Cambridge Assessment International Education

Cambridge IGCSE™

ECONOMICS **0455/13**

Paper 1 Multiple Choice **May/June 2020**

45 minutes

You must answer on the multiple choice answer sheet.

You will need: Multiple choice answer sheet
Soft clean eraser
Soft pencil (type B or HB is recommended)

INSTRUCTIONS

- There are **thirty** questions on this paper. Answer **all** questions.
- For each question there are four possible answers **A**, **B**, **C** and **D**. Choose the **one** you consider correct and record your choice in soft pencil on the multiple choice answer sheet.
- Follow the instructions on the multiple choice answer sheet.
- Write in soft pencil.
- Write your name, centre number and candidate number on the multiple choice answer sheet in the spaces provided unless this has been done for you.
- Do **not** use correction fluid.
- Do **not** write on any bar codes.
- You may use a calculator.

INFORMATION

- The total mark for this paper is 30.
- Each correct answer will score one mark. A mark will not be deducted for a wrong answer.
- Any rough working should be done on this question paper.

This document has **12** pages. Blank pages are indicated.

IB20 06_0455_13/3RP
© UCLES 2020

1 A natural resource was discovered in a country. The exploitation of this resource allowed the country to double its gross domestic product within ten years.

View solution

Why did this **not** solve the basic economic problem?

A Exploiting the resource required high expenditure on capital equipment.

B Exploiting the resource caused significant environmental damage.

C Gross domestic product was unevenly distributed in the country.

D Wants still exceeded the resources available to meet those wants.

2 The diagram shows a shift in a country's production possibility curve (PPC).

View solution

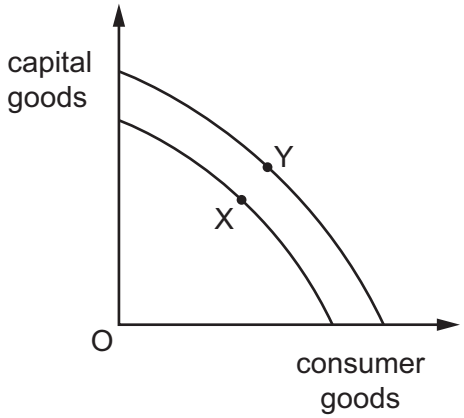

What would cause the shift from X to Y?

A a fall in the unemployment rate

B a fall in consumer demand

C a rise in the rate of inflation

D a rise in the size of the labour force

3 A farmer decides to grow potatoes instead of wheat.

View solution

What is the opportunity cost of growing the potatoes?

A the output of wheat

B the price of seed potatoes

C the profit from growing potatoes

D the time spent preparing the potato field

© UCLES 2020

4 Which are both macroeconomic decisions?

View solution

	decision 1	decision 2
A	a school recruits more teachers	a firm sets the prices for its products
B	a central bank reduces money supply	a government spends more on defence
C	a government increases tax rates	a farmer decides which crops to grow
D	a household cuts its energy use	a worker accepts an offer of overtime

5 What is the function of the price mechanism in a market economy?

View solution

A allocating resources and guiding choices

B allowing governments to provide price stability

C enabling markets to operate fairly

D preventing competitors from entering a market

6 The diagrams show changes in the market conditions for coffee.

View solution

Which diagram shows the effect of a poor harvest of coffee beans?

A

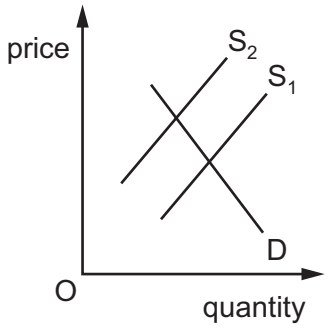

B

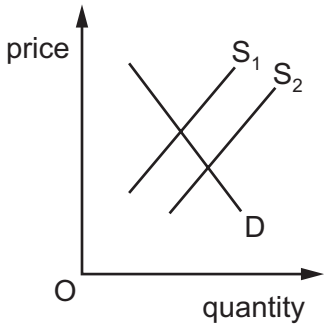

C

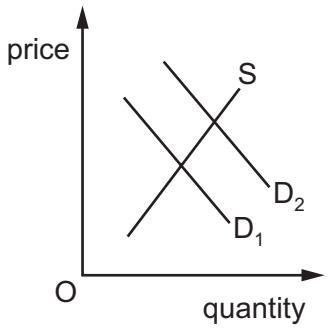

D

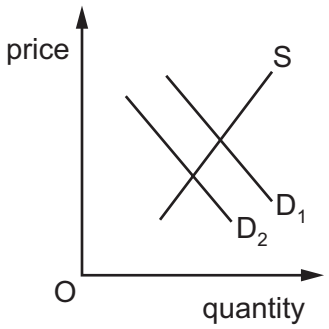

7 The price elasticity of supply of good X is 0.1. The good suddenly becomes very fashionable, leading to a large increase in demand.

View solution

What would be the likely outcome of this change in the short term?

A a large increase in output

B a large increase in price

C a small increase in price

D a small increase in revenue

8 What is a disadvantage to employers of switching to production using division of labour?

View solution

A average cost decreases

B flexibility of workers is lost

C repetition of tasks saves time

D training time decreases

9 What is an advantage to a country of having an efficient commercial banking system?

View solution

A It controls the money supply.

B It discourages spending.

C It encourages tax evasion.

D It enables investment.

© UCLES 2020

10 The graph shows women's wages as a percentage of men's wages in year 1 and year 2.

View solution

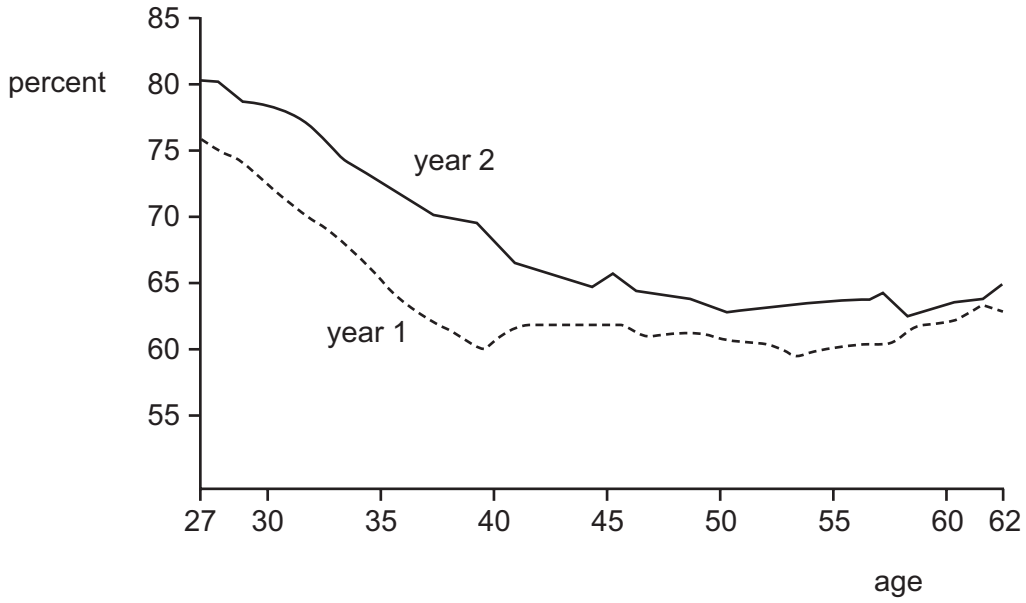

Which statement is shown by the graph to be true?

A Younger women earn more than older women.

B Women's wages remain about the same between the ages of 40–50.

C In year 2, all women were earning more than men.

D In year 2, women were earning a higher percentage of men's wages than in year 1.

11 People's income decreases.

View solution

How is the proportion spent on food and leisure likely to change?

	food	leisure
A	decrease	decrease
B	decrease	increase
C	increase	decrease
D	increase	increase

12 A firm produces 1000 units and has a total cost of $50 000. The variable cost per unit produced is $40.

View solution

What is the total fixed cost of the firm?

A $1000 **B** $4000 **C** $10 000 **D** $40 000

© UCLES 2020

13 The following information refers to a firm producing shoes.

View solution

At which level of output does the firm maximise profits?

	total output of pairs of shoes	total cost ($)	total revenue ($)
A	100	1000	1300
B	200	1800	2200
C	300	2700	3000
D	400	3200	3400

14 Firms can grow by increasing the internal scale of their operations.

View solution

What might be a disadvantage of this to the firm?

A average cost begins to fall

B it is difficult to motivate workers

C labour is replaced by robots

D markets become global

15 A government owns and runs an airline.

View solution

Which combination of ownership and sector is this?

	ownership	sector
A	private	secondary
B	private	tertiary
C	public	secondary
D	public	tertiary

16 What is **not** included in public expenditure?

View solution

A capital spending by firms

B interest payments on government borrowing

C investment in defence by the central government

D subsidies to bus companies from local government

© UCLES 2020

17 When is the budget described as balanced?

View solution

A when direct taxes and indirect taxes are equal

B when exports and imports are equal

C when government spending and government revenue are equal

D when the demand for money and the supply of money are equal

18 What is the main aim of supply-side policy?

View solution

A increasing economic growth by raising productivity

B increasing the balance of payments surplus by restricting free trade

C reducing the government's budget deficit by increasing taxation

D reducing the money supply by increasing the rate of interest

19 A government is **not** allowed to increase its military spending.

View solution

Government spending is currently at X.

Which diagram illustrates a possible change in government spending?

A

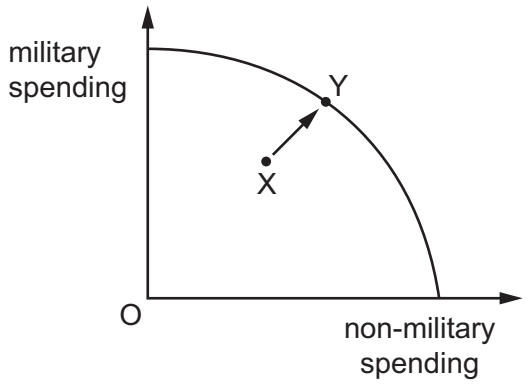

B

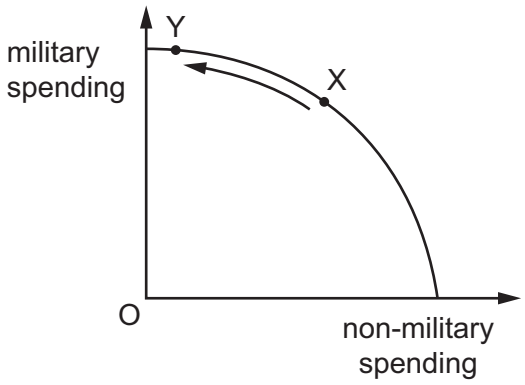

C

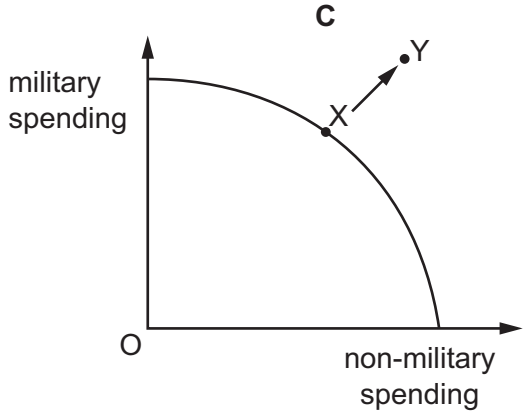

D

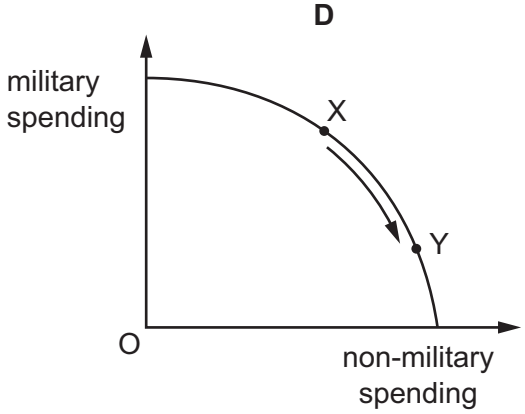

20 A country has full employment.

View solution

Which policy is **most** likely to lead to a fall in economic growth in the short run but an increase in economic growth in the long run?

A lowering the retirement age

B raising the school leaving age

C restricting the immigration of key workers

D selling assets owned in other countries

21 A government has a contractionary fiscal policy to reduce inflation. What will the government increase?

View solution

A expenditure on infrastructure

B income tax rates

C personal tax allowances

D unemployment benefits

22 What would **not** be required in the construction of an index of consumer prices?

View solution

A the selection of a base year

B the selection of a representative range of items

C the calculation of average wage levels

D the weighting of each item in the index

23 The table gives information about three economic indicators in four countries.

View solution

	rate of inflation %	rate of interest %	rate of unemployment %
country W	1.4	3.4	10.2
country X	3.7	8.7	12.3
country Y	3.6	7.3	14.2
country Z	2.1	6.0	7.7

What may be concluded from this information?

A Countries with higher inflation have higher interest rates.

B Countries with higher interest rates have lower unemployment.

C The country with the lowest inflation had the highest unemployment.

D The country with the lowest unemployment had the lowest inflation.

© UCLES 2020

24 Real incomes have risen in a country.

View solution

Which situation would definitely have caused this?

	price level	money incomes
A	fell	fell
B	fell	rose
C	rose	rose
D	rose	fell

25 In recent years some low-income countries have achieved higher rates of economic growth than high-income countries.

View solution

What is **most** likely to explain this accelerated economic growth?

A ease of transfer of modern technology to increase productivity

B falling agricultural prices

C higher ratios of labour to capital in manufacturing industries

D increased trade barriers by high-income countries

26 Which changes usually result when a country develops and is able to provide free healthcare and good living conditions?

View solution

	birth rate	death rate	labour productivity
A	falls	falls	rises
B	falls	rises	falls
C	rises	falls	falls
D	rises	rises	rises

27 What are the effects on price and equilibrium quantity of the imposition of an import tariff on a good?

View solution

	price	equilibrium quantity
A	decreases	decreases
B	decreases	increases
C	increases	decreases
D	increases	increases

© UCLES 2020

28 Which change will **not** increase a surplus on the current account of the balance of payments of a country?

View solution

A a decrease in the value of imports

B a decrease in primary income outflows

C an increase in the amount of development aid received

D an increase in domestic inflation rates

29 An economy with a floating exchange rate experiences an increased deficit on the current account of the balance of payments.

View solution

What will result from this?

A an increase in government debt

B an increase in its foreign currency reserves

C an increase in the demand for its currency on the foreign exchange market

D an increase in the supply of its currency on the foreign exchange market

30 The table shows components of Japan's current account balance in trillion Yen (¥) for 2011 and 2012.

View solution

year	balance of goods ¥trillion	balance of services ¥trillion	balance of primary income ¥trillion	balance of secondary income ¥trillion
2011	–1.61	–1.76	14.04	–1.11
2012	–5.23	–2.33	13.55	–1.02

Which balance improved between 2011 and 2012?

A balance of goods

B balance of services

C balance of primary income

D balance of secondary income

© UCLES 2020

BLANK PAGE

BLANK PAGE

Permission to reproduce items where third-party owned material protected by copyright is included has been sought and cleared where possible. Every reasonable effort has been made by the publisher (UCLES) to trace copyright holders, but if any items requiring clearance have unwittingly been included, the publisher will be pleased to make amends at the earliest possible opportunity.

To avoid the issue of disclosure of answer-related information to candidates, all copyright acknowledgements are reproduced online in the Cambridge Assessment International Education Copyright Acknowledgements Booklet. This is produced for each series of examinations and is freely available to download at www.cambridgeinternational.org after the live examination series.

Cambridge Assessment International Education is part of the Cambridge Assessment Group. Cambridge Assessment is the brand name of the University of Cambridge Local Examinations Syndicate (UCLES), which itself is a department of the University of Cambridge.

© UCLES 2020