Cambridge Assessment International Education

Cambridge IGCSE™

CANDIDATE NAME									
CENTRE NUMBER						CANDIDATE NUMBER				

ENGLISH AS A SECOND LANGUAGE **0510/22**

Paper 2 Reading and Writing (Extended) **October/November 2021**

2 hours

You must answer on the question paper.

No additional materials are needed.

INSTRUCTIONS

- Answer **all** questions.
- Use a black or dark blue pen.
- Write your name, centre number and candidate number in the boxes at the top of the page.
- Write your answer to each question in the space provided.
- Do **not** use an erasable pen or correction fluid.
- Do **not** write on any bar codes.
- Dictionaries are **not** allowed.

INFORMATION

- The total mark for this paper is 80.
- The number of marks for each question or part question is shown in brackets [ ].

This document has **16** pages. Any blank pages are indicated.

© UCLES 2021

Exercise 1

Read the article about chocolate, and then answer the following questions.

Chocolate



When we hear the word ‘chocolate’, we probably think of the food that comes in the shape of a bar, or perhaps as individual sweets in a box. But over the time that humans have known about chocolate, it has typically been appreciated as a drink, and sugar didn’t have anything to do with it!

Chocolate comes from cacao trees. They began spreading east from their original location in South America. This is the exact opposite to coffee trees, which were originally found in Ethiopia in Africa, and then travelled westwards. Cacao trees currently grow best in countries that lie within 10 degrees either side of the Equator, due to the combination of year-round moisture, heat and shade found there. However, in some areas, climate change is beginning to affect the growth of these trees.

Cacao trees live for decades, but one issue for any farmer is that trees take years to become productive. By the time they do, the trees will be covered in flowers. Plants with flowers have to be pollinated, or fertilised, before they can produce fruit. Many are pollinated by bees, or sometimes butterflies or wasps. But in the case of cacao trees, this function is performed by a tiny fly. When flowers are pollinated, the trees go on to produce fruit – the oval-shaped cacao pods.

Each pod contains cacao ‘beans’, which are the seeds used in chocolate production. There are between 20 and 60 seeds, each about as big as an olive, inside one pod. The seeds are surrounded by a milky-white substance, called the pith. The whole pod is quite tough, but can still be affected by black pod disease. This can kill individual pods and spread to the whole tree if not treated. Pods are typically harvested twice a year although the trees can produce pods all year round. Cacao harvesting is labour intensive, as pods are still gathered by hand.

The precious cacao seeds are carefully transported to factories for processing. They are cleaned and roasted and the outer shell is removed, leaving behind the part known as the nib to be collected. Various heating and cooling methods are then used to produce a substance called cocoa mass, but after all these stages, each tree’s harvest results in a surprisingly small amount of cocoa mass. This can be treated to make natural cocoa powder and cocoa butter, or the mass can be turned into solid chocolate by adding ingredients like sugar. A technique that is often used to process cocoa powder further was developed in the 1880s by a Dutch chemist. He came up with a way of making cocoa powder so that it tastes more strongly of chocolate, as it is rather bitter in its natural state. The process also makes it darker in colour, which is why some bakery recipes list ‘Dutch cocoa’ in their ingredients.

When you buy a bar of chocolate, following certain steps will keep it tasting good for longer. Ideally, keep it in a cool, dry place. You should also know that as chocolate picks up strong smells, it should be kept in an air-tight container. This will keep your chocolate edible for up to a year. If you need to store it for longer, first place it in the fridge for 24 hours to help to preserve its texture, then put it in a freezer for up to eighteen months. Once it is frozen, it will need to be taken out of the freezer and left to reach room temperature so you can enjoy this treat at its best.

© UCLES 2021

1 What form of chocolate has been most commonly enjoyed throughout its history?

..... [1]

2 On which continent were cacao trees first found? View solution

..... [1]

3 Which type of insect is needed in order for cacao trees to produce fruit? View solution

..... [1]

4 What is a seed compared with in terms of its size? View solution

..... [1]

5 How often are the pods picked from cacao trees? View solution

..... [1]

6 Which part of the seed is kept after the roasting process? View solution

..... [1]

7 What changes are made to cocoa powder by a method that was invented in the 1880s? Give **two** details. View solution

.....

..... [2]

8 What is the recommended maximum time to keep chocolate frozen? View solution

..... [1]

9 What are the problems associated with cacao production? Give **four** details. View solution

.....

.....

.....

..... [4]

[Total: 13]

© UCLES 2021

Exercise 2

Read the article about four people (**A–D**) who are interested in photography. Then answer Question **10(a)–(j)**.

Why I love photography

Four young people tell us about their hobby

A Vikki

I've been taking photos for as long as I can remember. I really think it helps me show my creative side. As digital photography has become common, and cameras have got smaller and more powerful, what was once an expensive hobby has become something that large numbers of people regularly enjoy. I'm lucky enough to have a top-of-the-range camera now. Of course, I didn't have anything expensive at first, but I still got a huge amount of enjoyment from my first simple camera, and that's what got me interested. There have been some displays from really famous photographers in the city where I live, and although I love looking at their pictures, I try not to let them influence me too much. I think it's important to focus on taking pictures in my own way – that's what keeps things interesting for me!

B Tomas

I really love photography, and being creative with my images. I can take pictures of almost anything and make them look better by managing settings on my camera or using computer software. It's really fun, although I think my approach is a bit more advanced than the typical things most people do for social media posts. People are also constantly taking pictures to boast about what they're doing! I'm more serious about my hobby. When I want to take pictures, mostly at weekends, I pack up my camera and go and plan my shots carefully. I'm not someone who takes hundreds of photos hoping that one will be good. I know taking pictures is something I do well, and it might sound strange, but this has made me feel that I can take on all sorts of other challenges too, like sports, for example.

C Sasha

I have a passion for photography for various reasons. Firstly, photos tell stories about places people have been to, or things they've done. I'm sure my friends get a much clearer idea of what I've been doing when I show them my photos. People say 'a picture paints a thousand words' after all! Photography has also helped open my mind by encouraging me to consider common objects in new and unexpected ways, as I like taking pictures from unusual angles, or strange close-ups – things people don't expect. I read a lot about famous photographers, and the more I read, the more I'm amazed at the different styles, ideas and techniques. There are more than enough to keep me busy! If you're interested in taking up photography as a hobby, I'd say the best thing to do is to just get out there and start taking pictures of different things as soon as you can!

D Edward

I've been a member of my local photography club for a few months and joining it was the best decision I've ever made! What I like about photography is that it helps me remember my life – the people in it and the places I've visited – in far greater colour and depth than if I hadn't taken any photographs. I've got a big, expensive camera that I use when I'm going on special trips to take pictures of things like wildlife, but it's pretty heavy. I've got a phone, of course, and even though the camera on that can't compete with the quality of my digital one, it's really convenient. So I'm never without a means of taking a photo – I've actually got some really nice ones from it. The first camera I was given was so complicated it nearly put me off photography, so I'm glad I decided to give it another try and now I enjoy every minute of my hobby.

© UCLES 2021

10 For each question, write the correct letter A, B, C or D on the line.

View solution

Which person …

(a) explains how taking good photos has improved their confidence? …… [1]

(b) says that taking photos helps them think about everyday things differently? …… [1]

(c) mentions that changes in camera design have made photography more popular? …… [1]

(d) explains how they use photos to give people a better understanding of their experiences? …… [1]

View solution

(e) says that they avoid copying the style of other photographers? …… [1]

(f) says that their memories of events are stronger because of photos they have taken? …… [1]

View solution

(g) mentions enjoying the technical side of photography? …… [1]

View solution

(h) says that using a basic camera gave them pleasure when they started out? …… [1]

(i) mentions having a camera with them every day in case they want to take a photo? …… [1]

(j) suggests that there is still a lot they can learn from experts in the subject? …… [1]

[Total: 10]

View solution

Exercise 3

Read the article about a raw food diet, and then complete the notes.

A raw food diet

People nowadays are generally very interested in learning about how their diet – the food that they eat on a day-to-day basis – can make them healthy, and they are often keen to find out about different diets.

Content removed due to copyright restrictions.

Perhaps the best idea could be to aim for a combination or balance of different ways of eating, finding the one that best suits your situation and needs at the time, and of course – and very importantly – your personal taste.

© UCLES 2021

You are going to give a talk about a raw food diet to your class at school. Prepare some notes to use as the basis for your talk.

Make short notes under each heading.

11 Advantages of a raw food diet:

Example: *healthy*

- .....
- .....
- .....
- ..... [4]

12 Disadvantages of a raw food diet:

- .....
- .....
- .....
- .....
- ..... [5]

[Total: 9]

View solution

Exercise 4

13 Read the article about a man called Marco who lives and works alone on a tiny island off the coast of the UK.

View solution

Write a summary about the duties Marco is required to carry out as part of his job.

Your summary should be about 100 words long (and no more than 120 words long). You should use your own words as far as possible.

You will receive up to 8 marks for the content of your summary and up to 8 marks for the style and accuracy of your language.

Marco's island life

Have you ever wondered what it would be like to live by yourself on an island? Well, Marco Moran is doing just that on a tiny, uninhabited island off the east coast of the UK, where for the last four years he's been employed by the local tourist board. One of his tasks is to keep the beaches free of rubbish, which he is very keen to do, having previously organised beach-cleaning events back in his hometown. Some people would consider life there quite hard, considering the strong winds that regularly blow in off the sea, but Marco's interest in the environment and nature makes spending time outdoors a pleasure. He's also responsible for doing any repairs on the island's structures, such as the visitor centre, which was only built a couple of months before he started his job, and which is a popular place for the island's tourists to visit.

One of the things that appealed to him about the job was that he could live a very eco-friendly life. He gets most of the power that he needs from the solar panels he asked to have put on his roof, so he's not lacking in modern technology. In addition, Wi-Fi was installed on the island last year, and Marco now has to upload data on the island's native species, which goes into a national database. The tourist board has also recently established an online booking system for the boat tours he leads around the various islands on that part of the coast. This means he no longer has to sell boat tickets. Once he's given his safety talk to the passengers, there's nothing he enjoys more than watching people's faces as they spot seals and dolphins.

He's taken the opportunity to set up his own personal website, where people from all over the world regularly log in to see some of the photos he uploads, mostly of wildlife. He enjoys the contact he has with these people through messages on social media; it's a break from work, and he receives some great feedback on his photos. He also keeps the information displays in the visitor centre updated. These are really popular with the tourists that come to hear the monthly lectures he's responsible for giving.

His house is small, but has the most incredible view. During the evenings, once he's completed his paperwork on visitor numbers, there is nothing he enjoys more than looking out at it. He breathes in the smells of the sea, or the scent from the flowers in the garden that he's created in his spare time. The island is so beautiful that, unlike most of us who are desperate to travel somewhere new for a couple of weeks during the summer, he spends his annual holiday there! During the quieter wintertime, there's still plenty to do. This is when the sea is too rough to go sailing, so he has time to check the boat's engine in preparation for the next season.

It's a job that might not suit everyone, but Marco couldn't imagine living anywhere else.

© UCLES 2021

.....

.....

.....

.....

.....

.....

.....

.....

.....

.....

.....

.....

.....

.....

.....

.....

.....

.....

.....

.....

.....

.....

.....

.....

.....

.....

.....

.....

.....

.....

.....

[Total: 16]

Exercise 5



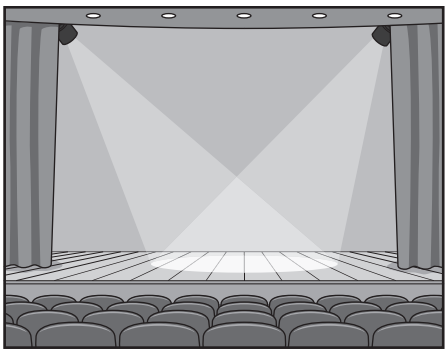

14 You recently took part in a talent show organised at your school. You came second, and you won some prize money.

View solution

Write an email to your friend about the experience.

In your email, you should:

- describe what you did in the talent show
- explain how you felt about the experience
- say what you have decided to do with your prize money.

The pictures above may give you some ideas, and you can also use some ideas of your own.

Your email should be between 150 and 200 words long.

You will receive up to 8 marks for the content of your email, and up to 8 marks for the language used.

© UCLES 2021

.....

.....

.....

.....

.....

.....

.....

.....

.....

.....

.....

.....

.....

.....

.....

.....

.....

.....

.....

.....

.....

.....

.....

.....

.....

.....

.....

.....

.....

.....

.....

[Total: 16]

Exercise 6

15 In class, you have recently been talking about fashion and clothes, and now your teacher has asked you to write an article about fashion.

View solution

Here are two comments from your classmates:

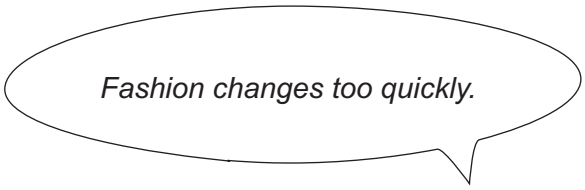

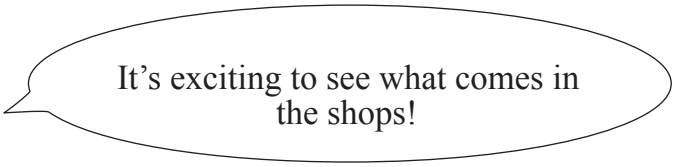

Write an article for your teacher, giving your views.

The comments above may give you some ideas, and you can also use some ideas of your own.

Your article should be between 150 and 200 words long.

You will receive up to 8 marks for the content of your article, and up to 8 marks for the language used.

© UCLES 2021

.....

.....

.....

.....

.....

.....

.....

.....

.....

.....

.....

.....

.....

.....

.....

.....

.....

.....

.....

.....

.....

.....

.....

.....

.....

.....

.....

.....

.....

.....

.....

[Total: 16]

© UCLES 2021

BLANK PAGE

© UCLES 2021

BLANK PAGE

BLANK PAGE

Permission to reproduce items where third-party owned material protected by copyright is included has been sought and cleared where possible. Every reasonable effort has been made by the publisher (UCLES) to trace copyright holders, but if any items requiring clearance have unwittingly been included, the publisher will be pleased to make amends at the earliest possible opportunity.

To avoid the issue of disclosure of answer-related information to candidates, all copyright acknowledgements are reproduced online in the Cambridge Assessment International Education Copyright Acknowledgements Booklet. This is produced for each series of examinations and is freely available to download at www.cambridgeinternational.org after the live examination series.

Cambridge Assessment International Education is part of the Cambridge Assessment Group. Cambridge Assessment is the brand name of the University of Cambridge Local Examinations Syndicate (UCLES), which itself is a department of the University of Cambridge.

© UCLES 2021