Cambridge Assessment International Education

Cambridge IGCSE™

CANDIDATE NAME									
CENTRE NUMBER						CANDIDATE NUMBER				

ENGLISH AS A SECOND LANGUAGE **0510/22**

Paper 2 Reading and Writing (Extended) **October/November 2022**

2 hours

You must answer on the question paper.

No additional materials are needed.

INSTRUCTIONS

- Answer **all** questions.
- Use a black or dark blue pen.
- Write your name, centre number and candidate number in the boxes at the top of the page.
- Write your answer to each question in the space provided.
- Do **not** use an erasable pen or correction fluid.
- Do **not** write on any bar codes.
- Dictionaries are **not** allowed.

INFORMATION

- The total mark for this paper is 80.
- The number of marks for each question or part question is shown in brackets [ ].

This document has **16** pages. Any blank pages are indicated.

© UCLES 2022

Exercise 1

Read the information leaflet about a nature reserve which has been created around a quarry – a place where stone is dug from the ground. Then answer the following questions.

Visiting Stokeley Quarry Nature Reserve



Welcome to Stokeley Quarry. This leaflet tells you about the history of this quarry, and how visitors can enjoy this beautiful area.

The south-west of England is an excellent source of a type of stone called limestone. The limestone that comes from Stokeley Quarry is known for its quality. It has a range of uses, in both its natural and processed state. For example, it is used in different building projects, from houses to hospitals. When processed, it is found in things like toothpaste; and on farms in the form of lime, a chemical that is put on fields to improve crops. It is also used in items from make-up to chicken feed! Every year, around 500 000 to 700 000 tonnes of limestone are dug out of the quarry, although it is possible to remove a million tonnes if required. Whilst the Stokeley Quarry Company has been here since 1947, evidence suggests that quarrying took place before this, with a map from 1810 indicating a quarry on this site.

Nearly 100 people from the area are employed here as administrators and managers, although working as a machine operator is the most common role. The building at the western side of the quarry was once a farmhouse, but has been renovated to provide our company headquarters. It fits in well with the surroundings, as it is made from the local limestone, which gives a far more natural look than modern materials like concrete. During building work on the farmhouse, a number of bats were discovered living in the roof. As they are a protected species, we built a special bat barn so our work could be completed without causing them any harm.

We are involved with the local community in many ways. For example, we have some popular footpaths for people to enjoy. On all of these, we have put up wooden fences to ensure everyone's safety. One of these paths, the Blue route, goes all around the quarry – a distance of seven kilometres. If you follow this, you will get to see where we have installed insect boxes – these make perfect nests for insects, which are vital for the food chain. If this route is a bit too long, or if perhaps you are a wheelchair user or have a baby in a pushchair, then the Green route is shorter and offers plenty of viewpoints. All routes start from the same place near the entrance. It is here that last year we created a lake where you can now see a variety of fish and frogs. There are also information boards at various points along the routes to help you understand more about the history of the quarry, from its beginnings right up to the present. These include details on the areas where we have planted native flowers to attract bees during the summer months.

In the nearby woods, you will find one of our most successful community projects, known as the Learning Zone. There is a sign at the back of the car park that points you towards the path which will take you to the education centre and covered seating. All around we have put up bird feeders, which we fill with nuts and seeds each day. You can also explore the 'Rocks and Fossils' exhibition that is on permanent display here. Each year, at the beginning of August, you will be able to enjoy our Art Week, during which time a series of sculptures is placed around the site for you to discover.

© UCLES 2022

1 Which household products contain a substance found in stone taken from the quarry? Give **two** details.

.....

..... [2]

2 What is the maximum amount of limestone, in tonnes, that the Stokeley Quarry Company can extract each year?

..... [1]

3 When do records first show that there was a quarry in the area?

View solution

..... [1]

4 What job do the majority of people do at the quarry?

View solution

..... [1]

5 What feature was constructed to keep visitors from danger?

View solution

..... [1]

6 What is the name of the footpath that is most suitable for people with young children?

View solution

..... [1]

7 Where is the Learning Zone located?

View solution

..... [1]

8 What is the name of the annual public event at the quarry?

View solution

..... [1]

9 What has the quarry company done to help the local wildlife? Give **four** details.

View solution

.....

.....

.....

..... [4]

[Total: 13]

© UCLES 2022

Exercise 2

Read the reviews from four people (**A–D**) who have visited a natural history museum. Then answer Question **10(a)–(j)**.

Museum reviews

A Eliza

This museum is said to be one of the oldest in the world, and with one of the largest numbers of exhibits for everyone to enjoy, there's always something to see. In fact, there's way too much to look at in one go, not just because of how long it takes to physically walk around the building, but just as importantly, because of how much your brain has to take in! We knew this was the case before we went, so when we arrived, we checked the floor plan and the list of galleries, and picked the top three we wanted to see. Of course, it was impossible to stick to just those – there were always things that tempted us into other rooms. But even so, I know that by having a route planned, we made the most of our time there. We're already planning our next visit!

B Nazir

I love museums, and like to go to one in every new city I visit. Luckily, my family feel the same. A lot of people avoid museums because they think they're a bit dull, but I'd say if you haven't been to one for a while, you really should give it a go! You see, museum displays nowadays try really hard to appeal to younger visitors, and this one is no exception. Plus, the museum is really beautiful to walk around – it was designed over 100 years ago, and it has wonderful ceilings and sculptures of a whole range of animals around the tops of all the walls, so don't forget to look up while you're there! Something that's helpful for those with limited time is the printed guide, available for a small charge. It recommends the main highlights, with interesting facts about each thing you'll see.

C Lily

My mum and I went to the museum last Saturday. We arrived before the opening time, so we wouldn't have to worry about limiting our time there. Once we got in, we headed straight for the top floor of the building. This is where there are some really great displays of shells and some weird deep-sea creatures. It's the one area I'd tell anyone who's visiting not to miss and I'm sure I'll go there again sometime in the future. Even though the museum is the city's top attraction, visiting during the peak of the school holidays wasn't a problem – the size of the halls meant that everyone was able to spread out. We got to see everything we wanted to. On a previous visit, we explored the rooms with a guide who told us exactly what we were seeing, and of course we could ask him any questions. That really made a big difference. You can't book this in advance, so make sure you arrive early to get one of the available places.

D Pedro

Before we arrived, we'd reserved tickets for a behind-the-scenes tour. It was simple to do this online, and I'm so glad we did. We were given headphones at the ticket office, which had recorded information about the projects that go on there. We were able to explore areas that regular visitors don't get to see. We were even able to observe scientists at work through a large viewing window, which I really enjoyed because a career in science is something I'm considering at the moment. The recorded information on the headphones was actually nearly as good as having an expert there to explain things – I certainly learned a lot anyway! There was plenty to see back in the main part of the museum, and while some bits were more interesting than others, I'd recommend it to anyone who wants to know more about the natural world.

© UCLES 2022

10 For each question, write the correct letter A, B, C or D on the line.

View solution

Which person …

(a) says that the exhibits are aimed at a particular group of people? …… [1]

View solution **(b)** explains that they found something relevant to their future? …… [1]

View solution **(c)** describes their favourite part of the museum? …… [1]

(d) suggests that they enjoyed parts of the museum they weren't planning to visit? …… [1]

View solution **(e)** recommends going on a tour with one of the museum experts? …… [1]

(f) describes a useful item that people planning a shorter visit can buy? …… [1]

View solution

View solution **(g)** suggests that the museum had a lot of visitors the day they went? …… [1]

(h) explains why it's a good idea to limit how much you try to see during your visit? …… [1]

View solution **(i)** says that the building itself is worth looking at? …… [1]

(j) mentions their positive experience of the booking process? …… [1]

[Total: 10]

View solution

Exercise 3

Read the article about keeping a diary, and then complete the notes.

Keeping a diary

Have you ever thought about keeping a diary? I don't just mean recording future appointments, I mean writing about the things you've done each day. I've kept one for quite a few years now, ever since my parents gave me my first diary for my sixth birthday. That's become a bit of a tradition – I get one at the start of every year. I've completed nearly ten of them now – that's a lot, I'm sure you'll agree!

It might be the case that you think writing a diary is something you'd like to do, but you're not sure how to begin. Well, a good way to start is to ask yourself about how your day has been, which might go some way towards making things easier. You'll probably find that diary writing encourages you to stick to a routine, and that is something that I, like a lot of other people, have struggled with a bit in the past.

Now, one of the great things about writing a diary is that you'll probably notice your creativity really improves. You could see something when you're out for a walk or when you're on holiday, for example, that gives you an interesting idea to write about. That's why it's always worth having your diary with you. I once wrote a poem inspired by some birds I watched diving into the sea when I was at the beach with my friends one day. I was so pleased with the poem that later on, I posted it on my social media page.

When you're writing, you'll find that your vocabulary starts to increase – I know this has certainly been true for me. There's one rule I think is really important though, and worth remembering, and that is to never go back and change what you wrote initially. After all, that is how you actually felt at the time you wrote it. When you're writing about an experience, or how you feel about something, try to keep a positive tone, even if this doesn't always feel all that easy at the time.

As well as writing about what has happened during the day, some people like to use their diaries as a place where they can write down any future plans, which is certainly something I tend to do. This could be anything you fancy doing – from learning to play an instrument like the violin to having a go at windsurfing for the first time! If this is something that appeals to you, then you'll probably be happy to hear that using your diary in this way actually boosts the chances of achieving your goals.

And finally, make sure you don't forget to re-read your diary from time to time. After all, if you're anything like me, what you've written is something you will have spent quite a long time working on. When you look back at it all, you will soon find that it brings back happy memories, which certainly is no bad thing.

© UCLES 2022

You are going to give a talk about keeping a diary to your class at school. Prepare some notes to use as the basis for your talk.

Make short notes under each heading.

11 Benefits of keeping a diary:

- .....
- .....
- .....
- ..... [4]

12 Advice for keeping a diary:

- .....
- .....
- .....
- .....
- ..... [5]

[Total: 9]

View solution

Exercise 4

13 Read the article about crop rotation – growing a series of different crops on the same piece of land, one after the other.

View solution

Write a summary about the advantages of crop rotation for home gardeners.

Your summary should be about 100 words long (and no more than 120 words long). You should use your own words as far as possible.

You will receive up to 8 marks for the content of your summary, and up to 8 marks for the style and accuracy of your language.

Crop Rotation

Crop rotation is the name given to a way of growing crops that has existed for centuries in many parts of the world. It refers to the practice of planting a series of different crops, which are grown and harvested one after the other. A farmer might, for example, plant a field of carrots, and when they have grown and been picked, plant the same field with a completely different crop, such as beans, or cabbages. Although it is often referred to in the context of farming, crop rotation also appeals to many home gardeners, as it can be successful in almost any size of garden. While farmers generally plant their crops in large fields, home gardeners, of course, do not have this option. Growing a selection of crops one after the other ensures that garden space can be used efficiently, which is an extremely important factor for most home gardeners. This particular technique also means that there is always something interesting growing throughout the year. It requires home gardeners to be continuously engaged in a cycle of tasks from planting and harvesting their crops, to preparing the soil for the next crop. Some home gardeners can be unwilling to take on what can be thought of as a complicated way to grow plants. However, if attempted, the increase in quality of the harvest often makes it worthwhile.

The order in which species are planted one after the other is an important part of crop rotation. Careful planning and research are needed to make sure plants have the best possible chance of growing well. While doing this, gardeners will increase their knowledge of a wide variety of species. Getting this order right naturally takes time and experience. It can be frustrating when a crop does not do as well as it should, perhaps because of the way a previous crop has affected the soil. However, a vast number of planting timetables are readily available online. These will help gardeners choose appropriate plants, and many find that a planting plan can readily be organised years in advance, which helps them with the organisation of their gardens.

A common task for all gardeners is removing small wild plants and grasses from around their vegetables. By choosing to grow specific plants in combination with other species in their crop rotation plan, gardeners can control the growth of unwanted wild plants. Of course, at different times of the year, plants often come under attack from pests like insects. Particular insects tend to attack a particular crop, which can then lead to serious diseases. If the same crop is continually grown in the same location, the number of eggs laid by those insects in the soil can multiply year after year. Growing different sorts of crops, therefore, limits the number of insects present. Also, in situations where one crop is grown year after year, gardeners may well have to use chemicals to protect their plants from attack, but fewer chemicals are needed in the case of gardens where different plants are grown following a planned crop rotation.

© UCLES 2022

[Total: 16]

© UCLES 2022

Exercise 5

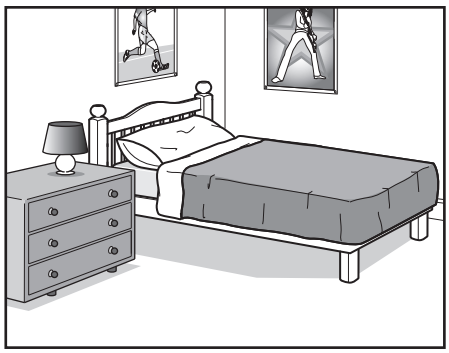



View solution

14 You recently changed something about your bedroom at home.

Write an email to a friend.

In your email, you should:

- describe what you changed
- explain how you made the change
- say how you feel about the change.

The pictures above may give you some ideas, and you can also use some ideas of your own.

Your email should be between 150 and 200 words long.

You will receive up to 8 marks for the content of your email, and up to 8 marks for the language used.

© UCLES 2022

.....

.....

.....

.....

.....

.....

.....

.....

.....

.....

.....

.....

.....

.....

.....

.....

.....

.....

.....

.....

.....

.....

.....

.....

.....

.....

.....

.....

.....

.....

.....

[Total: 16]

Exercise 6

View solution

15 Your class recently had a debate about the advantages and disadvantages of homework.

Your teacher would like you to write an article for your school magazine, giving your opinions.

Here are two comments from your classmates:

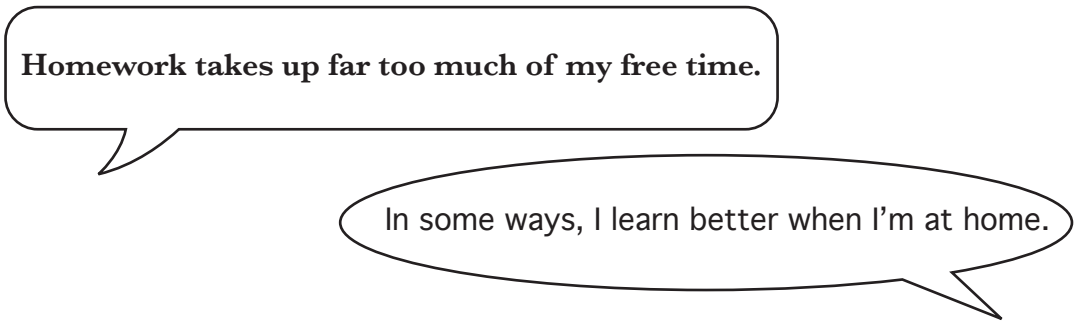

Write an article for your school magazine, giving your views.

The comments above may give you some ideas, and you can also use some ideas of your own.

Your article should be between 150 and 200 words long.

You will receive up to 8 marks for the content of your article, and up to 8 marks for the language used.

© UCLES 2022

.....

.....

.....

.....

.....

.....

.....

.....

.....

.....

.....

.....

.....

.....

.....

.....

.....

.....

.....

.....

.....

.....

.....

.....

.....

.....

.....

.....

.....

.....

.....

[Total: 16]

BLANK PAGE

© UCLES 2022

BLANK PAGE

BLANK PAGE

Permission to reproduce items where third-party owned material protected by copyright is included has been sought and cleared where possible. Every reasonable effort has been made by the publisher (UCLES) to trace copyright holders, but if any items requiring clearance have unwittingly been included, the publisher will be pleased to make amends at the earliest possible opportunity.

To avoid the issue of disclosure of answer-related information to candidates, all copyright acknowledgements are reproduced online in the Cambridge Assessment International Education Copyright Acknowledgements Booklet. This is produced for each series of examinations and is freely available to download at www.cambridgeinternational.org after the live examination series.

Cambridge Assessment International Education is part of Cambridge Assessment. Cambridge Assessment is the brand name of the University of Cambridge Local Examinations Syndicate (UCLES), which is a department of the University of Cambridge.

© UCLES 2022