Cambridge Assessment International Education

Cambridge IGCSE™

CANDIDATE NAME									
CENTRE NUMBER						CANDIDATE NUMBER				

MATHEMATICS **0580/21**

Paper 2 (Extended) **May/June 2020**

1 hour 30 minutes

You must answer on the question paper.

You will need: Geometrical instruments

INSTRUCTIONS

- Answer **all** questions.
- Use a black or dark blue pen. You may use an HB pencil for any diagrams or graphs.
- Write your name, centre number and candidate number in the boxes at the top of the page.
- Write your answer to each question in the space provided.
- Do **not** use an erasable pen or correction fluid.
- Do **not** write on any bar codes.
- You should use a calculator where appropriate.
- You may use tracing paper.
- You must show all necessary working clearly.
- Give non-exact numerical answers correct to 3 significant figures, or 1 decimal place for angles in degrees, unless a different level of accuracy is specified in the question.
- For π, use either your calculator value or 3.142.

INFORMATION

- The total mark for this paper is 70.
- The number of marks for each question or part question is shown in brackets [ ].

© UCLES 2020

1 Rectangle A measures 3 cm by 8 cm.

View solution

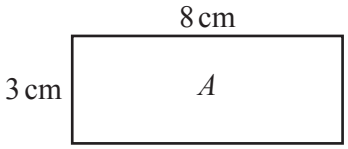

NOT TO SCALE

Five rectangles congruent to A are joined to make a shape.

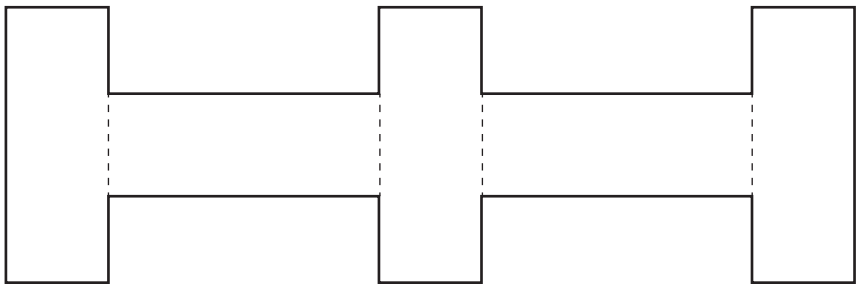

NOT TO SCALE

Work out the perimeter of this shape.

..... cm [2]

2 Find the highest **odd** number that is a factor of 60 and a factor of 90.

View solution

..... [1]

© UCLES 2020

3 Mrs Salaman gives her class two mathematics tests.
The scatter diagram shows information about the marks each student scored.

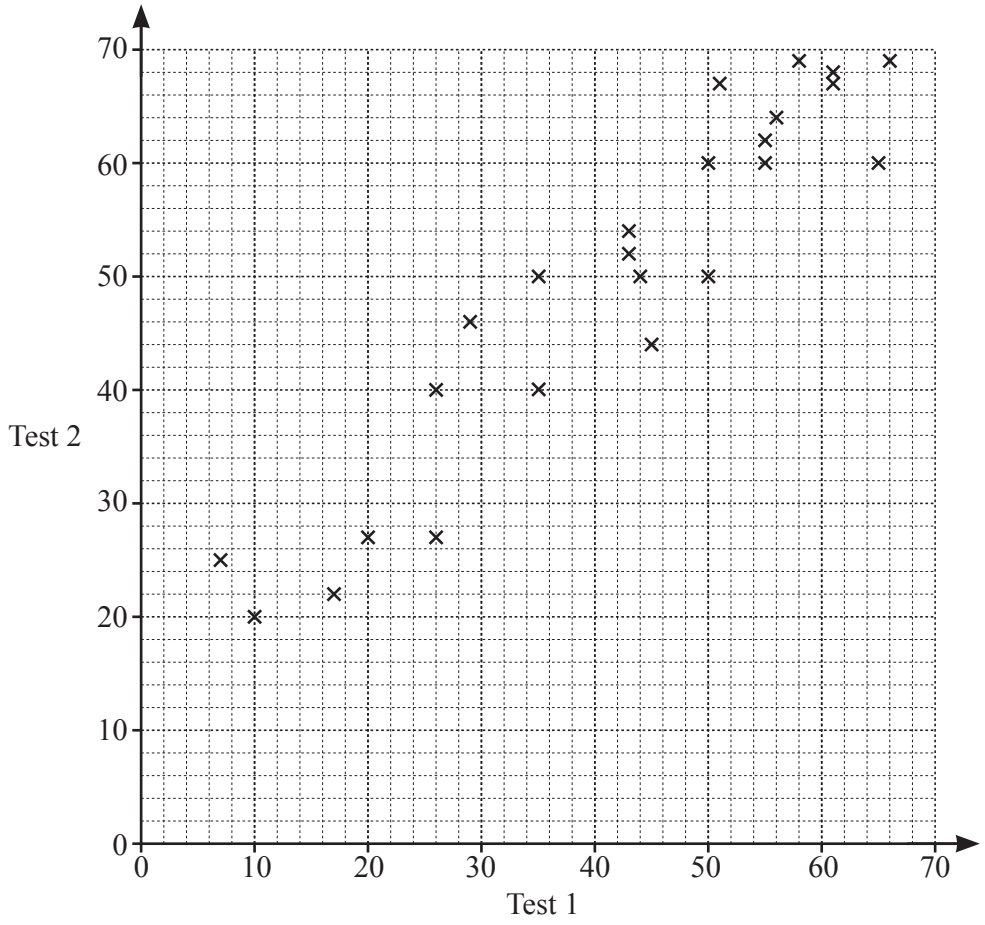

View solution

(a) Write down the highest mark scored on test 1.

..... [1]

(b) Write down the type of correlation shown in the scatter diagram.

View solution

..... [1]

(c) Draw a line of best fit on the scatter diagram. [1]

View solution

(d) Hamish scored a mark of 40 on test 1.
He was absent for test 2.

View solution

Use your line of best fit to find an estimate for his mark on test 2.

..... [1]

© UCLES 2020

4 A bag contains blue, red, yellow and green balls only.
A ball is taken from the bag at random.
The table shows some information about the probabilities.

Colour	Blue	Red	Yellow	Green
Probability	0.15	0.2		0.43

(a) Complete the table.

View solution

[2]

(b) Abdul takes a ball at random and replaces it in the bag.
He does this 200 times.

View solution

Find how many times he expects to take a red ball.

..... [1]

5 **(a)** The nth term of a sequence is $60 - 8n$.

View solution

Find the largest number in this sequence.

..... [1]

(b) Here are the first five terms of a different sequence.

View solution

12 19 26 33 40

Find an expression for the nth term of this sequence.

..... [2]

© UCLES 2020

6 The diagram shows a trapezium.

View solution

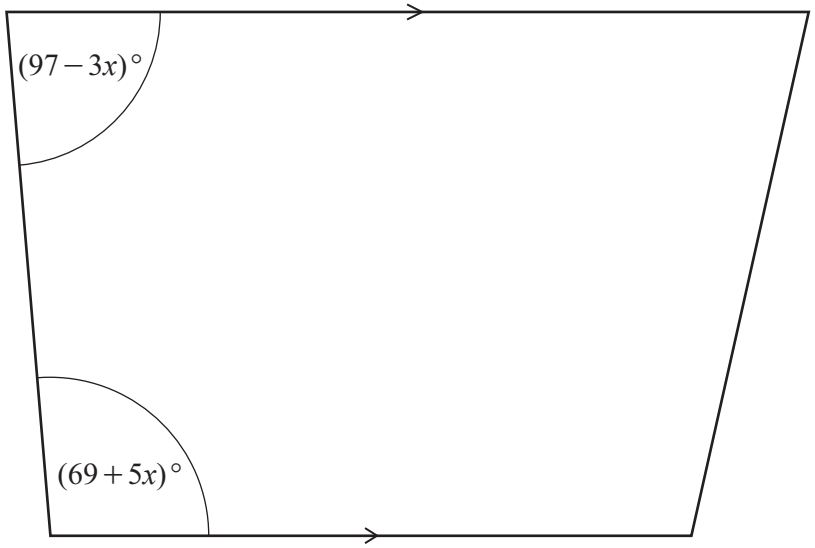

NOT TO SCALE

Work out the value of x.

$x =$ ..... [3]

7 $234 = 2\times3^2\times13$ $\quad 1872 = 2^4\times3^2\times13$ $\quad 234\times1872 = 438\,048$

View solution

Use this information to write 438 048 as a product of its prime factors.

..... [1]

© UCLES 2020

8 **Without using a calculator**, work out $\left(2\frac{1}{3}-\frac{7}{8}\right)\times\frac{6}{25}$.

View solution

You must show all your working and give your answer as a fraction in its simplest form.

..... [4]

9 Factorise completely.

(a) $21a^2+28ab$

View solution

..... [2]

(b) $20x^2-45y^2$

View solution

..... [3]

10

View solution

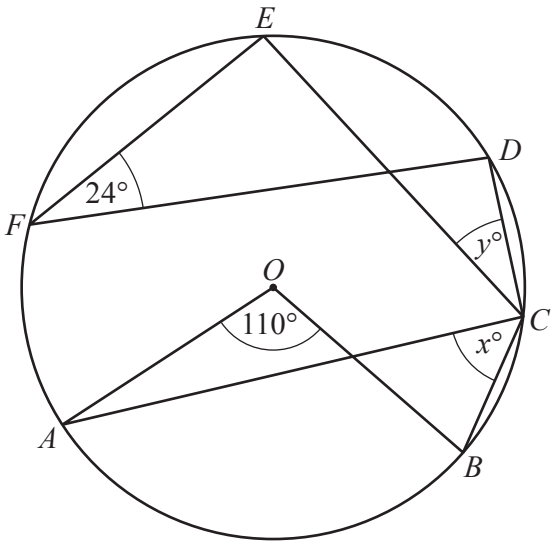

NOT TO SCALE

Points A, B, C, D, E and F lie on the circle, centre O.

Find the value of x and the value of y.

$x =$ .....

$y =$ ..... [2]

11

View solution

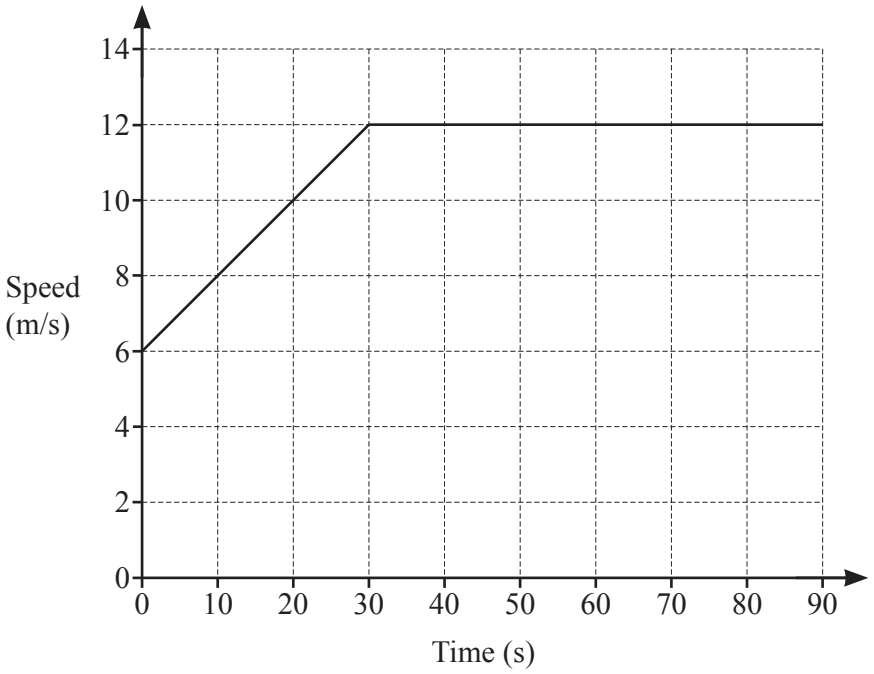

The diagram shows the speed–time graph for 90 seconds of a journey.

Calculate the total distance travelled during the 90 seconds.

..... m [3]

© UCLES 2020

12 Gemma records the times, in seconds, taken for a group of children and a group of adults to complete a puzzle.
The box-and-whisker plot shows information about the times taken for the children to complete the puzzle.

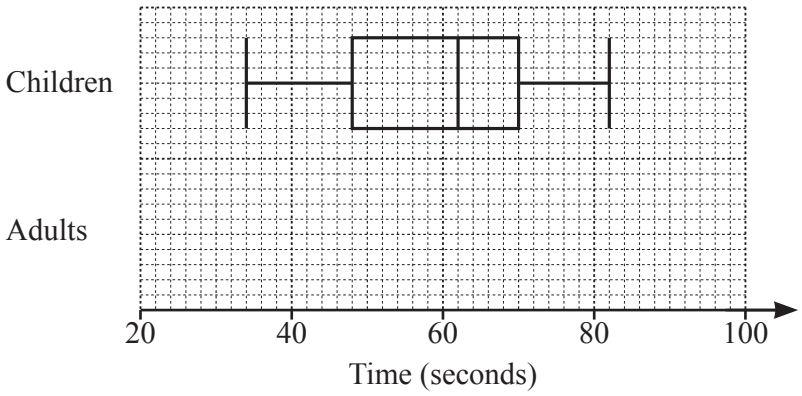

(a) Find the interquartile range of the times taken for the children to complete the puzzle.

View solution

..... seconds [2]

(b) The table shows some information about the times, in seconds, taken for the adults to complete the puzzle.

View solution

Minimum	Lower quartile	Median	Upper quartile	Maximum
28	42	58	70	75

On the grid above, draw the box-and-whisker plot for the adults. [2]

© UCLES 2020

13

View solution

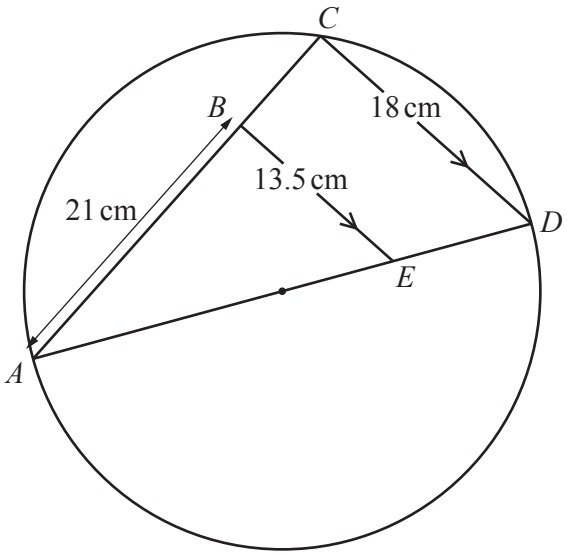

NOT TO SCALE

C lies on a circle with diameter *AD*.
B lies on *AC* and *E* lies on *AD* such that *BE* is parallel to *CD*.
AB = 21 cm, *CD* = 18 cm and *BE* = 13.5 cm.

Work out the radius of the circle.

..... cm [5]

© UCLES 2020

14 (a) $f(x) = 4x + 3$ $g(x) = 5x - 4$

View solution

$fg(x) = 20x + p$

Find the value of p.

$p =$ ..... [2]

(b) $h(x) = \dfrac{5x - 1}{3}$

View solution

Find $h^{-1}(x)$.

$h^{-1}(x) =$ ..... [3]

15

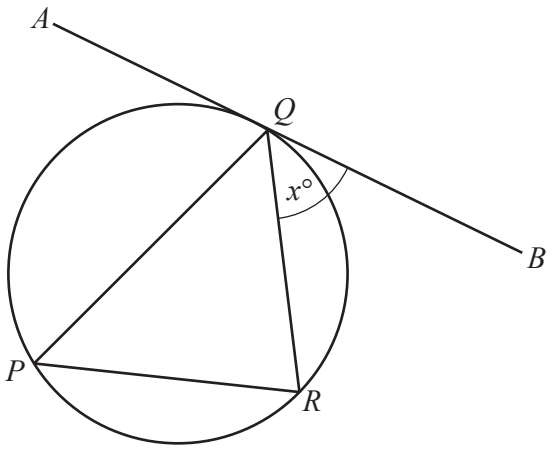

NOT TO SCALE

P, R and Q are points on the circle.
AB is a tangent to the circle at Q.
QR bisects angle PQB.
Angle $BQR = x°$ and $x < 60$.

Use this information to show that triangle PQR is an isosceles triangle.
Give a geometrical reason for each step of your work.

[3]

16 m is inversely proportional to the square of $(p - 1)$.
When $p = 4$, $m = 5$.

Find m when $p = 6$.

$m =$ ..... [3]

17 (a) (i) $\mathbf{m} = \begin{pmatrix} 5 \\ 7 \end{pmatrix}$

View solution

Find $3\mathbf{m}$.

$\begin{pmatrix} \quad \\ \quad \end{pmatrix}$ [1]

(ii) $\overrightarrow{VW} = \begin{pmatrix} 10 \\ -24 \end{pmatrix}$

View solution

Find $\left|\overrightarrow{VW}\right|$.

..... [2]

(b)

View solution

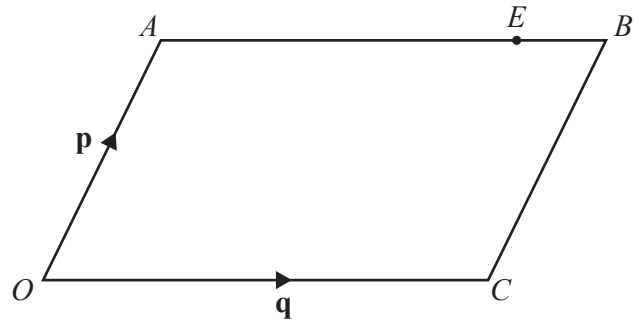

NOT TO SCALE

$OABC$ is a parallelogram.
$\overrightarrow{OA} = \mathbf{p}$ and $\overrightarrow{OC} = \mathbf{q}$.
E is the point on AB such that $AE : EB = 3 : 1$.

Find $\overrightarrow{OE}$, in terms of $\mathbf{p}$ and $\mathbf{q}$, in its simplest form.

$\overrightarrow{OE} =$ ..... [2]

© UCLES 2020

18 $P = 2(w + h)$

View solution

$w = 12$ correct to the nearest whole number.
$h = 4$ correct to the nearest whole number.

Work out the upper bound for the value of P.

..... [2]

19

View solution

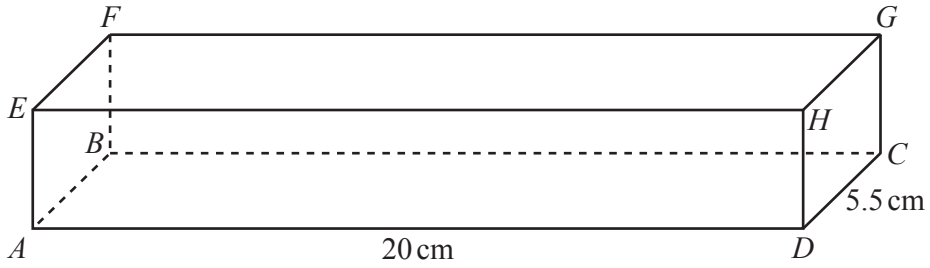

NOT TO SCALE

The diagram shows cuboid $ABCDEFGH$ of length 20 cm and width 5.5 cm.
The volume of the cuboid is 495 cm^3.

Find the angle between the line AG and the base of the cuboid $ABCD$.

..... [5]

© UCLES 2020

20 The curve $y = x^2 - 2x + 1$ is drawn on a grid.
A line is drawn on the same grid.
The points of intersection of the line and the curve are used to solve the equation $x^2 - 7x + 5 = 0$.

View solution

Find the equation of the line in the form $y = mx + c$.

$y =$ ..... [1]

21 Expand and simplify $(x+3)(x-5)(3x-1)$.

View solution

..... [3]

Question 22 is printed on the next page.

22 Find the area of a regular hexagon with side length 7.4 cm.

View solution

..... cm^2 [3]

Permission to reproduce items where third-party owned material protected by copyright is included has been sought and cleared where possible. Every reasonable effort has been made by the publisher (UCLES) to trace copyright holders, but if any items requiring clearance have unwittingly been included, the publisher will be pleased to make amends at the earliest possible opportunity.

To avoid the issue of disclosure of answer-related information to candidates, all copyright acknowledgements are reproduced online in the Cambridge Assessment International Education Copyright Acknowledgements Booklet. This is produced for each series of examinations and is freely available to download at www.cambridgeinternational.org after the live examination series.

Cambridge Assessment International Education is part of the Cambridge Assessment Group. Cambridge Assessment is the brand name of the University of Cambridge Local Examinations Syndicate (UCLES), which itself is a department of the University of Cambridge.

© UCLES 2020