Cambridge Assessment International Education

Cambridge IGCSE™

CANDIDATE NAME									
CENTRE NUMBER						CANDIDATE NUMBER			

MATHEMATICS **0580/43**

Paper 4 (Extended) **May/June 2024**

2 hours 30 minutes

You must answer on the question paper.

You will need: Geometrical instruments

INSTRUCTIONS
- Answer **all** questions.
- Use a black or dark blue pen. You may use an HB pencil for any diagrams or graphs.
- Write your name, centre number and candidate number in the boxes at the top of the page.
- Write your answer to each question in the space provided.
- Do **not** use an erasable pen or correction fluid.
- Do **not** write on any bar codes.
- You should use a calculator where appropriate.
- You may use tracing paper.
- You must show all necessary working clearly.
- Give non-exact numerical answers correct to 3 significant figures, or 1 decimal place for angles in degrees, unless a different level of accuracy is specified in the question.
- For π, use either your calculator value or 3.142.

INFORMATION
- The total mark for this paper is 130.
- The number of marks for each question or part question is shown in brackets [ ].

This document has **24** pages. Any blank pages are indicated.

© UCLES 2024

1 **(a)** In 2023 a football club had 50 adult members and 70 child members.
The membership fee for an adult was \$40 and the membership fee for a child was \$15.

View solution

(i) Calculate the total of the membership fees received by the club in 2023.

\$ ..... [2]

(ii) The cost of running the club in 2023 was \$2780.

View solution

Calculate \$2780 as a percentage of the total of the membership fees received by the club.

..... % [1]

(iii) In 2023 there were 120 members.
This was a decrease by 4% of the number of members in 2022.

View solution

Calculate the number of members in 2022.

..... [2]

(iv) In 2024 the total number of members increased from the 120 members in 2023.
The number of adult members and the number of child members each increased by the same number.
The ratio number of adult members : number of child members changed to 14 : 19.

View solution

(a) Find the total number of members in 2024.

..... [2]

(b) Calculate the percentage increase in the total number of members from 2023 to 2024.

..... % [2]

(b) The population of a village is 2500.
The population is decreasing exponentially at a rate of 3% per year.

View solution

(i) Calculate the population at the end of 3 years.

..... [2]

(ii) Find the number of complete years it takes for the population to first fall below 2000.

View solution

..... years [2]

2 **(a)** The nth term of a sequence is $120 - n^3$.

View solution

(i) Find the 4th term of this sequence.

..... [1]

(ii) Find the value of n when the nth term is -1211.

View solution

$n =$ ..... [2]

(b) The nth term of a different sequence is $3 \times (0.2)^{n-1}$.

View solution

Find the 5th term of this sequence.

..... [1]

© UCLES 2024

(c) The table shows the first four terms of sequences A, B and C.

Sequence	1st term	2nd term	3rd term	4th term	5th term		nth term
A	7	4	1	-2			
B	$\frac{1}{4}$	$\frac{2}{5}$	$\frac{3}{6}$	$\frac{4}{7}$			
C	0	2	6	12			

Complete the table for each sequence.

View solution

[8]

View solution

3 **(a)** Rahul rolls a dice 60 times.
The results are shown in the table.

Score	1	2	3	4	5	6
Frequency	10	6	11	13	14	6

Find the mode, the median and the mean.

mode = ...

median = ...

mean = ... [5]

View solution

(b) Sangita measures the speed of each of 100 cars.
The results are shown in the table.

Speed (v km/h)	$20 < v \leqslant 30$	$30 < v \leqslant 50$	$50 < v \leqslant 75$
Frequency	10	72	18

(i) Calculate an estimate of the mean speed.

..... km/h [4]

View solution

(ii) Sangita draws a histogram to show the information in the table.
The height of the bar that represents $20 < v \leqslant 30$ is 3 cm.

Calculate the height of each of the other two bars on this histogram.

height of bar for $30 < v \leqslant 50$ ..... cm

height of bar for $50 < v \leqslant 75$ ..... cm [2]

© UCLES 2024

4 In this question all the measurements are in centimetres.

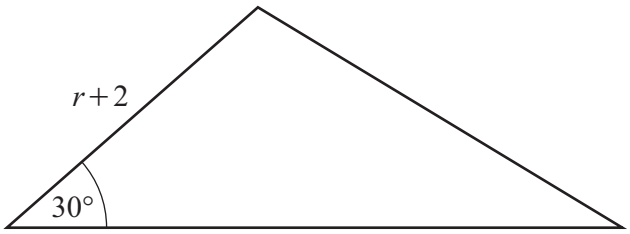

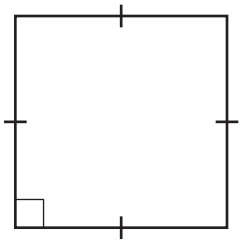

NOT TO SCALE

The area of the triangle is equal to the area of the square.

(a) Show that $3r^2 + r - 6 = 0$.

View solution

[4]

(b) Solve the equation $3r^2 + r - 6 = 0$.
Give your answer to 2 decimal places.
You must show all your working.

View solution

$r =$ ..... or $r =$ ..... [3]

(c) Find the perimeter of the square.

View solution

..... cm [2]

© UCLES 2024

5

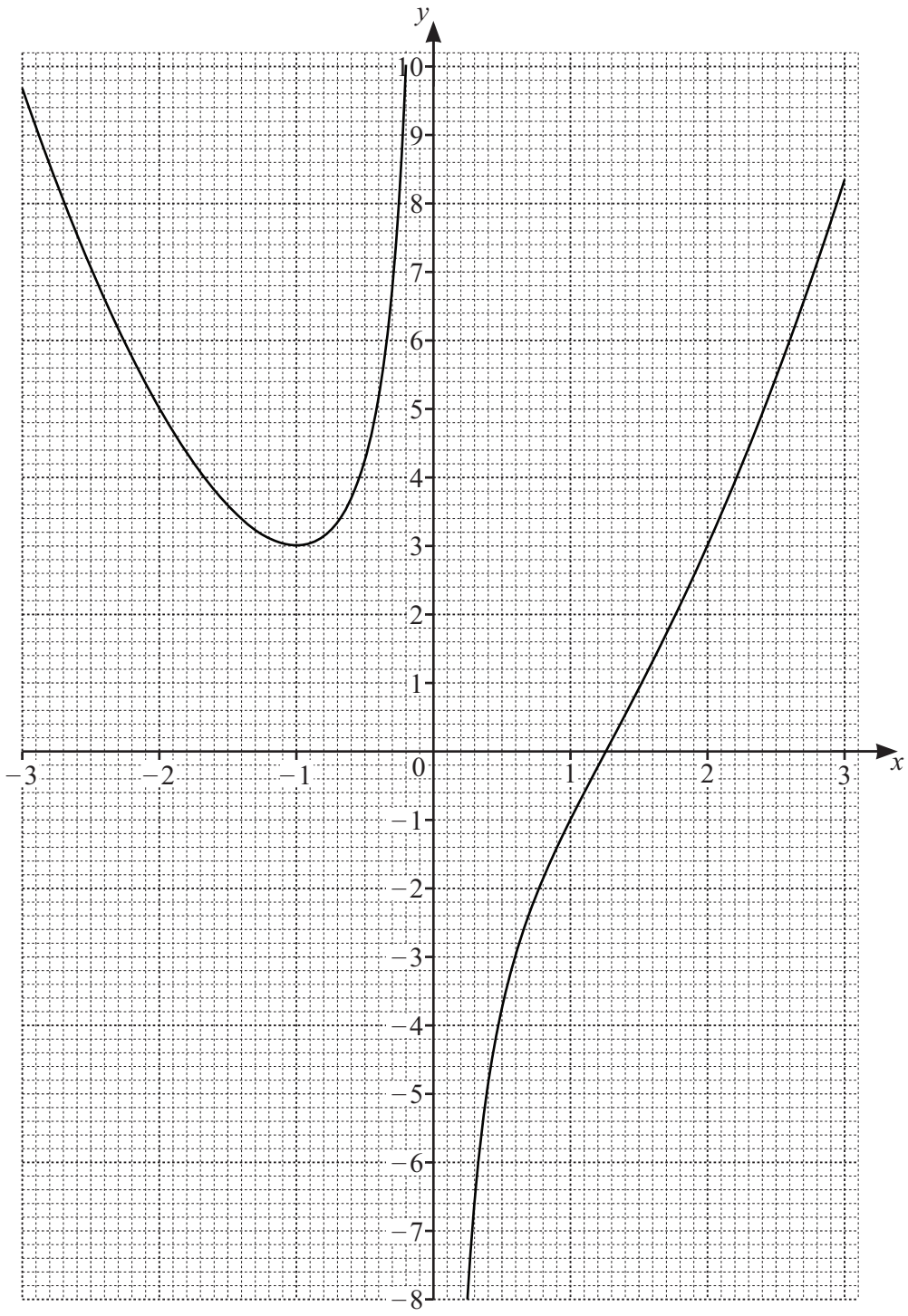

The diagram shows the graph of $y = f(x)$ for values of x from -3 to 3.

(a) (i) Use the graph to find $f(2)$.

View solution

..... [1]

(ii) Use the graph to solve the equation $f(x) = 5$.

View solution

$x =$ ..... or $x =$ ..... or $x =$ ..... [3]

© UCLES 2024

(iii) The equation $f(x) = k$ has exactly two solutions.

View solution

Write down the value of k.

$k =$ ..... [1]

(iv)

tangent	asymptote	root	perpendicular

Choose the correct word from the box to complete the statement.

View solution

The line $x = 0$ is the ..... to the graph of $y = f(x)$. [1]

(b) (i) On the grid, draw the graph of $y = x - 2$ for values of x from -3 to 3. [2]

(ii) Find x when $f(x) = x - 2$.

View solution

$x =$ ..... [1]

(c) $f(x) = x^2 - \frac{c}{x}, x \neq 0$

View solution

Use the graph to show that $c = 2$.

[2]

(d) The equation $f(x) = x - 2$ can be written as $x^3 + px^2 + qx = 2$.

View solution

Find the value of p and the value of q.

$p =$ .....

$q =$ ..... [2]

6 (a)

View solution

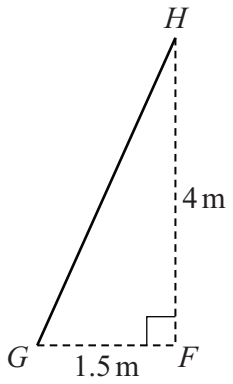

NOT TO SCALE

The diagram shows a ladder, GH, on horizontal ground, leaning against a vertical wall, HF. $GF = 1.5\,\text{m}$ and $HF = 4\,\text{m}$.

Calculate the length of the ladder, GH.

..... m [2]

(b)

View solution

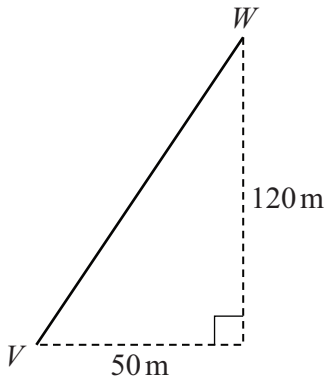

NOT TO SCALE

W is 120 m north of V and 50 m east of V.

Calculate the bearing of V from W.

..... [3]

(c)

View solution

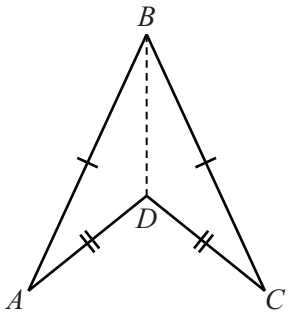

NOT TO SCALE

In the quadrilateral $ABCD$, $AD = DC = 5$ cm and $AB = BC$.
Angle $ABD = 25°$ and angle $BAD = 15°$.

Calculate the perimeter of the quadrilateral $ABCD$.

..... cm [5]

(d)

View solution

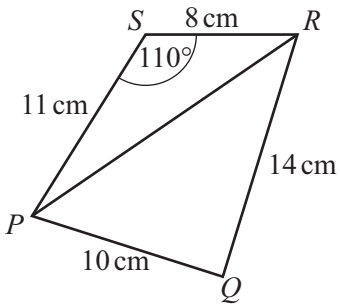

NOT TO SCALE

$PQRS$ is a quadrilateral.

Calculate angle PQR.

Angle PQR = ... [5]

7 **(a)** **(i)** A car travels 50 km at an average speed of 75 km/h.

View solution

Find the time taken.
Give your answer in minutes.

..... min [2]

(ii) Another car travels 47 km, correct to the nearest kilometre.
The average speed of this car is 75 km/h, correct to the nearest 5 km/h.

View solution

Calculate the lower bound of the time taken.
Give your answer in minutes.

..... min [3]

View solution

(b) A train travels a total of 240 km.
The train travels for t **minutes** at an average speed of 100 km/h.
It then travels for $(t + 60)$ **minutes** at an average speed of 110 km/h.

Find the average speed for the whole journey.

..... km/h [6]

8 (a)

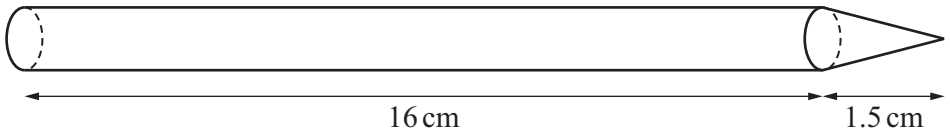

NOT TO SCALE

View solution

The diagram shows a solid made from a cylinder and a cone.
The height of the cylinder is 16 cm and the height of the cone is 1.5 cm.
The radius of the cylinder and the base radius of the cone are each 0.35 cm.

(i) Calculate the total surface area of the solid.
[The curved surface area, A, of a cone with radius r and slant height l is $A = \pi rl$.]

..... cm^2 [5]

(ii) Calculate the volume of the solid.
[The volume, V, of a cone with radius r and height h is $V = \frac{1}{3}\pi r^2 h$.]

View solution

..... cm^3 [3]

(iii)

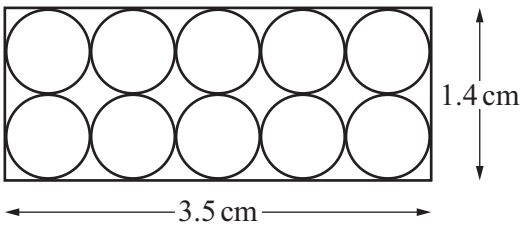

NOT TO SCALE

View solution

10 of the solids are placed in a box in the shape of a cuboid of length 17.5 cm.
The diagram shows one end of the box.

Calculate the volume of the empty space in the box.

..... cm^3 [3]

(b)

View solution

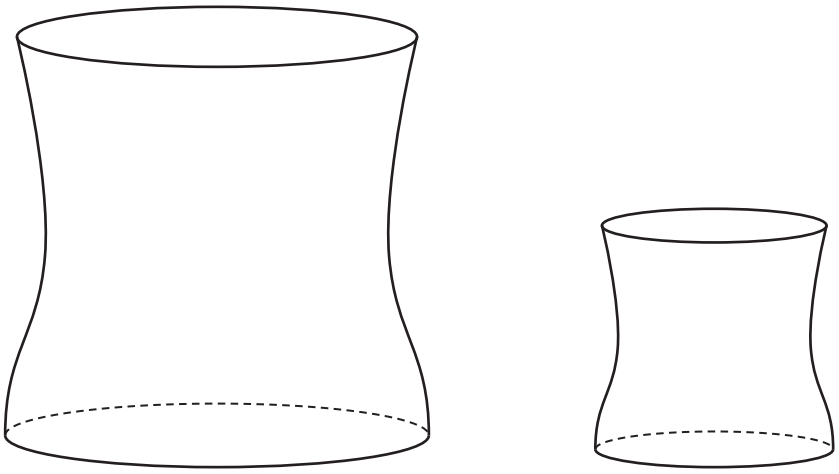

NOT TO SCALE

The diagram shows two mathematically similar solids.
The surface area of the larger solid is $200\,cm^2$ and the surface area of the smaller solid is $98\,cm^2$.
The volume of the larger solid is $450\,cm^3$.

Calculate the volume of the smaller solid.

..... cm^3 [3]

9

N	A	M	I	B	I	A

The diagram shows 7 cards.

(a) Amir picks a card at random.

View solution

Find the probability that the card shows

(i) the letter H

..... [1]

(ii) the letter B.

View solution

..... [1]

(b) Fumika picks one of the 7 cards at random.
She replaces it and picks a second card at random.

View solution

Find the probability that both cards show the letter I.

..... [2]

(c) Marcos picks two of the 7 cards at random, **without** replacement.

View solution

(i) Find the probability that one card shows the letter I and the other card shows the letter N.

..... [3]

(ii) Find the probability that the two cards show different letters.

View solution

..... [3]

© UCLES 2024

(d) Nina picks one of the 7 cards at random without replacement.
She continues picking cards at random without replacement until she picks a card that shows the letter A.

View solution

The probability that this occurs when she picks the nth card is $\frac{4}{21}$.

Find the value of n.

$n =$ ..... [2]

10 $y = x^7 - 7x^6$

(a) Find the derivative of y with respect to x.

View solution

..... [2]

(b) Find the equation of the tangent to the graph of $y = x^7 - 7x^6$ at the point where $x = -1$.
Give your answer in the form $y = mx + c$.

View solution

$y =$ ..... [4]

View solution

(c) The graph of $y = x^7 - 7x^6$ has two turning points.

Find the coordinates of these points.
You must show all your working.

(..... , ...)

(..... , ...) [5]

View solution

11 (a)

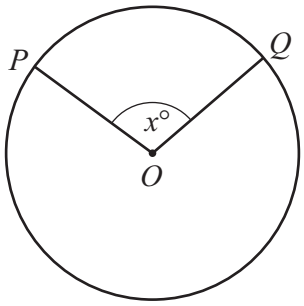

NOT TO SCALE

In the circle, centre O, the length of the minor arc PQ is $\frac{3}{7}$ of the length of the major arc PQ.
Show that $x = 108$.

[3]

(b)

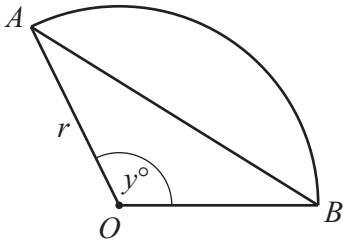

NOT TO SCALE

The diagram shows a sector, OAB, of a circle with centre O and radius r.
The area of triangle OAB is half the area of the sector.
Angle $AOB = y°$ and is obtuse.

(i) Show that $360 \sin y = \pi y$.

[2]

(ii) Complete the table, giving your answers correct to two decimal places.

y	$360 \sin y$	πy
108.4	341.60	340.55
108.5	341.40	340.86
108.6	341.20	
108.7		

[3]

(iii) Complete the statement.

The value of y, correct to one decimal place, that satisfies the equation $360 \sin y = \pi y$ is ..... .

[1]

BLANK PAGE

Permission to reproduce items where third-party owned material protected by copyright is included has been sought and cleared where possible. Every reasonable effort has been made by the publisher (UCLES) to trace copyright holders, but if any items requiring clearance have unwittingly been included, the publisher will be pleased to make amends at the earliest possible opportunity.

To avoid the issue of disclosure of answer-related information to candidates, all copyright acknowledgements are reproduced online in the Cambridge Assessment International Education Copyright Acknowledgements Booklet. This is produced for each series of examinations and is freely available to download at www.cambridgeinternational.org after the live examination series.

Cambridge Assessment International Education is part of Cambridge Assessment. Cambridge Assessment is the brand name of the University of Cambridge Local Examinations Syndicate (UCLES), which is a department of the University of Cambridge.

© UCLES 2024