CAMBRIDGE
International Education

Cambridge IGCSE™

CANDIDATE NAME									
CENTRE NUMBER						CANDIDATE NUMBER			

MATHEMATICS **0580/33**

Paper 3 Calculator (Core) **May/June 2026**

1 hour 30 minutes

You must answer on the question paper.

You will need: Geometrical instruments

INSTRUCTIONS
- Answer **all** questions.
- Use a black or dark blue pen. You may use an HB pencil for any diagrams or graphs.
- Write your name, centre number and candidate number in the boxes at the top of the page.
- Write your answer to each question in the space provided.
- Do **not** use an erasable pen. Do **not** use correction fluid or tape.
- Do **not** write on any bar codes.
- You should use a scientific calculator where appropriate.
- You may use tracing paper.
- You must show all necessary working clearly.
- Give non-exact numerical answers correct to 3 significant figures, or 1 decimal place for angles in degrees, unless a different level of accuracy is specified in the question.
- For π, use either your calculator value or 3.142.

INFORMATION
- The total mark for this paper is 80.
- The number of marks for each question or part question is shown in brackets [ ].

This document has **20** pages. Any blank pages are indicated.

© Cambridge University Press & Assessment 2026

List of formulas

Area, A, of triangle, base b, height h.	$A = \frac{1}{2}bh$
Area, A, of circle of radius r.	$A = \pi r^2$
Circumference, C, of circle of radius r.	$C = 2\pi r$
Curved surface area, A, of cylinder of radius r, height h.	$A = 2\pi rh$
Curved surface area, A, of cone of radius r, sloping edge l.	$A = \pi rl$
Surface area, A, of sphere of radius r.	$A = 4\pi r^2$
Volume, V, of prism, cross-sectional area A, length l.	$V = Al$
Volume, V, of pyramid, base area A, height h.	$V = \frac{1}{3}Ah$
Volume, V, of cylinder of radius r, height h.	$V = \pi r^2 h$
Volume, V, of cone of radius r, height h.	$V = \frac{1}{3}\pi r^2 h$
Volume, V, of sphere of radius r.	$V = \frac{4}{3}\pi r^3$

© Cambridge University Press & Assessment 2026

1 Write 4.25 pm using the 24-hour clock.

View solution

..... [1]

2 Write down all the factors of 26.

View solution

..... [2]

3 The diagram shows shapes drawn on a 1 cm^2 grid.

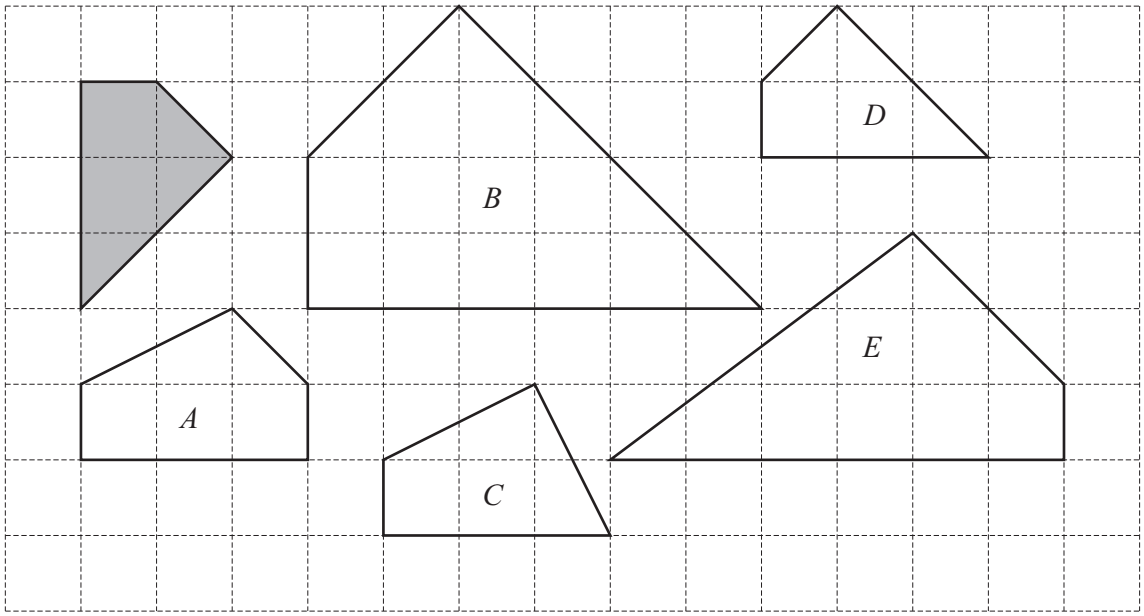

(a) Write down the letter of the shape that is congruent to the shaded shape.

View solution

..... [1]

(b) Find the area of shape *B*.

View solution

..... cm^2 [1]

© Cambridge University Press & Assessment 2026

4 Calculate.

View solution

$$\frac{32.7}{8.54 - 2.6}$$

Give your answer correct to 2 decimal places.

..... [2]

5 **(a)**

View solution

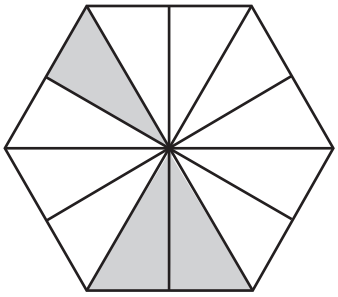

Shade some triangles so that the shape has rotational symmetry order 3. [1]

(b)

View solution

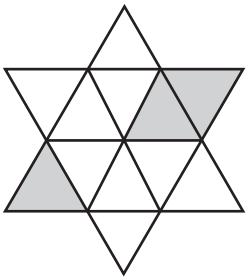

Shade **one** small triangle so that the shape has two lines of symmetry. [1]

© Cambridge University Press & Assessment 2026

6 Write these numbers in order, starting with the smallest.

View solution

0.581 $\sqrt[3]{0.2}$ $\frac{32}{55}$ $\frac{\pi}{5}$ 58%

..... < ..... < ..... < ..... < ..... [2]

smallest

7

View solution

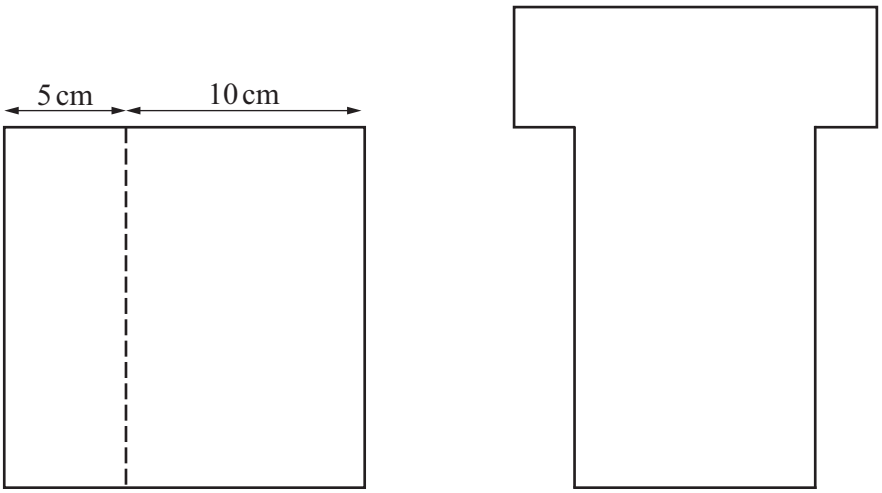

diagram *A*

diagram *B*

NOT TO SCALE

Diagram *A* shows a square of side 15 cm cut into two pieces.
The pieces are rearranged to form diagram *B* with no overlaps.

Find the perimeter of diagram *B*.

..... cm [2]

© Cambridge University Press & Assessment 2026

8 **(a)** In this sequence the first term and the sixth term are missing.

View solution

……., 17, 13, 8, 2, ……

Fill in the first term and the sixth term. [2]

View solution

(b) These are the first 4 terms in a different sequence.

$\frac{3}{2}$, $\frac{6}{2}$, $\frac{9}{2}$, $\frac{12}{2}$, ...

Write down the nth term of the sequence.

..... [1]

View solution

(c)

Multiply by –2

This is the term-to-term rule for another sequence.
The first term of this sequence is −1.

Write down the next three terms.

−1 ..... , ... , ... , ... [2]

© Cambridge University Press & Assessment 2026

9 The scale drawing shows the positions of three towns, A, B and C.
Town B is directly south of town A.
The scale is 1 cm represents 40 km.

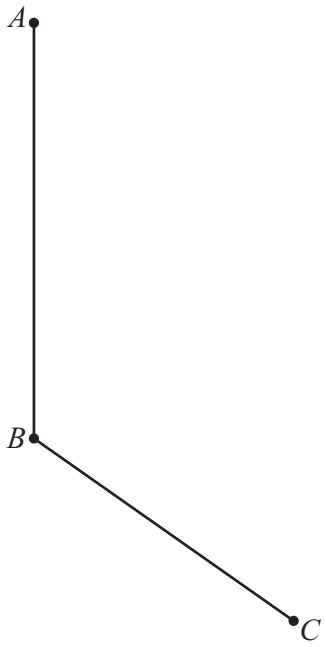

scale: 1 cm = 40 km

(a) Measure the bearing of town C from town B.

View solution

..... [1]

(b) Work out the actual distance between town A and town B.

View solution

..... km [2]

(c) Town D is 300 km from town A.
Town D is 240 km from town B.

View solution

Using a ruler and compasses only, construct the position of town D on the scale drawing.

[2]

© Cambridge University Press & Assessment 2026

10

View solution

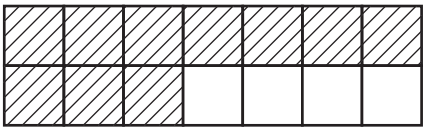

Fill in the box to complete the statement.

The fraction of the rectangle that is shaded is $\frac{\square}{7}$. [1]

11 **(a)** The bar chart shows the number of hours Kim studies some subjects in one week.

View solution

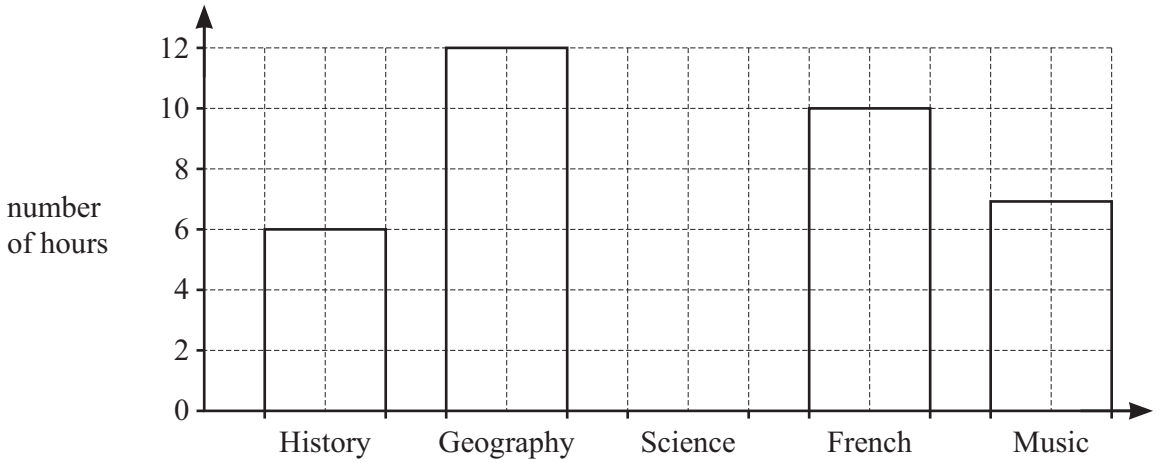

Kim studies these 5 subjects for a total of 40 hours.

(i) Complete the bar chart. [2]

(ii) Work out the percentage of the hours Kim studies geography.

View solution

..... % [1]

© Cambridge University Press & Assessment 2026

(b) Some students take a history test.
The scatter diagram shows the number of hours each student studies history and their test score.

View solution

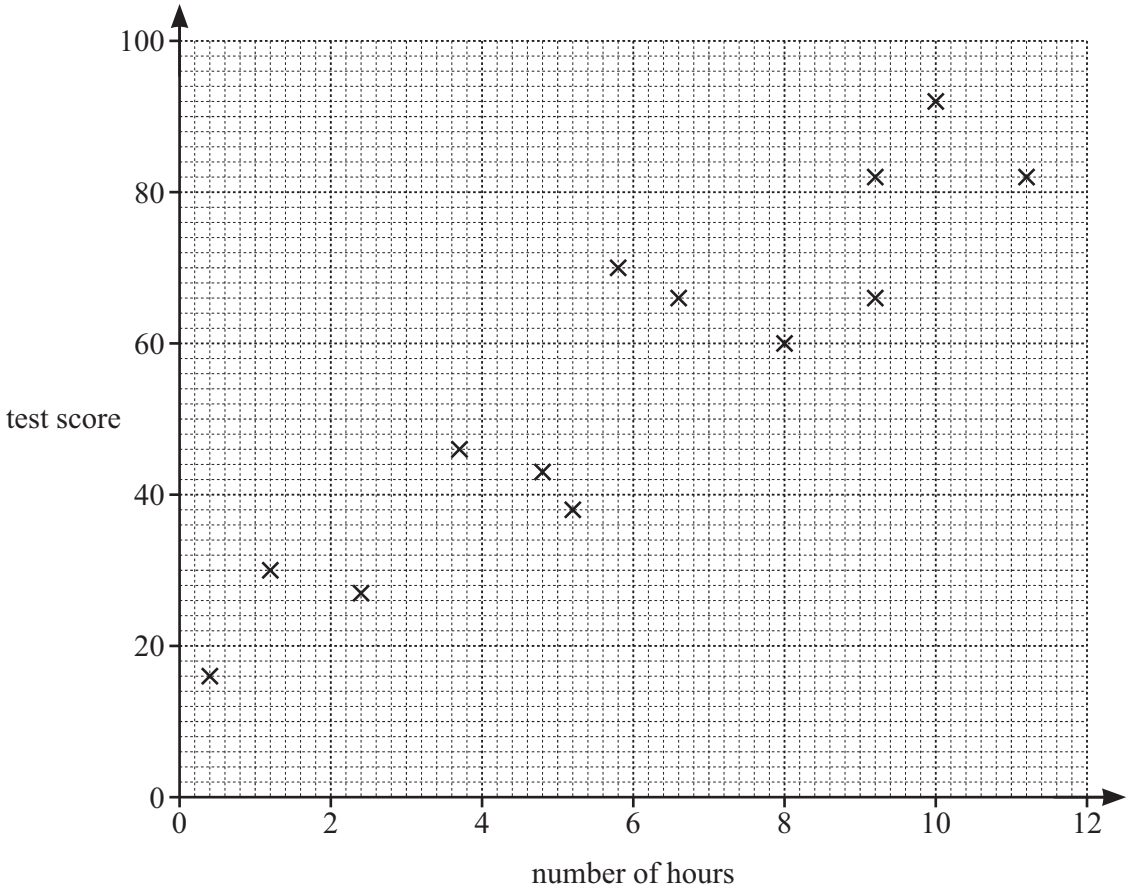

(i) Sam studies history for 6 hours and scores 56 in the test.

Plot a point on the scatter diagram to represent Sam's data for this test. [1]

(ii) Find the number of people who have a higher test score than Sam.

..... [1]

(iii) Draw a line of best fit on the scatter diagram. [1]

(iv) Use your line of best fit to estimate the test score for another student who studies history for 7 hours.

..... [1]

© Cambridge University Press & Assessment 2026

12 Simplify.

View solution

$9w + 5q - 7w + 3q$

..... [2]

13 Solve.

(a) $6 = \frac{32.4}{a}$

View solution

$a =$ ..... [2]

(b) $3y - 7 = 5y - 10$

View solution

$y =$ ..... [2]

14 Represent the inequality $n < 5$ on the number line.

View solution

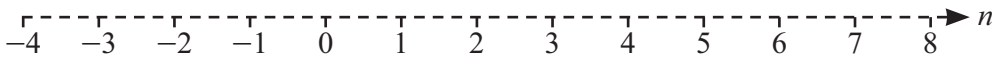

[1]

© Cambridge University Press & Assessment 2026

15 Tom leaves Alton at 08 00 and drives to Newtown.
The travel graph shows Tom's journey.

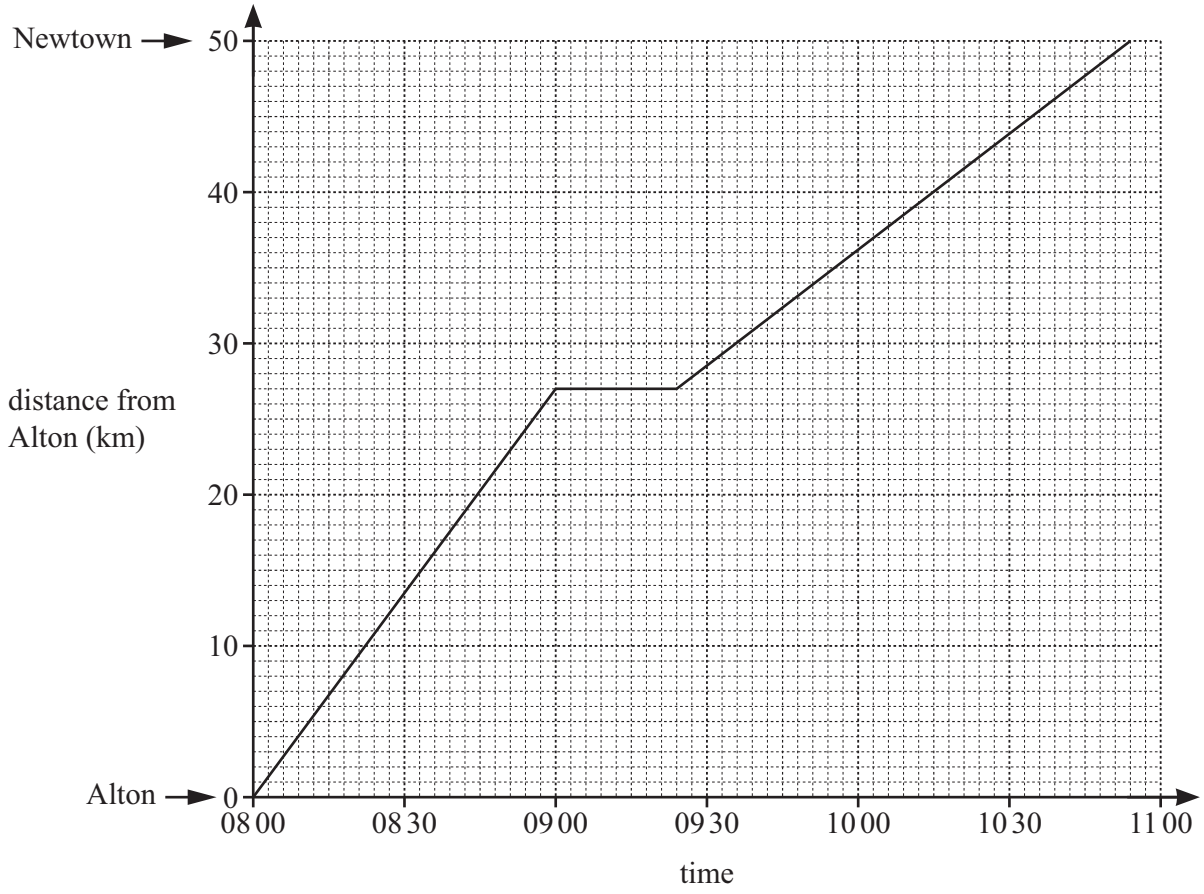

(a) Find how long it takes Tom to reach Newtown.
Give your answer in hours.

View solution

..... hours [2]

(b) Find Tom's average speed, in km/h, from Alton to Newtown.

View solution

..... km/h [2]

(c) Mei leaves Alton at 08 30 and drives to Newtown at a constant speed of 40 km/h.

View solution

(i) Draw a line on the travel graph to show Mei's journey. [1]

(ii) Find the distance between Tom and Mei at 09 00.

View solution

..... km [1]

© Cambridge University Press & Assessment 2026

16 Jo invests \$34 500 for 5 years at a rate of 4.4% per year simple interest.

View solution

Calculate the total interest earned during the 5 years.

\$ ..... [2]

View solution

17 The table gives some information about two towns, *A* and *B*.

	population	**area (km^2)**
town *A*	4680	104
town *B*		760

The population density of the two towns is the same.

Calculate the population of town *B*.

$$\left[\text{Population density} = \frac{\text{population}}{\text{area}}\right]$$

..... [3]

© Cambridge University Press & Assessment 2026

18 A camera costs \$735 in Sydney and 435 euros in Rome.
The exchange rate is \$1 = 0.58 euros.

View solution

Calculate the difference in the cost.
Give your answer in dollars.

\$ ..... [3]

19 Calculate the interior angle of a regular polygon with 12 sides.

View solution

..... [2]

© Cambridge University Press & Assessment 2026

20 The diagram shows a fair spinner.

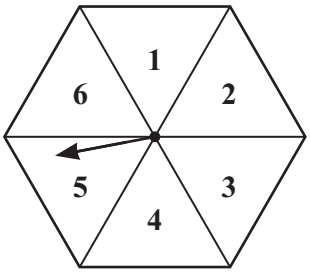

Azra spins the spinner twice.

(a) Complete the tree diagram.

View solution

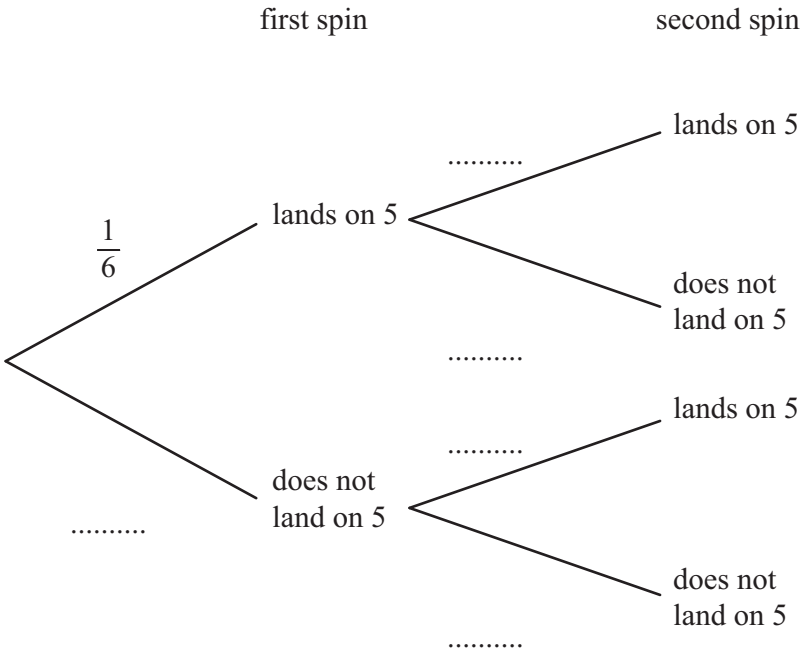

[2]

(b) Find the probability the spinner lands on 5 both times.

View solution

..... [2]

© Cambridge University Press & Assessment 2026

21 (a)

View solution

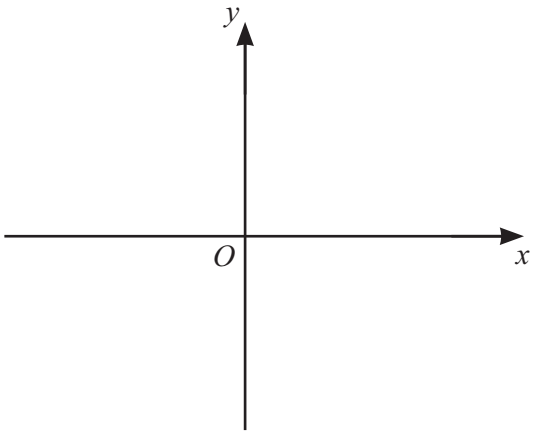

On the diagram, sketch the graph of $y = 3x - 2$. [1]

(b)

View solution

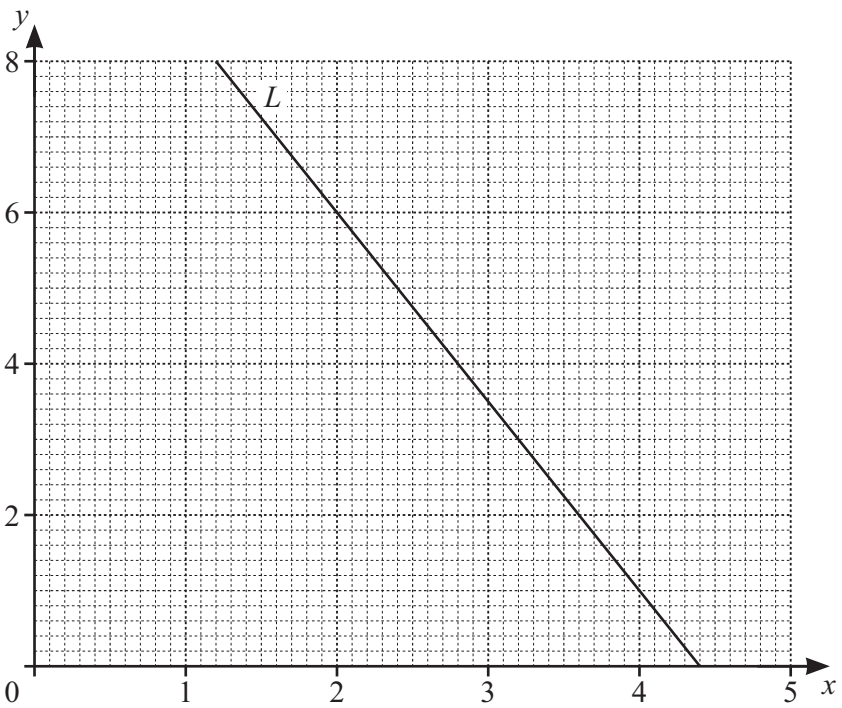

Find the gradient of line L.

..... [2]

© Cambridge University Press & Assessment 2026

22 (a)

View solution

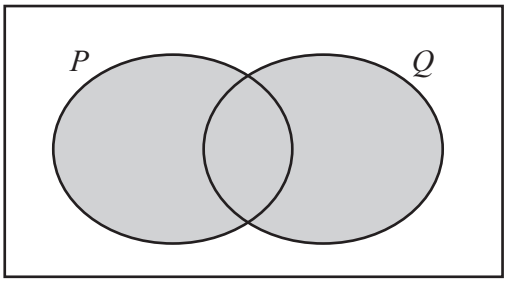

Use set notation to describe the shaded region in the Venn diagram.

..... [1]

View solution

(b) $\mathscr{E} = \{ A, B, E, H, M, O, Q, R, S, U \}$

$X = \{ R, H, O, M, B, U, S \}$

$Y = \{ S, Q, U, A, R, E \}$

(i) Use this information to complete the Venn diagram.

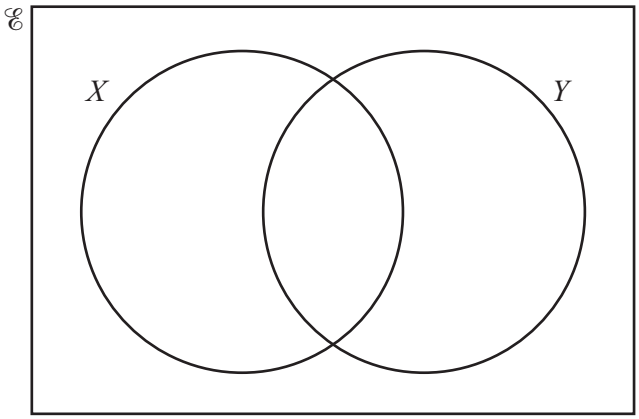

[2]

(ii) List the elements of X'.

View solution

..... [1]

(iii) Find $n(X \cap Y)$.

View solution

..... [1]

© Cambridge University Press & Assessment 2026

23

View solution

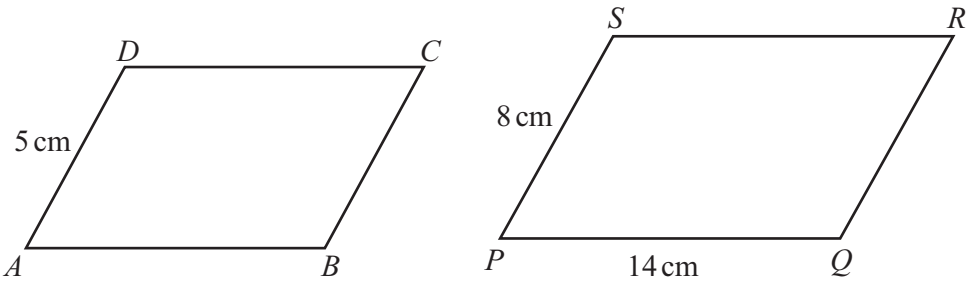

NOT TO SCALE

ABCD is mathematically similar to *PQRS*.

Calculate *AB*.

AB = ... cm [2]

24 **(a)** Write 0.000 571 in standard form.

View solution

..... [1]

(b) Calculate $(3.3 \times 10^6) + (12.4 \times 10^5)$.

View solution

Give your answer in standard form.

..... [2]

© Cambridge University Press & Assessment 2026

25

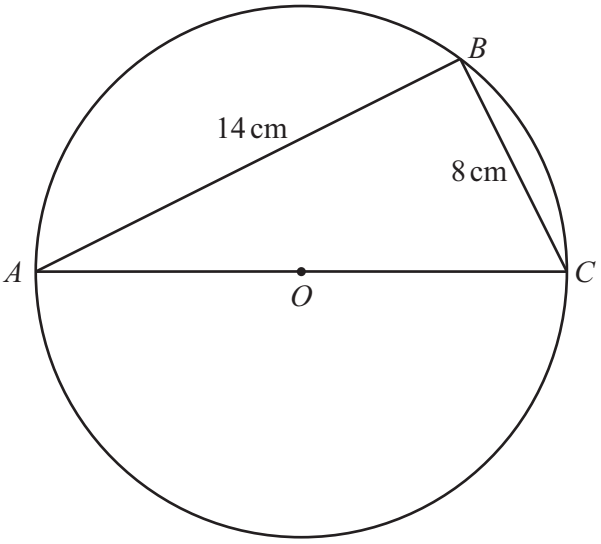

NOT TO SCALE

The diagram shows a circle, centre O and diameter AC.
B is a point on the circumference of the circle.

(a) Give the geometrical reason why angle $ABC = 90°$.

View solution

..... [1]

(b) Calculate AC.

View solution

$AC =$ ..... cm [2]

(c) Calculate angle BAC.

View solution

angle $BAC =$ ..... [2]

© Cambridge University Press & Assessment 2026

26 The diagram shows a sphere and a cone.

View solution

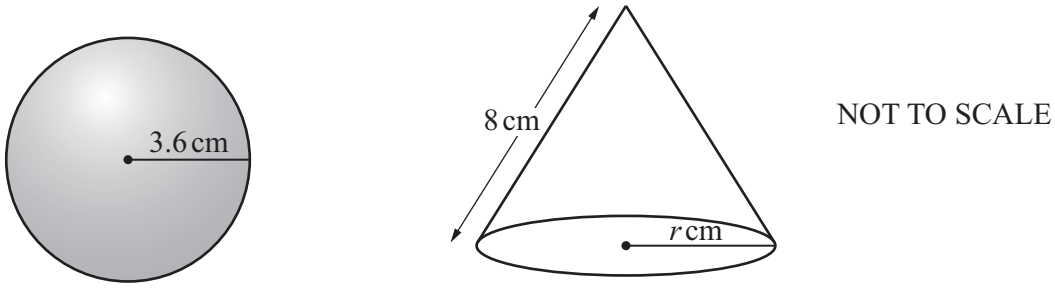

NOT TO SCALE

The radius of the sphere is 3.6 cm.
The radius of the cone is r cm and the slant height is 8 cm.

The surface area of the sphere is equal to the curved surface area of the cone.

Find the value of r.

$r =$ ..... [4]

© Cambridge University Press & Assessment 2026

BLANK PAGE

Permission to reproduce items where third-party owned material protected by copyright is included has been sought and cleared where possible. Every reasonable effort has been made by the publisher (Cambridge University Press & Assessment) to trace copyright holders, but if any items requiring clearance have unwittingly been included, the publisher will be pleased to make amends at the earliest possible opportunity.

To avoid the issue of disclosure of answer-related information to candidates, all copyright acknowledgements are reproduced online in our Copyright Acknowledgements Booklet. This is produced for each series of examinations and is freely available to download at www.cambridgeinternational.org after the live examination series.

Cambridge International Education is the name of our awarding body and a part of Cambridge University Press & Assessment, which is a department of the University of Cambridge.

© Cambridge University Press & Assessment 2026