Cambridge IGCSE

Cambridge International Examinations
Cambridge International General Certificate of Secondary Education

CANDIDATE NAME	
CENTRE NUMBER	
CANDIDATE NUMBER	

MATHEMATICS **0580/33**

Paper 3 (Core) **October/November 2015**

2 hours

Candidates answer on the Question Paper.

Additional Materials: Electronic calculator
Tracing paper (optional)
Geometrical instruments

READ THESE INSTRUCTIONS FIRST

Write your Centre number, candidate number and name on all the work you hand in.
Write in dark blue or black pen.
You may use an HB pencil for any diagrams or graphs.
Do not use staples, paper clips, glue or correction fluid.
DO **NOT** WRITE IN ANY BARCODES.

Answer **all** questions.
If working is needed for any question it must be shown below that question.
Electronic calculators should be used.
If the degree of accuracy is not specified in the question, and if the answer is not exact, give the answer to three significant figures. Give answers in degrees to one decimal place.
For π, use either your calculator value or 3.142.

At the end of the examination, fasten all your work securely together.
The number of marks is given in brackets [ ] at the end of each question or part question.
The total of the marks for this paper is 104.

The syllabus is approved for use in England, Wales and Northern Ireland as a Cambridge International Level 1/Level 2 Certificate.

This document consists of **16** printed pages.

© UCLES 2015

CAMBRIDGE International Examinations

1 **(a)** Chip flies from New York to St Petersburg.
The plane takes off at 02 30 and arrives in St Petersburg at 19 35.
The local time in New York is 8 hours behind the local time in St Petersburg.

View solution

How long does the flight take?

Answer(a) ..... hours ..... min [2]

View solution

(b) Chip books a bus tour of St Petersburg.
The cost is $290 for each adult and $163 for each child.
There are 37 adults and 8 children on the bus.

(i) Calculate how much is paid altogether.

Answer(b)(i) $..... [3]

View solution

(ii) The bus has 53 seats for passengers.

Calculate the percentage of seats that are occupied.

Answer(b)(ii) ..... % [2]

View solution

(iii) Chip pays $290 for the bus tour.
The exchange rate is $1 = 33.2 rubles.

Work out the cost of the tour in rubles.

Answer(b)(iii) ..... rubles [1]

View solution

(c) St Isaac's cathedral in St Petersburg is 101 m high, correct to the nearest metre.

Complete the statement about the height, h metres, of St Isaac's cathedral.

Answer(c) ..... $\leqslant h <$ ..... [2]

© UCLES 2015

(d) Chip went on a cruise ship from St Petersburg. It visited four other ports.
30 guests are asked which port they enjoyed the most.
Each reply is listed below.

View solution

Stockholm	St Petersburg	St Petersburg	Helsinki	Tallinn	St Petersburg
Tallinn	Helsinki	Tallinn	Copenhagen	Tallinn	Copenhagen
St Petersburg	St Petersburg	Stockholm	St Petersburg	Stockholm	Helsinki
Helsinki	St Petersburg	Tallinn	Tallinn	St Petersburg	St Petersburg
Stockholm	Tallinn	St Petersburg	Helsinki	Tallinn	Copenhagen

(i) Complete the frequency table.
You may use the tally column to help you.

Port	Tally	Frequency
Copenhagen		
Helsinki		
St Petersburg		
Stockholm		
Tallinn		
	Total	30

[2]

(ii) Draw a bar chart to show this information.
Complete the scale on the frequency axis.

View solution

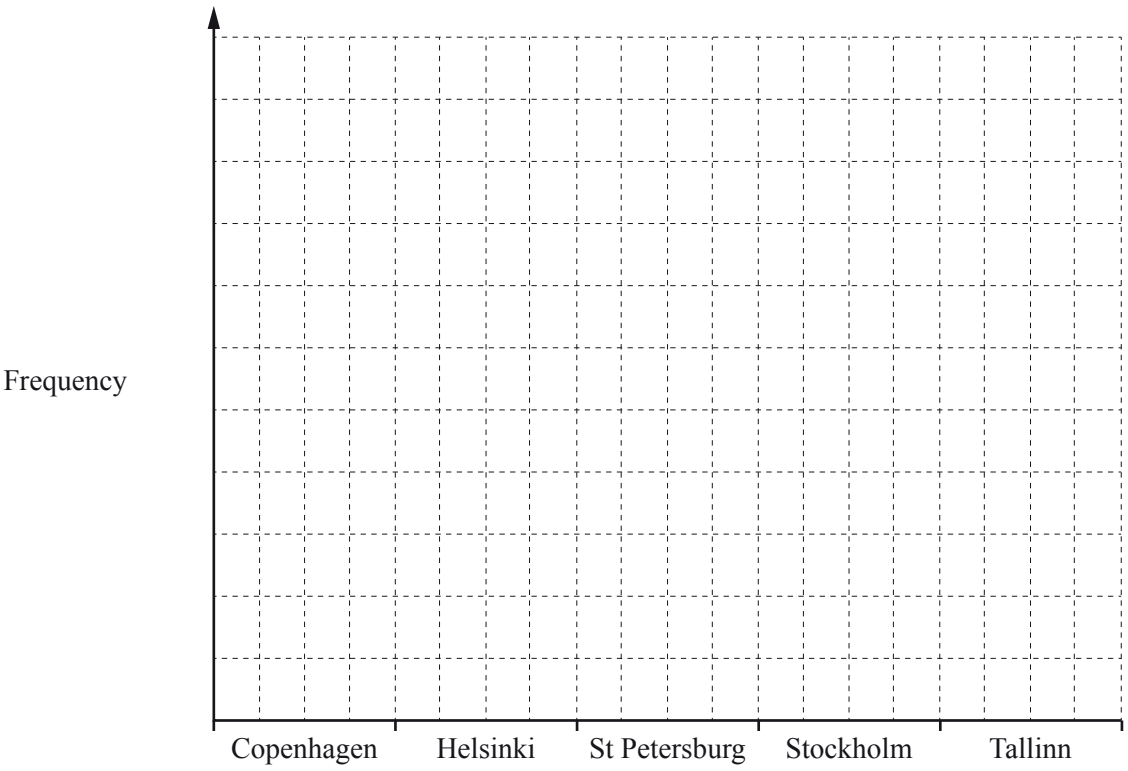

[3]

© UCLES 2015

2 Kylie, Rio and Choi buy a horse for $21 600.

(a) They pay for the horse in the ratio Kylie : Rio : Choi = 2 : 3 : 4.

View solution

Calculate the amount that they each pay.

Answer(a) Kylie $.....

Rio $.....

Choi $..... [3]

(b) It costs $14 000 to keep the horse for one year.

View solution

(i) Food costs 30% of the $14 000.

Calculate the cost of the food.

Answer(b)(i) $..... [2]

(ii) Stable fees are $8000.

View solution

Write this as a fraction of the $14 000.
Give your answer in its lowest terms.

Answer(b)(ii) ..... [2]

(iii) It costs $600 for vets' fees and the rest of the $14 000 is spent on equipment.

View solution

Work out how much is spent on equipment.

Answer(b)(iii) $..... [2]

© UCLES 2015

(c) They later sell the horse for $17 280.

Calculate the percentage loss on the $21 600 they paid for the horse.

View solution

Answer(c) ..... % [3]

(d) Rio invests $5500 for 3 years at a rate of 2.5% per year compound interest.

Calculate how much **interest** he receives after the 3 years.

View solution

Answer(d) $..... [3]

3 Bataar is comparing the engine size of a car with the distance it travels on one gallon of fuel.
The results for 12 cars are recorded in the table.

Engine size (cm^3)	1750	2160	1840	2390	1650	2300	1930	2050	1700	2000	2200	1900
Distance (km)	80	54	78	42	90	46	66	60	84	58	73	75

View solution

(a) (i) Complete the scatter diagram.
The first 8 points have been plotted for you.

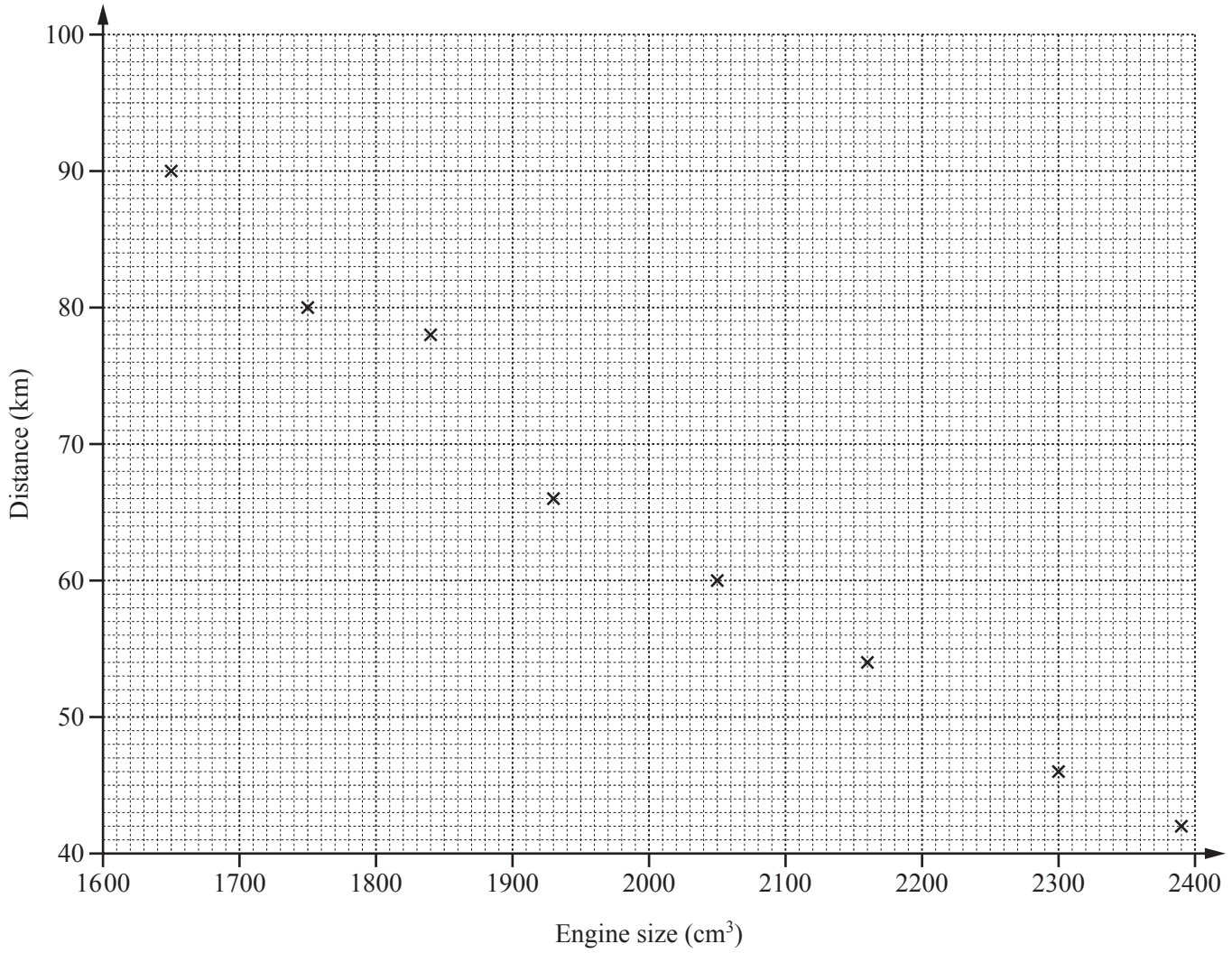

[2]

(ii) On the scatter diagram, draw a line of best fit. [1]

(iii) What type of correlation is shown on the scatter diagram?

Answer(a)(iii) ..... [1]

© UCLES 2015

(b) Bataar has recorded an incorrect distance in his table.

View solution

(i) Write down the distance that is most likely to be incorrect.

Answer(b)(i) ..... km [1]

View solution

(ii) Use your scatter diagram to estimate the correct distance for this car.

Answer(b)(ii) ..... km [1]

4 **(a)** Solve.

(i) $29 - x = 18$

View solution

Answer(a)(i) $x =$ ..... [1]

(ii) $4(2y + 7) = 164$

View solution

Answer(a)(ii) $y =$ ..... [3]

(b) Simplify.

$6x^4 \times 8x$

View solution

Answer(b) ..... [2]

(c) Find

View solution

(i) $\sqrt{81}$,

Answer(c)(i) ..... [1]

(ii) 7^3,

View solution

Answer(c)(ii) ..... [1]

(iii) 8^0.

View solution

Answer(c)(iii) ..... [1]

(d) **(i)** Write 6751 correct to the nearest hundred.

View solution

Answer(d)(i) ..... [1]

(ii) Write 0.25 as a fraction.

View solution

Answer(d)(ii) ..... [1]

(iii) Write 0.06 as a percentage.

View solution

Answer(d)(iii) ..... % [1]

(iv) Write 687 000 000 in standard form.

View solution

Answer(d)(iv) ..... [1]

© UCLES 2015

5 **(a)** The diagram shows a circle, centre O.

View solution

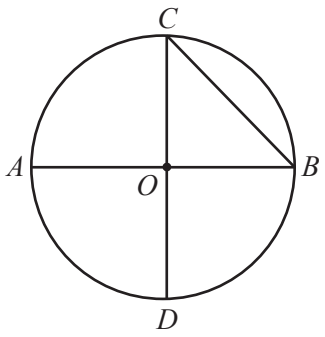

NOT TO SCALE

Write down the mathematical name of the line

(i) OD,

Answer(a)(i) ..... [1]

(ii) BC.

View solution

Answer(a)(ii) ..... [1]

(b)

View solution

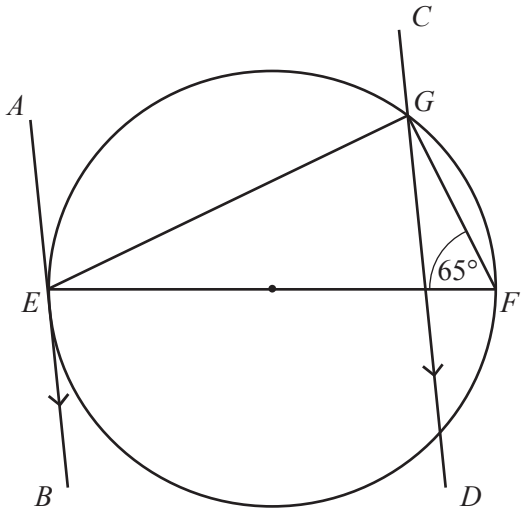

NOT TO SCALE

The diagram shows a circle with diameter EF.
AEB is a tangent to the circle at E.
CD is parallel to AB and angle $EFG = 65°$.

Calculate the size of the following angles, giving a reason for each answer.

(i) Angle EGF = ... because ..... [2]

(ii) Angle GEF = ... because ..... [2]

(iii) Angle AEG = ... because ..... [2]

(iv) Angle EGD = ... because ..... [2]

© UCLES 2015

6 **(a)** Natalia has 16 reels of cotton.
6 reels are blue, 4 are white, 3 are red, 2 are black and 1 is green.

View solution

Natalia picks a reel at random.

(i) Write down the colour she is most likely to pick.

Answer(a)(i) ..... [1]

(ii) Find the probability that she picks a black reel.

View solution

Answer(a)(ii) ..... [1]

(b) Natalia is making a circular tablecloth of radius 1.5 m using blue and white material.
The diagram shows this tablecloth.

View solution

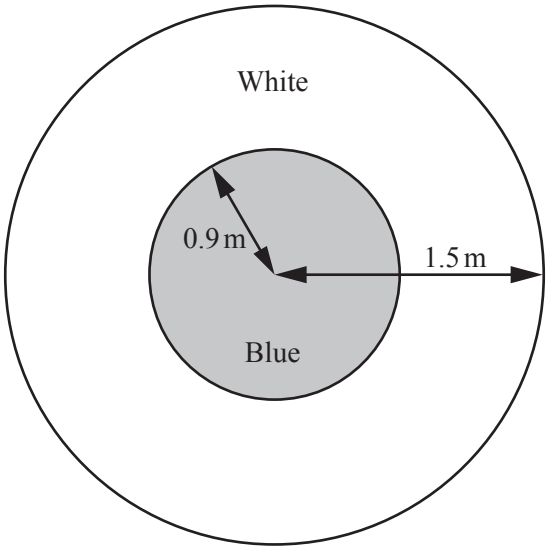

NOT TO SCALE

(i) The radius of the blue circle is 0.9 m.

Work out the area of the white material shown in the diagram.

Answer(b)(i) ..... m^2 [3]

© UCLES 2015

(ii) Natalia puts ribbon around the edge of the tablecloth.

Calculate the length of ribbon used.

View solution

Answer(b)(ii) ..... m [2]

(iii) Natalia buys 12 m of ribbon costing $1.45 per metre.

Calculate the amount of change she receives from a $20 note.

View solution

Answer(b)(iii) $..... [2]

7 **(a)** Goat food is sold in 20 kg bags.
One goat eats $\frac{2}{5}$ of a bag of food each week.

View solution

(i) Work out how many kilograms of food this goat eats in one week.

Answer(a)(i) ..... kg [1]

(ii) How many bags of food will the goat eat in 15 weeks?

View solution

Answer(a)(ii) ..... [2]

(b) This scale drawing shows a field.
The scale is 1 centimetre represents 2 metres.

View solution

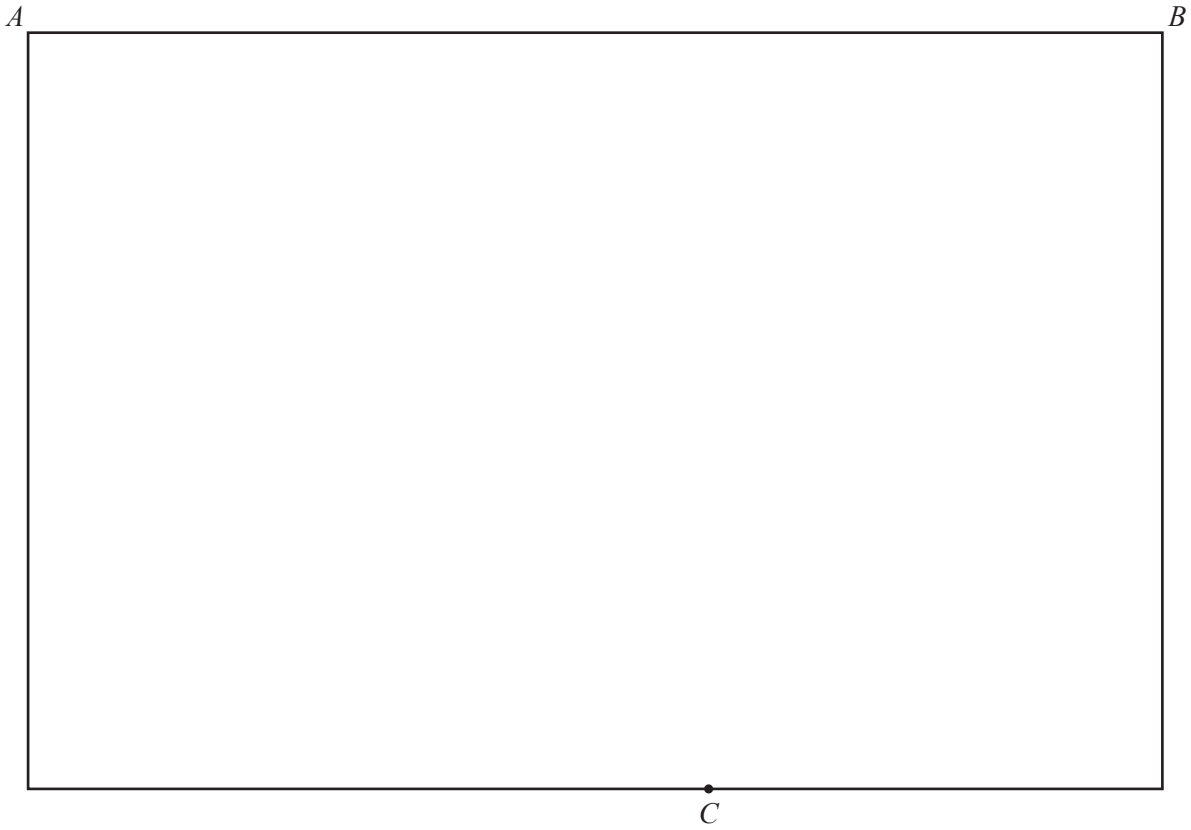

© UCLES 2015

(i) Find the actual length of AB.

Answer(b)(i) ..... m [1]

(ii) There are two goats in the field.
One goat is on a 14 m lead fastened at point B.
The other goat is on a 12 m lead fastened at point C.
There is a water trough positioned so that both goats can reach it.

Shade the area where the trough can be positioned. [3]

View solution

(iii) The trough holds 6.5 litres of water.
How many millilitres is this?

View solution

Answer(b)(iii) ..... ml [1]

8

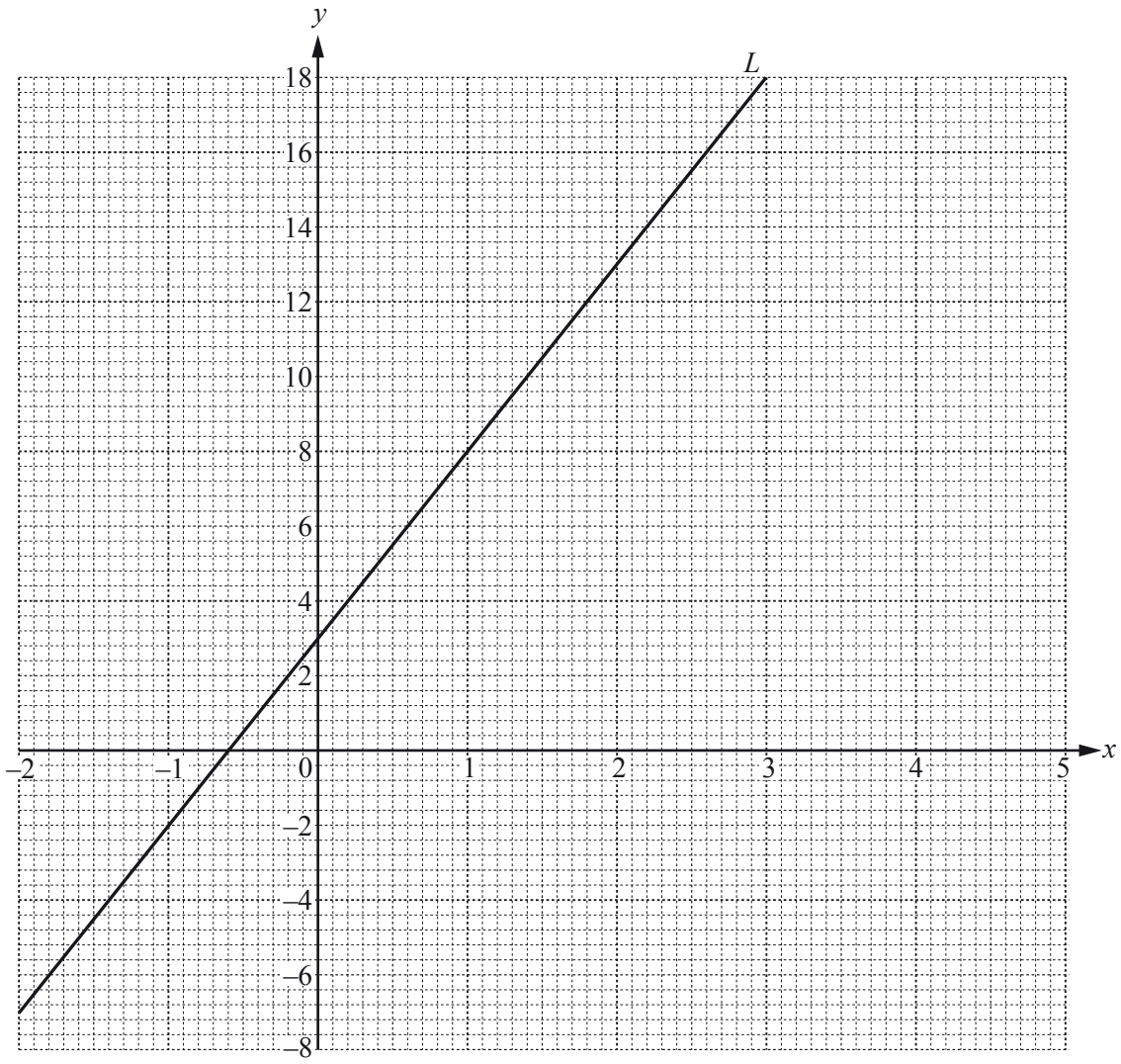

(a) The line L is drawn on the grid.

Find the equation of the line in the form $y = mx + c$.

Answer(a) $y =$ ..... [3]

(b) **(i)** Complete the table of values for $y = x^2 - 4x - 2$.

x	–2	–1	0	1	2	3	4	5
y			–2		–6	–5	–2	3

[3]

(ii) On the grid above, draw the graph of $y = x^2 - 4x - 2$ for $-2 \leqslant x \leqslant 5$. [4]

(iii) Use your graph to solve the equation $x^2 - 4x - 2 = 0$.

Answer(b)(iii) $x =$ ..... or $x =$ ..... [2]

9

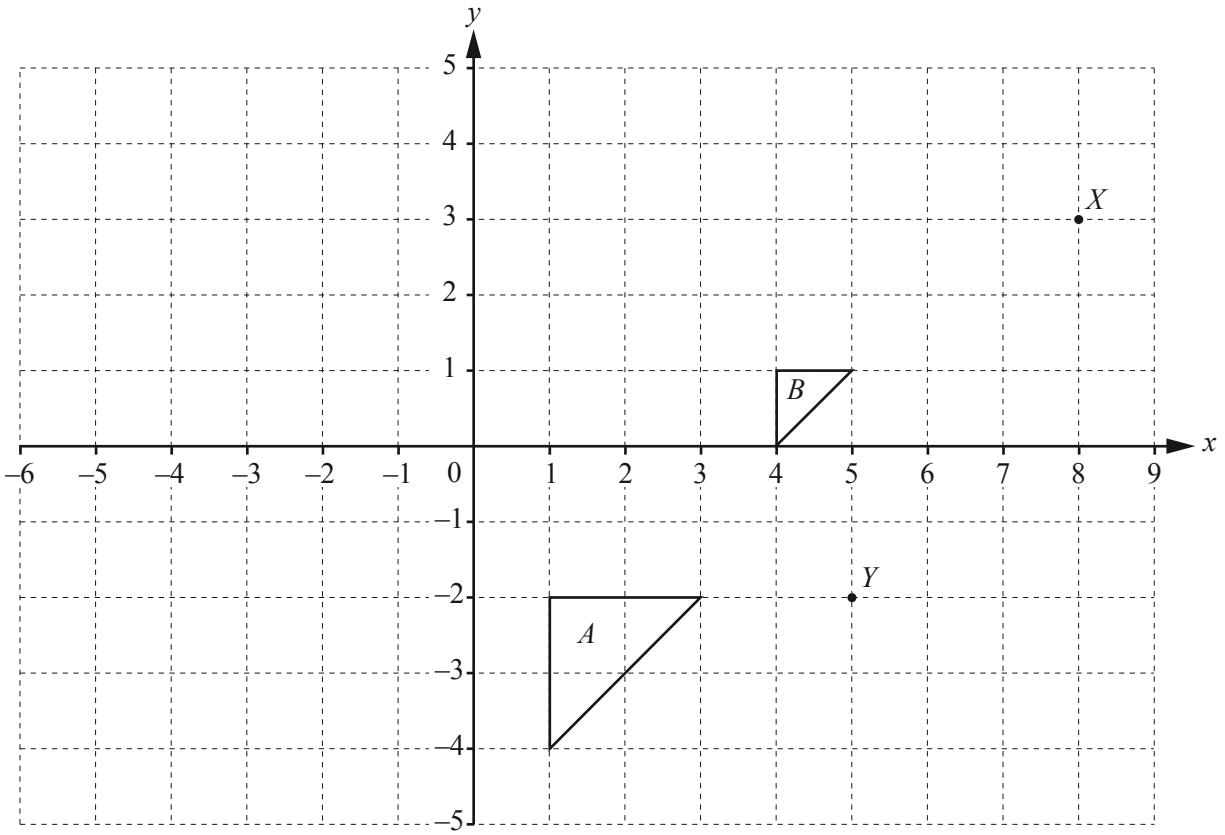

(a) (i) Rotate triangle A through 180° about (0, 0). [2]

(ii) Reflect triangle A in the line $x = -1$. [2]

(iii) Describe fully the **single** transformation that maps triangle A onto triangle B.

View solution

Answer(a)(iii) .....

..... [3]

(b) (i) Write down the co-ordinates of point Y.

View solution

Answer(b)(i) (..... , ...) [1]

(ii) Write $\overrightarrow{XY}$ as a column vector.

View solution

Answer(b)(ii) $\begin{pmatrix} & \\ & \end{pmatrix}$ [1]

(iii) $\overrightarrow{XZ} = \begin{pmatrix} -5 \\ 1 \end{pmatrix}$

View solution

On the grid, plot the point Z. [1]

Question 10 is printed on the next page.

© UCLES 2015

10 The first three diagrams in a sequence are shown below.

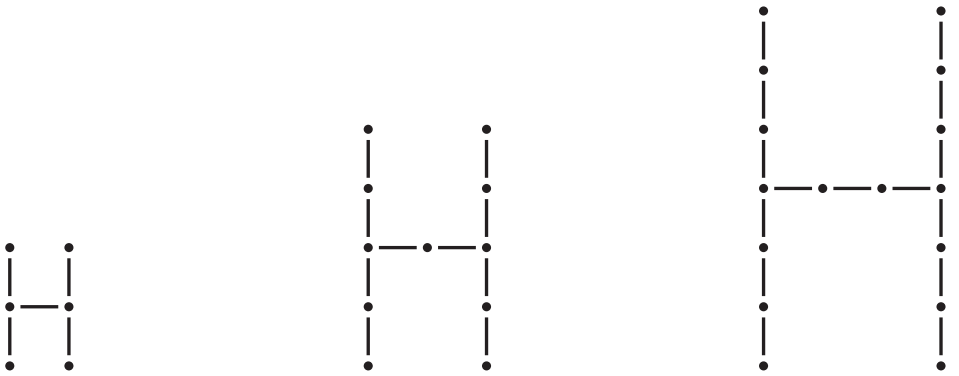

Diagram 1 Diagram 2 Diagram 3

(a) Complete the table for the number of lines and the number of dots in Diagram 3 and Diagram 4.

View solution

Diagram	1	2	3	4
Lines	5	10		
Dots	6	11		

[2]

(b) For Diagram *n*, write down an expression, in terms of *n*, for the number of

View solution

(i) lines,

Answer(b)(i) ..... [1]

(ii) dots.

View solution

Answer(b)(ii) ..... [1]

(c) Work out the number of lines and the number of dots in Diagram 20.

View solution

Answer(c) Number of lines = ...

Number of dots = ... [2]

Permission to reproduce items where third-party owned material protected by copyright is included has been sought and cleared where possible. Every reasonable effort has been made by the publisher (UCLES) to trace copyright holders, but if any items requiring clearance have unwittingly been included, the publisher will be pleased to make amends at the earliest possible opportunity.

To avoid the issue of disclosure of answer-related information to candidates, all copyright acknowledgements are reproduced online in the Cambridge International Examinations Copyright Acknowledgements Booklet. This is produced for each series of examinations and is freely available to download at www.cie.org.uk after the live examination series.

Cambridge International Examinations is part of the Cambridge Assessment Group. Cambridge Assessment is the brand name of University of Cambridge Local Examinations Syndicate (UCLES), which is itself a department of the University of Cambridge.