Cambridge IGCSE

Cambridge International Examinations
Cambridge International General Certificate of Secondary Education

CANDIDATE NAME									
CENTRE NUMBER						CANDIDATE NUMBER				

MATHEMATICS **0580/31**

Paper 3 (Core) **October/November 2017**

2 hours

Candidates answer on the Question Paper.

Additional Materials: Electronic calculator
Tracing paper (optional)
Geometrical instruments

READ THESE INSTRUCTIONS FIRST

Write your Centre number, candidate number and name on all the work you hand in.
Write in dark blue or black pen.
You may use an HB pencil for any diagrams or graphs.
Do not use staples, paper clips, glue or correction fluid.
DO **NOT** WRITE IN ANY BARCODES.

Answer **all** questions.
If working is needed for any question it must be shown below that question.
Electronic calculators should be used.
If the degree of accuracy is not specified in the question, and if the answer is not exact, give the answer to three significant figures. Give answers in degrees to one decimal place.
For π, use either your calculator value or 3.142.

At the end of the examination, fasten all your work securely together.
The number of marks is given in brackets [ ] at the end of each question or part question.
The total of the marks for this paper is 104.

This document consists of **16** printed pages.

© UCLES 2017

CAMBRIDGE International Examinations

1 **(a)** Write down the temperature shown by each arrow.

View solution

(i)

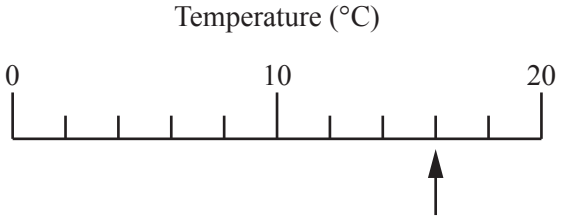

..... °C [1]

View solution

(ii)

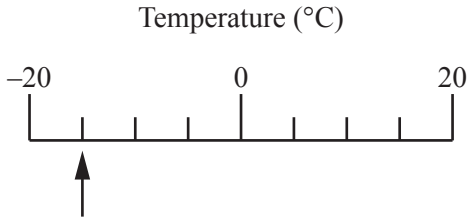

..... °C [1]

(b) The table shows the daily temperature in Hayville for one week in January.

Day	Sunday	Monday	Tuesday	Wednesday	Thursday	Friday	Saturday
Temperature (°C)	–4	2	–1	0	1	–6	–2

(i) Which was the coldest day?

..... [1]

(ii) Find the difference between the temperature on Sunday and the temperature on Monday.

View solution

..... °C [1]

(c) In Grassington, the temperature recorded at 07 35 was −3 °C.

View solution

(i) The temperature was recorded again $8\frac{1}{2}$ hours later.

At what time was this temperature recorded?

..... [1]

(ii) By this time, the temperature had risen by 7 °C.

Find this temperature.

View solution

..... °C [1]

© UCLES 2017

2 Jeff owns a clothes shop.

(a)

Shirt	Tie	Coat
$24	$12.50	$46

A customer buys 3 shirts, 5 ties and 1 coat.

Calculate the total cost.

$ ..... [3]

(b) A jacket has a price of $64.
Jeff increases this price by 8%.

Calculate the new price.

$ ..... [2]

(c) Jeff also increases the price of a dress from $250 to $280.

Calculate the percentage increase in the price of the dress.

.....% [3]

(d) The shop has a rectangular floor measuring 5.5 m by 8.5 m.
The floor covering costs $12 per square metre.

Calculate the cost of the floor covering.

$ ..... [3]

(e) Jeff invests $3600 for 3 years at a rate of 6% per year compound interest.

Work out the value of the investment at the end of the 3 years.

$ ..... [3]

© UCLES 2017

3 **(a)** The scatter diagram shows the scores for each student in class A for the written test and the speaking test in French.
A line of best fit has been drawn.

View solution

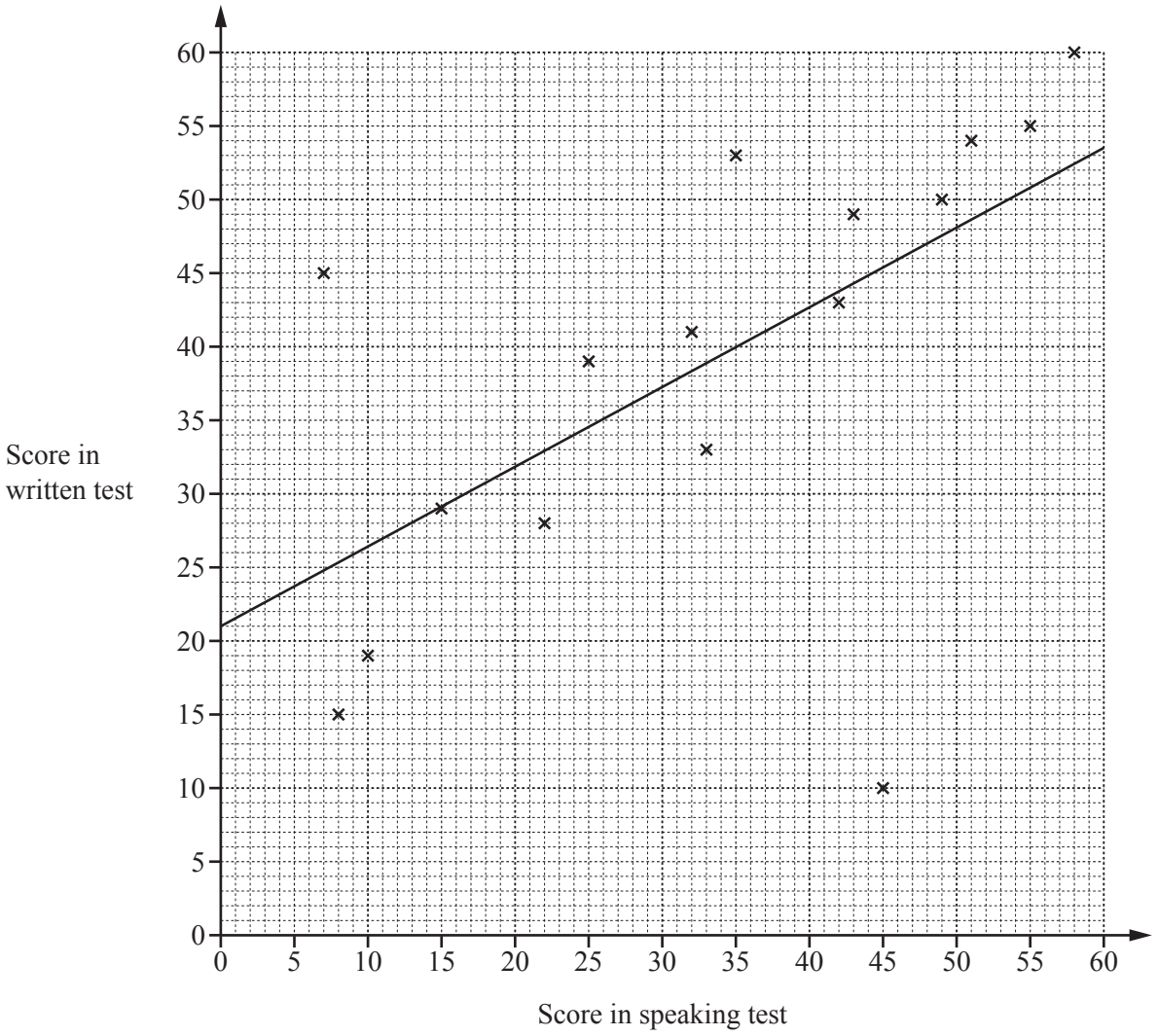

(i) Each test is marked out of 60.

In which test did the class perform better?
Give a reason for your answer.

..... because .....

..... [1]

(ii) What type of correlation is shown in the scatter diagram?

..... [1]

(iii) One student is much better at speaking French than writing French.

Put a ring around the cross that represents this student. [1]

(iv) One student scored 39 in the speaking test but was absent for the written test.

Use the line of best fit to estimate a score for this student in the written test.

..... [1]

© UCLES 2017

(b) Here are the scores in the written test for class B.

View solution

21	14	48	32	8	29	41	39	30	23	17

Find

(i) the median,

..... [2]

(ii) the mean.

View solution

..... [2]

4 (a)

View solution

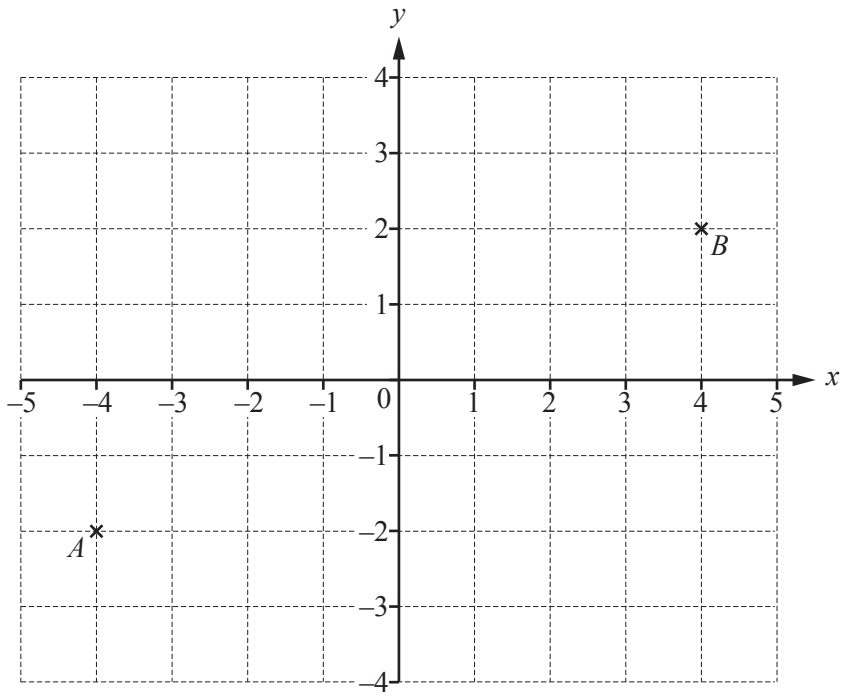

(i) Plot point C at (–4, 2). [1]

(ii) Write down the mathematical name of the triangle formed by joining the points A, B and C.

..... [1]

(iii) Write down the vector $\overrightarrow{AB}$.

$\overrightarrow{AB} = \begin{pmatrix} \quad \\ \quad \end{pmatrix}$ [1]

(iv) (a) Find the gradient of the line AB.

..... [2]

(b) Write down the equation of the line AB.

$y =$ ..... [1]

© UCLES 2017

(b) (i) Complete the table of values for $y = x^2 + x - 5$.

View solution

x	–4	–3	–2	–1	0	1	2	3	4
y	7		–3			–3		7	

[3]

(ii) On the grid below, draw the graph of $y = x^2 + x - 5$ for $-4 \leqslant x \leqslant 4$.

View solution

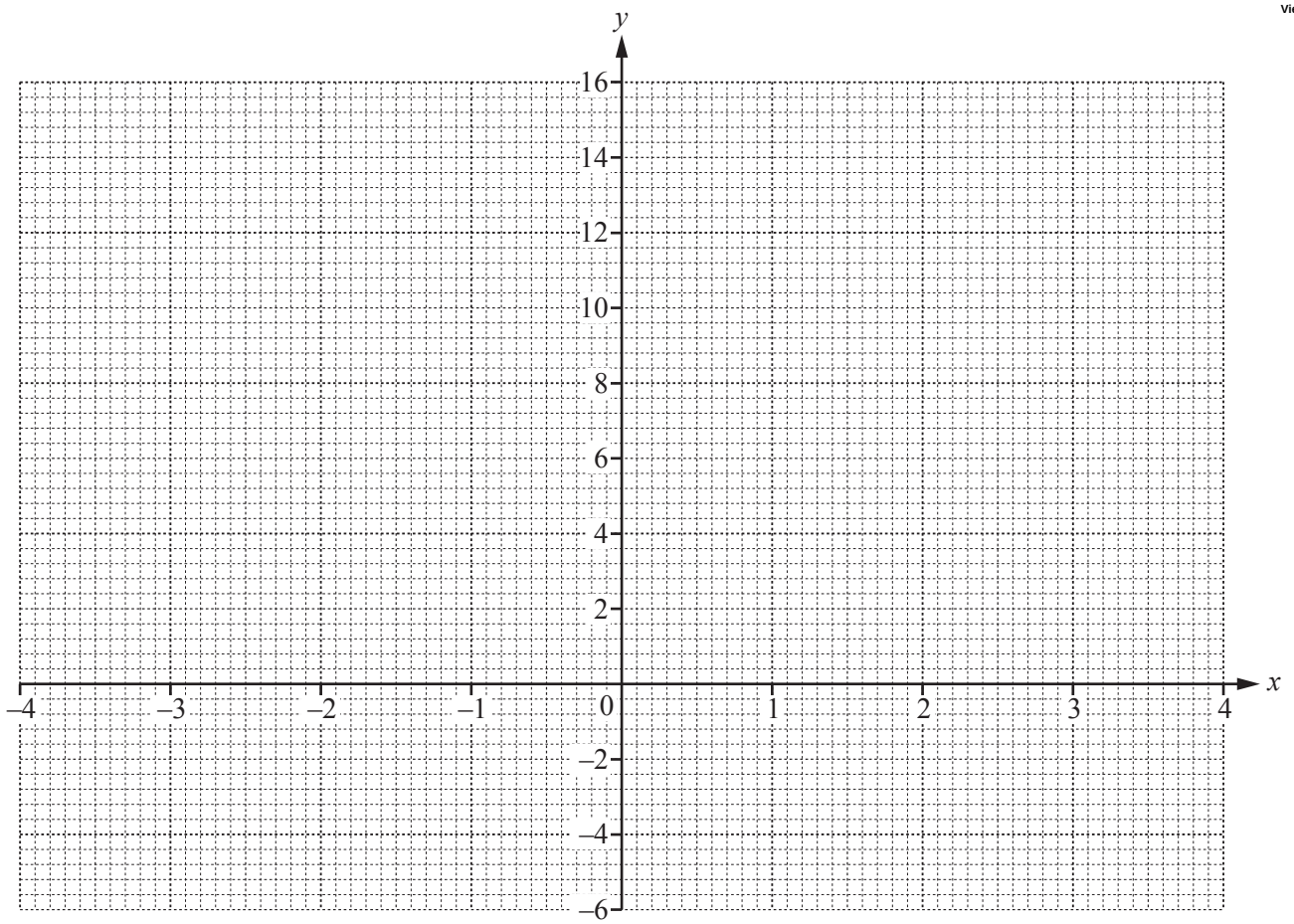

[4]

(iii) Use your graph to solve the equation $x^2 + x - 5 = 0$.

View solution

$x =$ ..... or $x =$ ..... [2]

© UCLES 2017

5 The scale drawing shows the positions of three towns *A*, *B* and *C*.
The scale is 1 centimetre represents 12 kilometres.

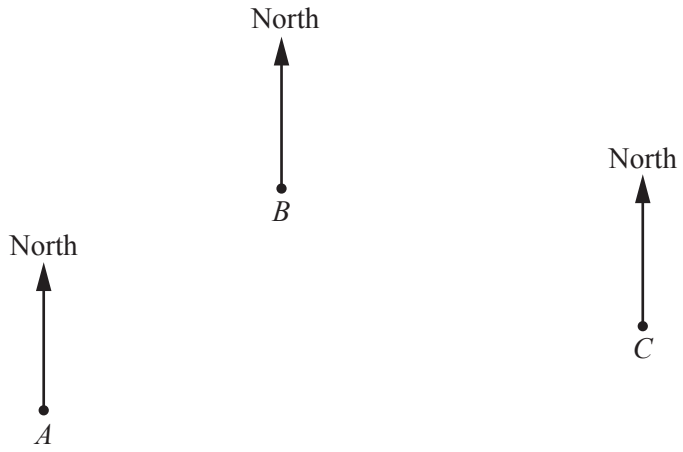

Scale: 1 cm to 12 km

(a) Find the actual distance between town *A* and town *B*.

View solution

..... km [2]

(b) Measure the bearing of town *B* from town *A*.

View solution

..... [1]

(c) Measure the bearing of town *B* from town *C*.

View solution

..... [1]

© UCLES 2017

(d) Town D is 84 km from town A and 42 km from town C.

View solution

(i) **In this part, use a ruler and compasses only and show your construction arcs.**

On the diagram, construct a possible position for town D.

[3]

View solution

(ii) A plane takes 10 minutes to fly the 84 km from town A to town D.

Work out the average speed of the plane in kilometres per hour.

..... km/h [2]

(e) The bearing of town E from town A is 118°.

View solution

Work out the bearing of town A from town E.

..... [2]

6 **(a)** Find

(i) all the factors of 18,

View solution

..... [2]

(ii) a multiple of 30,

View solution

..... [1]

(iii) $\sqrt{2134.44}$,

View solution

..... [1]

(iv) 2.5^3,

View solution

..... [1]

(v) $(0.2)^{-1}$.

View solution

..... [1]

(b) Write 72 as a product of its prime factors.

View solution

..... [2]

(c) Find the lowest common multiple (LCM) of 16 and 30.

View solution

..... [2]

(d) Clock A chimes every 6 hours.
Clock B chimes every 9 hours.
Both clocks chime at 2 am.

View solution

At what time will the two clocks next chime together?

..... [3]

© UCLES 2017

7 **(a)** Bag *A* contains 20 counters.
6 are red, 9 are blue and the rest are white.
Jared takes one counter at random.

View solution

Write down the probability that the counter is

(i) red,

..... [1]

(ii) white,

View solution

..... [1]

(iii) yellow.

View solution

..... [1]

(b) Bag *B* contains green counters, black counters, purple counters and brown counters.
Louise takes one counter at random.

View solution

Colour	Green	Black	Purple	Brown
Probability		0.3	0.24	0.18

Complete the table.

[2]

(c) Bag *C* contains 8 red counters and 12 blue counters only.
Bag *D* contains 6 red counters and 9 blue counters only.
A counter is taken at random from each bag.

View solution

Show that the probability of taking a red counter from bag *C* is equal to the probability of taking a red counter from bag *D*.

[3]

© UCLES 2017

8 **(a)** Multiply out the brackets and simplify.

$$5(2x+3)-2(x+4)$$

View solution

..... [2]

(b) **(i)** An equilateral triangle has side length $2x$.

Write down an expression, in terms of x, for the perimeter of the triangle.
Give your answer in its simplest form.

View solution

..... [1]

(ii) A square has a perimeter of $20a$.

Write down an expression, in terms of a, for the length of one side of the square.
Give your answer in its simplest form.

View solution

..... [1]

(c) The diagram shows a rectangle.



NOT TO SCALE

View solution

Find an expression, in terms of y, for the perimeter of the rectangle.
Give your answer in its simplest form.

..... [3]

© UCLES 2017

(d) One mint costs m cents.
One toffee costs 6 cents more than one mint.
The cost of 3 mints and 7 toffees is 182 cents.

View solution

Write an equation, in terms of m, and solve it to find the cost of one mint.

Cost of one mint = ... cents [5]

© UCLES 2017

9 **(a)** The diagram shows a triangle, A, on a 1 cm^2 grid.

View solution

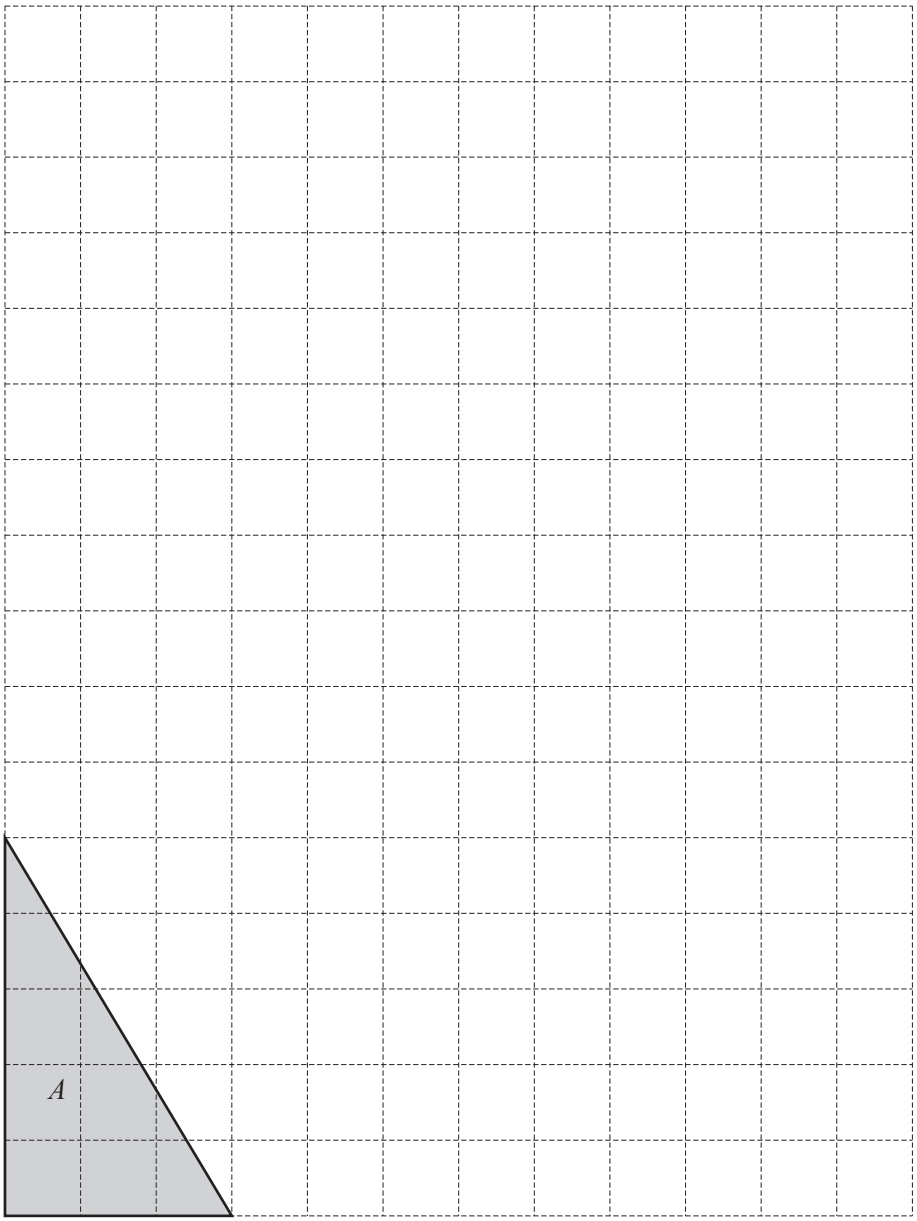

(i) Find the area of triangle A.

.....cm^2 [2]

(ii) On the grid, draw an enlargement of triangle A with scale factor 2. [2]

View solution

© UCLES 2017

(b)

View solution

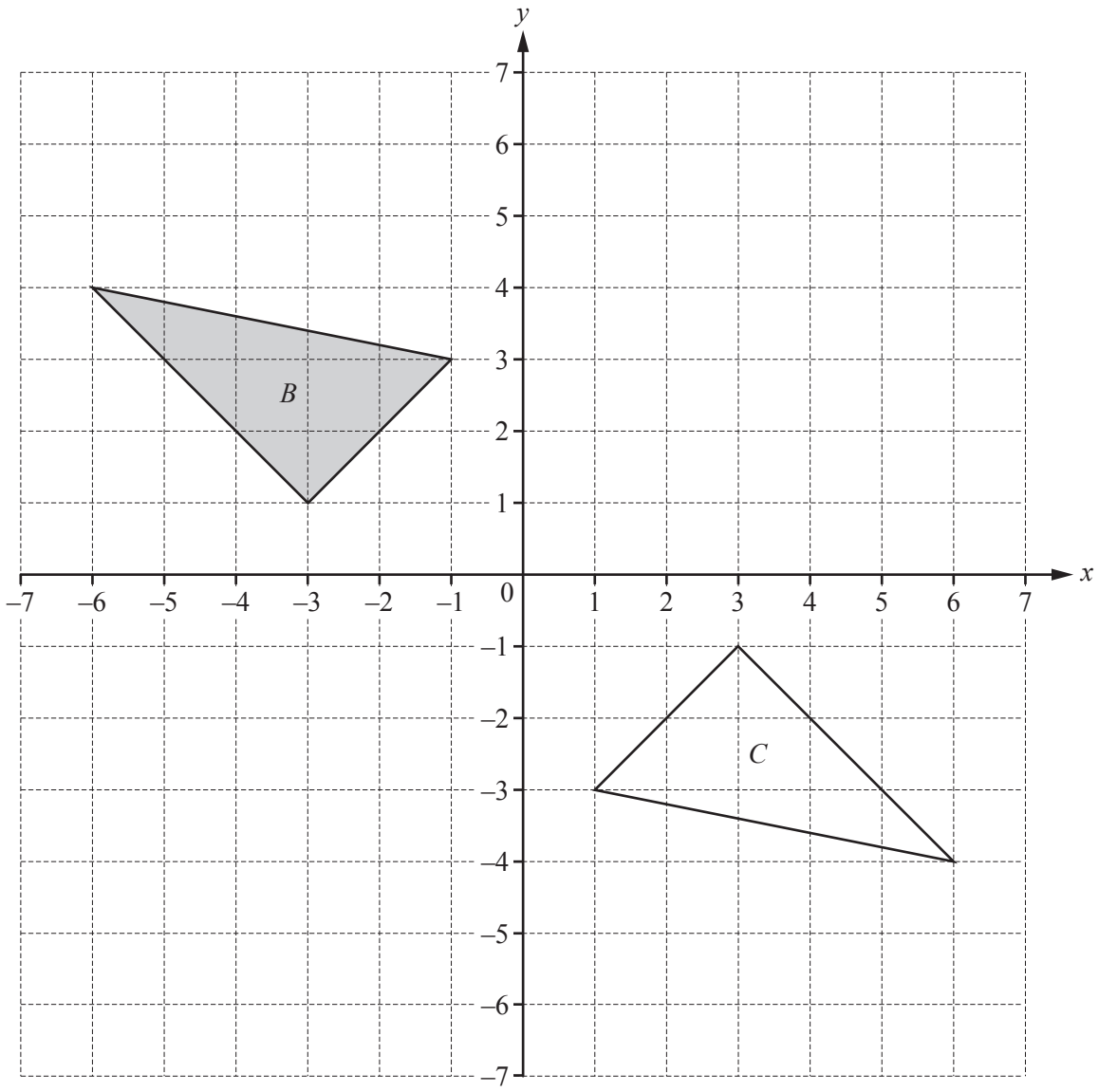

(i) Describe fully the **single** transformation that maps triangle B onto triangle C.

.....

..... [3]

(ii) Reflect triangle B in the line $y = -1$. [2]

(iii) Translate triangle B by the vector $\begin{pmatrix} 5 \\ 1 \end{pmatrix}$. [2]

Question 10 is printed on the next page.

© UCLES 2017

10 **(a)** These are the first four terms of a sequence.

View solution

$$-2 \qquad 6 \qquad 14 \qquad 22$$

(i) Write down the next term.

..... [1]

(ii) Write down the rule for continuing the sequence.

View solution

..... [1]

(iii) Find an expression for the nth term.

View solution

..... [2]

(b) The nth term of another sequence is $5(n+1)-6$.

View solution

Write down the second term of this sequence.

..... [1]

(c) These are the first four terms of a different sequence.

View solution

$$-2 \qquad 1 \qquad 8 \qquad 19$$

Write down the next term of this sequence.

..... [1]

Permission to reproduce items where third-party owned material protected by copyright is included has been sought and cleared where possible. Every reasonable effort has been made by the publisher (UCLES) to trace copyright holders, but if any items requiring clearance have unwittingly been included, the publisher will be pleased to make amends at the earliest possible opportunity.

To avoid the issue of disclosure of answer-related information to candidates, all copyright acknowledgements are reproduced online in the Cambridge International Examinations Copyright Acknowledgements Booklet. This is produced for each series of examinations and is freely available to download at www.cie.org.uk after the live examination series.

Cambridge International Examinations is part of the Cambridge Assessment Group. Cambridge Assessment is the brand name of University of Cambridge Local Examinations Syndicate (UCLES), which is itself a department of the University of Cambridge.

© UCLES 2017