Cambridge IGCSE

Cambridge International Examinations
Cambridge International General Certificate of Secondary Education

CANDIDATE NAME									
CENTRE NUMBER						CANDIDATE NUMBER				

MATHEMATICS **0580/32**

Paper 3 (Core) **October/November 2017**

2 hours

Candidates answer on the Question Paper.

Additional Materials: Electronic calculator
Tracing paper (optional)
Geometrical instruments

READ THESE INSTRUCTIONS FIRST

Write your Centre number, candidate number and name on all the work you hand in.
Write in dark blue or black pen.
You may use an HB pencil for any diagrams or graphs.
Do not use staples, paper clips, glue or correction fluid.
DO **NOT** WRITE IN ANY BARCODES.

Answer **all** questions.
If working is needed for any question it must be shown below that question.
Electronic calculators should be used.
If the degree of accuracy is not specified in the question, and if the answer is not exact, give the answer to three significant figures. Give answers in degrees to one decimal place.
For π, use either your calculator value or 3.142.

At the end of the examination, fasten all your work securely together.
The number of marks is given in brackets [ ] at the end of each question or part question.
The total of the marks for this paper is 104.

This document consists of **16** printed pages.

© UCLES 2017

1 **(a)** Pablo leaves home at 07 35 and arrives at school at 08 20.

View solution

(i) Find how many minutes it takes Pablo to get to school.

.....min [1]

(ii) The first lesson starts at 08 55 and ends 1 hour 15 minutes later.

View solution

Find the time the first lesson ends.

..... [1]

(iii) In one school week of 5 days, Pablo goes to and from school on the bus each day.
He buys a 5-day ticket that costs $7.75 .
A 1-day ticket costs $1.66 .

View solution

Calculate how much Pablo saves by buying a 5-day ticket.

$..... [2]

(b) Pablo records the time, correct to the nearest minute, each student in his class spent on their homework.

View solution

30	42	56	12	15	10	50	8	58	24	34	41	11	36	18
9	21	48	35	42	27	44	52	15	56	19	22	54	41	30

(i) Find the range.

.....min [1]

(ii) Complete the frequency table.
You may use the tally column to help you.

View solution

Time (minutes)	Tally	Frequency
0 to 9		
10 to 19		
20 to 29		
30 to 39		
40 to 49		
50 to 59		
	Total	30

[2]

© UCLES 2017

(iii) Draw a bar chart to show this information.
Complete the scale on the frequency axis.

View solution

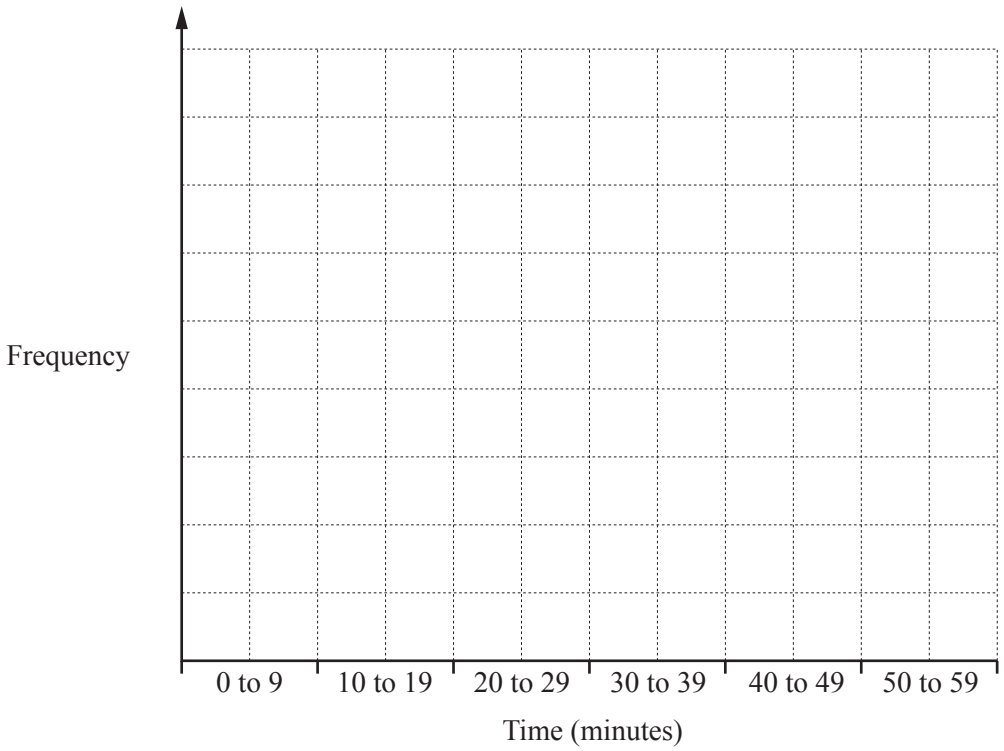

[3]

(iv) Write down the modal class interval.

..... to ..... [1]

View solution

2 **(a)** Write the number 8045 in words.

View solution

..... [1]

(b) Write down a number between 60 and 70 that is

View solution

(i) a square number,

..... [1]

(ii) a prime number,

View solution

..... [1]

(iii) a common multiple of 4 and 17.

View solution

..... [1]

(c) **(i)** Write 98 as a product of its prime factors.

View solution

..... [2]

(ii) Find the highest common factor (HCF) of 98 and 182.

View solution

..... [2]

(d) Find the value of

View solution

(i) 6^4,

..... [1]

(ii) $\sqrt[3]{24\,389}$,

View solution

..... [1]

(iii) 14^1,

View solution

..... [1]

(iv) 5^{-3}.

View solution

..... [1]

© UCLES 2017

3 **(a)** Write down the order of rotational symmetry of each shape.

View solution

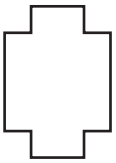

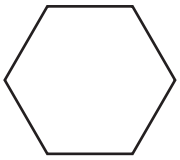

....

[2]

(b)

View solution

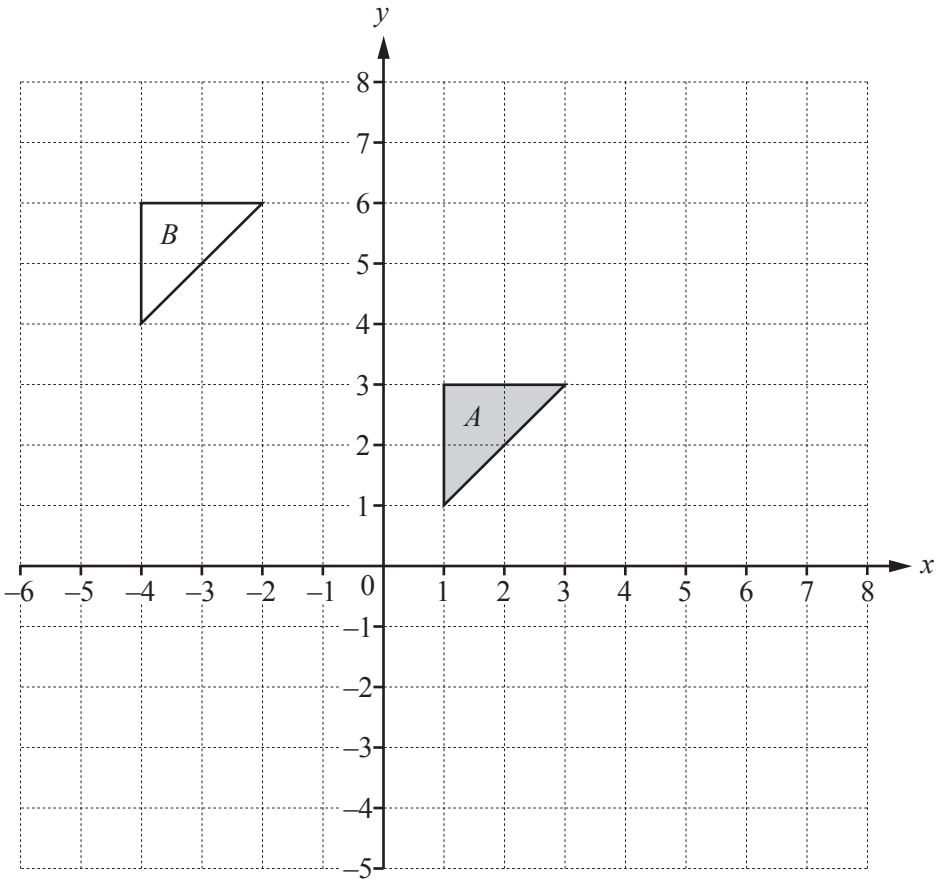

(i) On the grid, reflect triangle A in the line $x = -1$. [2]

(ii) On the grid, enlarge triangle A by scale factor 2, centre (0, 0). [2]

(iii) Describe fully the **single** transformation that maps triangle A onto triangle B.

.....

..... [2]

4 Leo, Kim and Priya own a shop.

(a) **(i)** Pens cost \$1.45 each.
Andre has a \$10 note.

View solution

Find the greatest number of pens that he can buy and how much change he receives.

Number of pens = ...

Change = \$ ..... [3]

(ii) The price of a pack of printer paper is \$5.60 .
In a sale this price is reduced by 15%.

View solution

Calculate the sale price.

\$ ..... [2]

(b) Each day, Kim records the number of people who buy a pen.
The results for 10 days are shown below.

View solution

40 7 19 25 18 19 32 57 12 47

Find the median.

..... [2]

(c) The shop makes a profit of \$7000.
The profit is shared in the ratio Leo : Kim : Priya = 6 : 3 : 5.

View solution

Calculate the amount they each receive.

Leo = \$ .....

Kim = \$ .....

Priya = \$ ..... [3]

© UCLES 2017

(d) Leo changed \$1400 into pounds (£).
The exchange rate was £1 = \$1.54 .

View solution

Work out how many pounds Leo received.

£..... [2]

(e) Priya invested \$2000 for 3 years at a rate of 2.6% per year compound interest.

View solution

Calculate the value of her investment at the end of the 3 years.

\$..... [3]

© UCLES 2017

5 Nico asked each of 900 students at her school what their favourite subject is.
The students only chose Science, Art, Mathematics, History or Geography.
The pie chart shows some of this information.

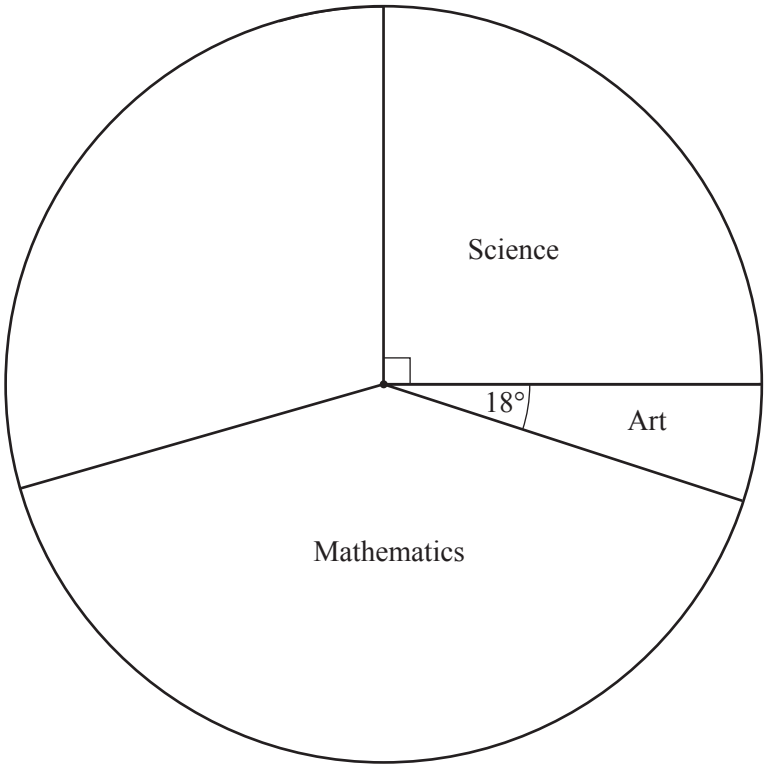

(a) Show that 225 students chose Science.

View solution

[1]

(b) Find how many students chose Art.

View solution

..... [2]

(c) 125 students chose History and 140 chose Geography.

Complete the pie chart to show this information.

View solution

[2]

(d) One of the 900 students is selected at random.

View solution

(i) Write down the probability that their favourite subject is French.

..... [1]

View solution

(ii) Find the probability that their favourite subject is Art.
Give your answer as a fraction in its lowest terms.

..... [2]

View solution

(e) The total number of students in the school is 2520.

Estimate how many students you would expect to choose History as their favourite subject.

..... [2]

© UCLES 2017

6 The diagram shows the positions of two towns, A and B.
The scale is 1 centimetre represents 10 kilometres.



• B

Scale: 1 cm to 10 km

(a) (i) Find the actual distance from A to B.

View solution

..... km [2]

(ii) Measure the bearing of B from A.

View solution

..... [1]

(b) (i) Another town, C, is 78 km from A on a bearing of 103°.

View solution

Mark and label the position of town C on the diagram. [2]

(ii) Chailai takes 45 minutes to drive the 78 km from town A to town C.

View solution

Calculate her average speed in kilometres per hour.

..... km/h [2]

© UCLES 2017

(c) In this part, use a ruler and compasses only and show your construction arcs.

View solution

Mr Lei is moving house.
He wants to live

- nearer to town *B* than town *A*

and

- less than 70 km from town *A*.

Construct and shade the region on the diagram in which he wants to live. [5]

7 **(a)** Write down the mathematical name for this polygon.

View solution

(i)

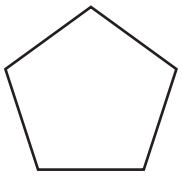

..... [1]

(ii) Write down the mathematical name for this quadrilateral.

View solution



..... [1]

(iii) Write down the type of angle shown in this diagram.

View solution

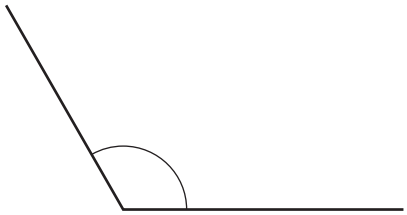

..... [1]

(b) A cuboid measures 25 cm by 12 cm by 8 cm.

View solution

(i) Calculate the volume.

..... cm^3 [2]

(ii) Write this volume in cubic metres.

View solution

.....m^3 [1]

(c)

View solution

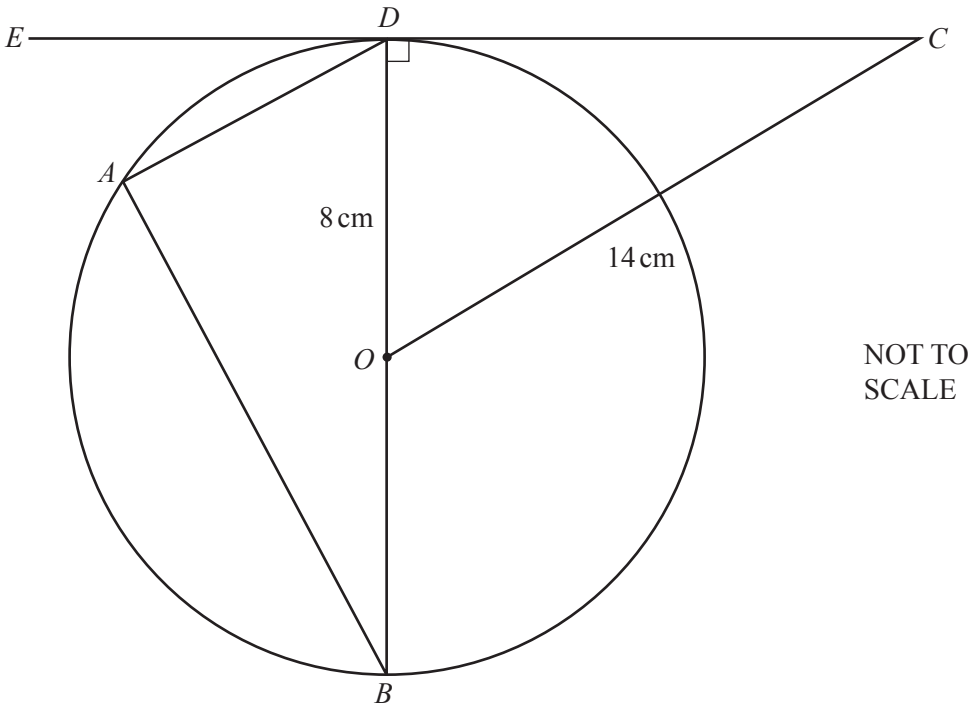

NOT TO SCALE

A, *B* and *D* lie on the circle, centre *O*.
EC is a tangent to the circle at *D*.
OD = 8 cm and *OC* = 14 cm.

(i) Write down the mathematical name for the line *OD*.

..... [1]

(ii) Explain why angle *BAD* is 90°.

View solution

..... [1]

(iii) Calculate the circumference of the circle.

View solution

..... cm [2]

(iv) Calculate *CD*.

View solution

CD = ... cm [3]

8 **(a)** Simplify.

(i) $8p + 2r + 4p - 9r$

View solution

..... [2]

(ii) $4x^3 \times 6x^2$

View solution

..... [1]

(b) Write down an expression, in terms of x and y, for the total cost of x cakes at 90 cents each and y drinks at 75 cents each.

View solution

..... cents [2]

(c) Factorise completely.

$12p^2 - 8p$

View solution

..... [2]

(d) Solve.

$4(7r - 3) = 128$

View solution

$r =$ ..... [3]

© UCLES 2017

(e) Solve the simultaneous equations.
You must show all your working.

View solution

$4x + 3y = 43$
$6x + 7y = 92$

$x =$ .....

$y =$ ..... [4]

Question 9 is printed on the next page.

© UCLES 2017

9 **(a)** **(i)** Complete the table of values for $y = x^2 + 3x - 4$.

View solution

x	−3	−2	−1	0	1	2	3
y	−4	−6		−4	0		

[3]

(ii) On the grid, draw the graph of $y = x^2 + 3x - 4$ for $-3 \leqslant x \leqslant 3$.

View solution

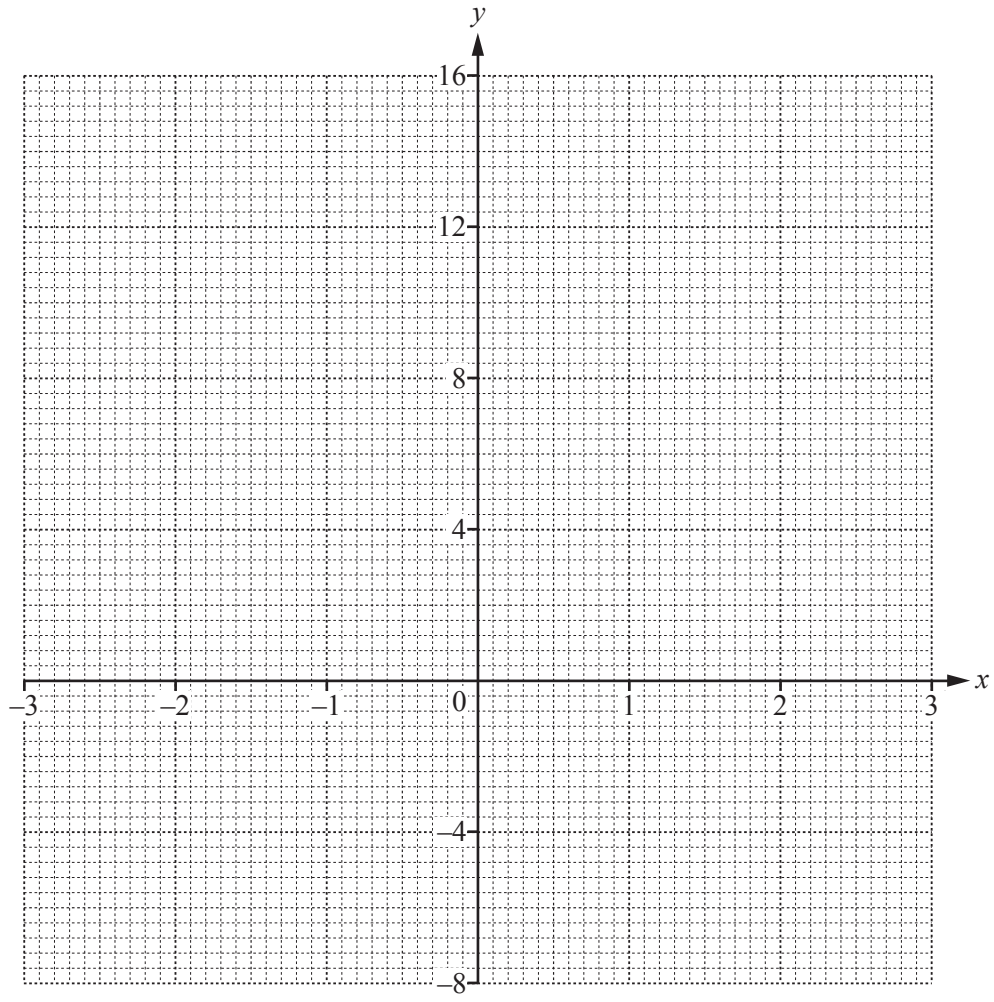

[4]

(b) **(i)** On the same grid, draw the line $y = 5$. [1]

(ii) Write down the co-ordinates of the point of intersection of the line $y = 5$ and the graph of $y = x^2 + 3x - 4$ for $-3 \leqslant x \leqslant 3$.

View solution

(..... , ...) [1]

Permission to reproduce items where third-party owned material protected by copyright is included has been sought and cleared where possible. Every reasonable effort has been made by the publisher (UCLES) to trace copyright holders, but if any items requiring clearance have unwittingly been included, the publisher will be pleased to make amends at the earliest possible opportunity.

To avoid the issue of disclosure of answer-related information to candidates, all copyright acknowledgements are reproduced online in the Cambridge International Examinations Copyright Acknowledgements Booklet. This is produced for each series of examinations and is freely available to download at www.cie.org.uk after the live examination series.

Cambridge International Examinations is part of the Cambridge Assessment Group. Cambridge Assessment is the brand name of University of Cambridge Local Examinations Syndicate (UCLES), which is itself a department of the University of Cambridge.

© UCLES 2017