Cambridge IGCSE

**Cambridge Assessment International Education**
Cambridge International General Certificate of Secondary Education

| | | | | | | | | | |
|---|---|---|---|---|---|---|---|---|---|
| CANDIDATE NAME | | | | | | | | | |
| CENTRE NUMBER | | | | | | CANDIDATE NUMBER | | | |

**MATHEMATICS** **0580/31**

Paper 3 (Core) **October/November 2019**

**2 hours**

Candidates answer on the Question Paper.

Additional Materials: Electronic calculator
Tracing paper (optional)
Geometrical instruments

**READ THESE INSTRUCTIONS FIRST**

Write your centre number, candidate number and name on all the work you hand in.
Write in dark blue or black pen.
You may use an HB pencil for any diagrams or graphs.
Do not use staples, paper clips, glue or correction fluid.
DO **NOT** WRITE IN ANY BARCODES.

Answer **all** questions.
If working is needed for any question it must be shown below that question.
Electronic calculators should be used.
If the degree of accuracy is not specified in the question, and if the answer is not exact, give the answer to three significant figures. Give answers in degrees to one decimal place.
For $\pi$, use either your calculator value or 3.142.

At the end of the examination, fasten all your work securely together.
The number of marks is given in brackets [ ] at the end of each question or part question.
The total of the marks for this paper is 104.

This document consists of **16** printed pages.

© UCLES 2019

Cambridge Assessment International Education

**1** **(a)** José manages a football team.
He records the number of goals scored by the team for each of five months.
Some of the results are shown on the bar chart.

View solution

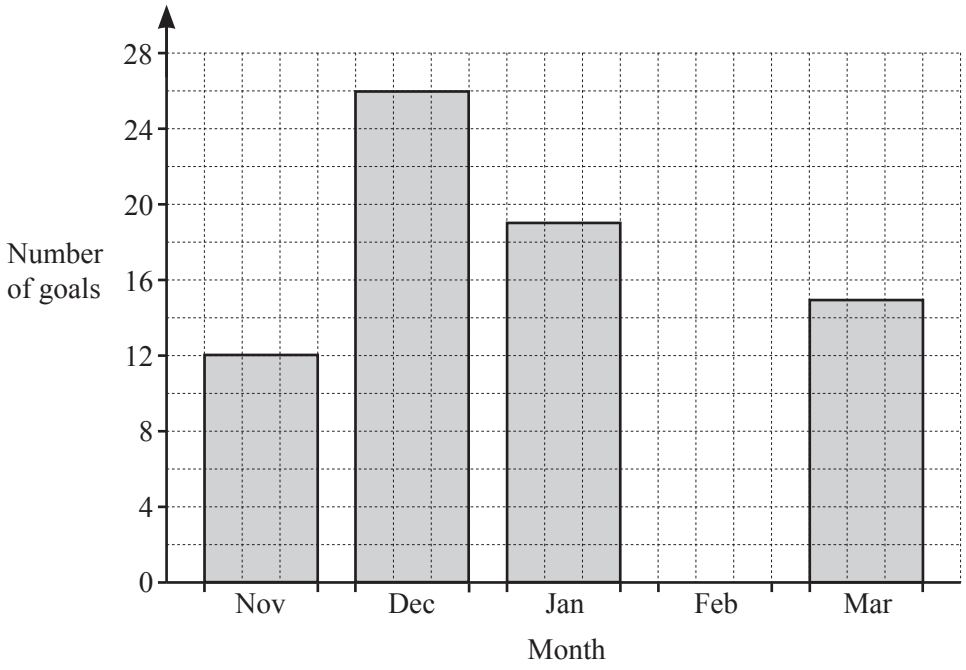


**(i)** In February, 10 goals were scored.

Complete the bar chart. [1]

**(ii)** Write down the month in which most goals were scored.

View solution

..... [1]

**(iii)** Find the total number of goals scored.

View solution

..... [1]

**(iv)** Calculate the mean number of goals scored each month.

View solution

..... [1]

**(b)** Jodie and her two children go to a football match.

View solution

**(i)** Ticket prices are \$15.30 for an adult and \$6.50 for a child.

Calculate the total cost of the three tickets.

\$..... [2]

**(ii)** A match programme costs \$3.75 .
Jodie buys two match programmes.

View solution

Calculate the change she receives from a \$10 note.

\$..... [2]

**(iii)** 540 tickets out of 630 are sold for this match.

View solution

Calculate the percentage of tickets sold.

..... % [1]

**(iv)** The match starts at 14 55 and ends 1 hour 50 minutes later.

View solution

Work out the time the match ends.

..... [1]

**(v)** Jodie travels 66 km to get home after the match.
She leaves at 5 pm and arrives home at 6.12 pm.

View solution

Calculate her average speed in kilometres per hour.

..... km/h [3]

© UCLES 2019

**2 (a)**

View solution

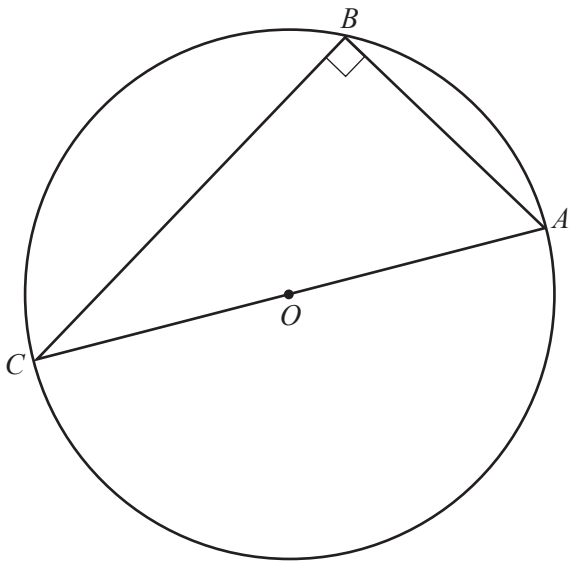


In the diagram, $A$, $B$ and $C$ are points on the circle, centre $O$.

**(i)** On the diagram, draw a chord. [1]

**(ii)** Explain why angle $ABC$ is 90°.

View solution

..... [1]

**(b)** The length of the edge of a cube is 8 cm.

View solution

Calculate the surface area of this cube.

..... $cm^2$ [2]

**(c)** A cuboid measures 5 cm by 4 cm by 2 cm.

View solution

**(i)** Calculate the volume of this cuboid.
Give the units of your answer.

..... ..... [3]

View solution

**(ii)** On the 1 $cm^2$ grid, draw an accurate net of this cuboid.
One face has been drawn for you.

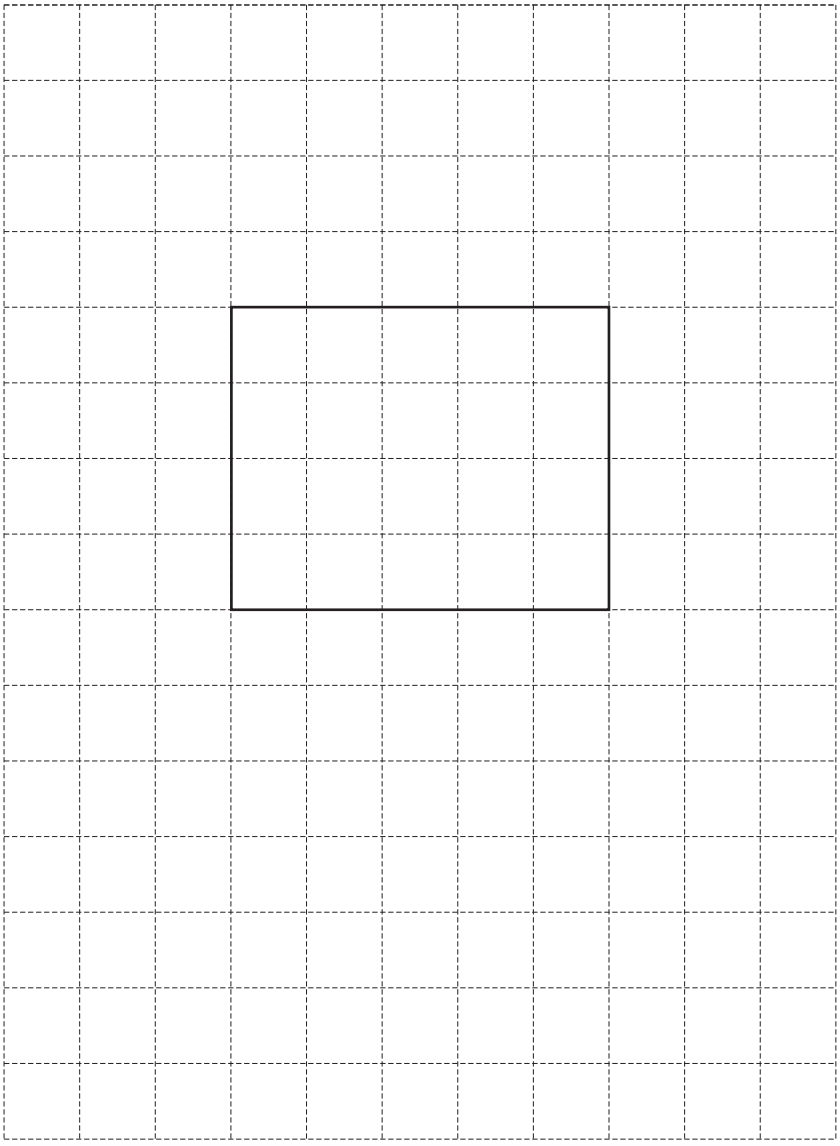

[3]

**3** **(a)**

View solution

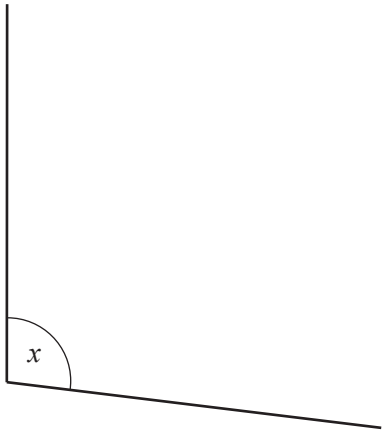


**(i)** Measure the size of angle $x$.

..... [1]

**(ii)** Write down the mathematical name of this type of angle.

View solution

..... [1]

**(b)** $ABC$ is a straight line.

View solution

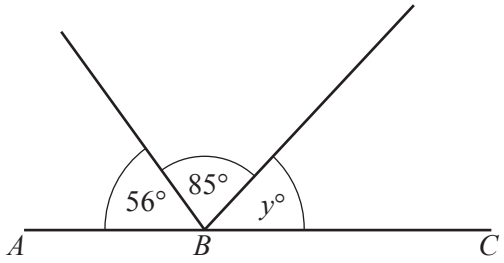


NOT TO SCALE

Find the value of $y$.

$y =$ ..... [1]

© UCLES 2019

**(c)** *QRS* is an isosceles triangle and *PQR* is a straight line.

View solution

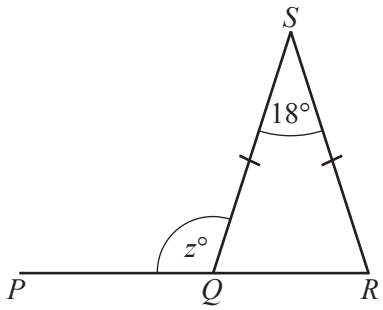


NOT TO SCALE

Find the value of $z$.

$z =$ ..... [2]

**(d)** Find the size of one interior angle of a regular octagon.

View solution

..... [3]

© UCLES 2019

**4** **(a)** Write the number four hundred and eighteen thousand and seventy two in figures.

View solution

..... [1]

**(b)** Write down all the factors of 16.

View solution

..... [2]

**(c)** Write down a prime number between 30 and 40.

View solution

..... [1]

**(d)** Find the value of

View solution

**(i)** $\sqrt{729}$,

..... [1]

**(ii)** $18^3$,

View solution

..... [1]

**(iii)** $7^0$.

View solution

..... [1]

**(e)** Saskia has \$600.

View solution

She spends $\frac{1}{5}$ of the \$600 on a coat and gives $\frac{1}{3}$ of the \$600 to her son.

What fraction of the \$600 does she have left?
Give your answer in its simplest form.

..... [3]

**(f)** Find the lowest common multiple (LCM) of 15 and 27.

View solution

..... [2]

**(g)** Write 432 as the product of its prime factors.

View solution

..... [2]

**(h)** Ella invests $4000 for 3 years at a rate of 1.2% per year compound interest.

Calculate the value of her investment at the end of the 3 years.

View solution

$..... [3]

**5** Triangles $A$, $B$ and $C$ are shown on the grid.

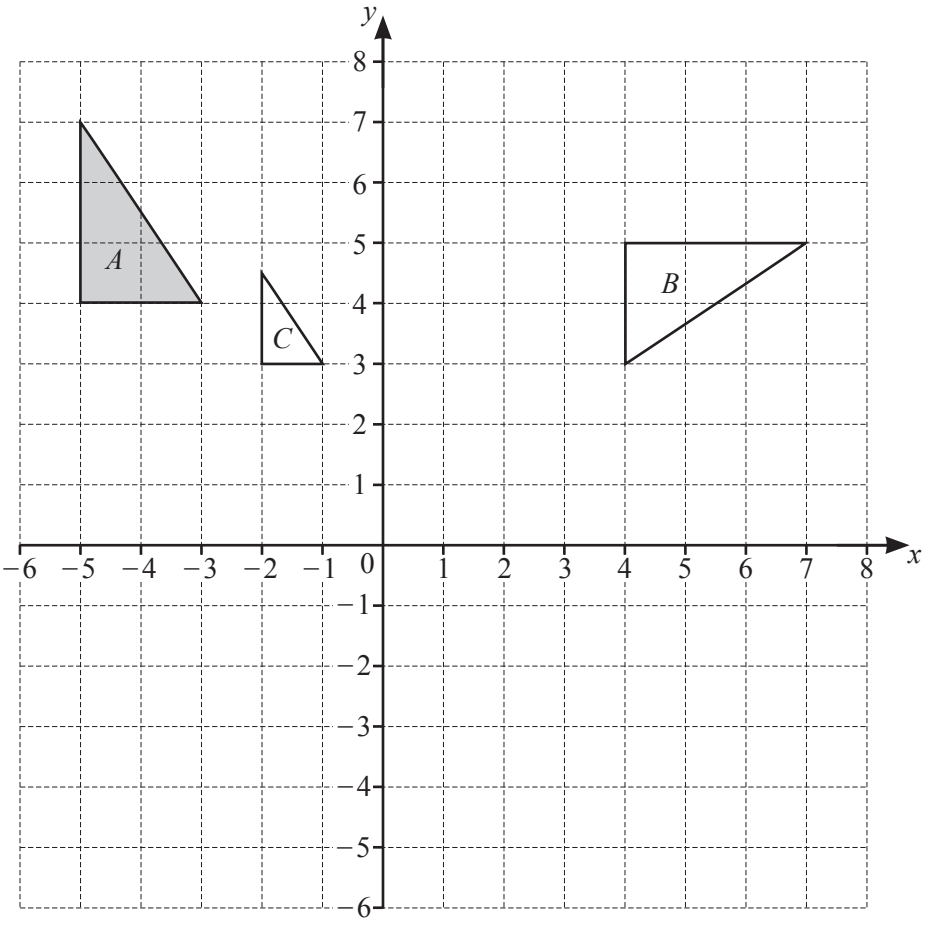


**(a)** Describe fully the **single** transformation that maps

View solution

**(i)** triangle $A$ onto triangle $B$,

.....

..... [3]

**(ii)** triangle $A$ onto triangle $C$.

View solution

.....

..... [3]

**(b)** On the grid,

View solution

**(i)** translate triangle $A$ by the vector $\begin{pmatrix} 6 \\ -2 \end{pmatrix}$, [2]

**(ii)** reflect triangle $A$ in the line $y = 1$. [2]

View solution

**6** The line $L$ is shown on the grid.

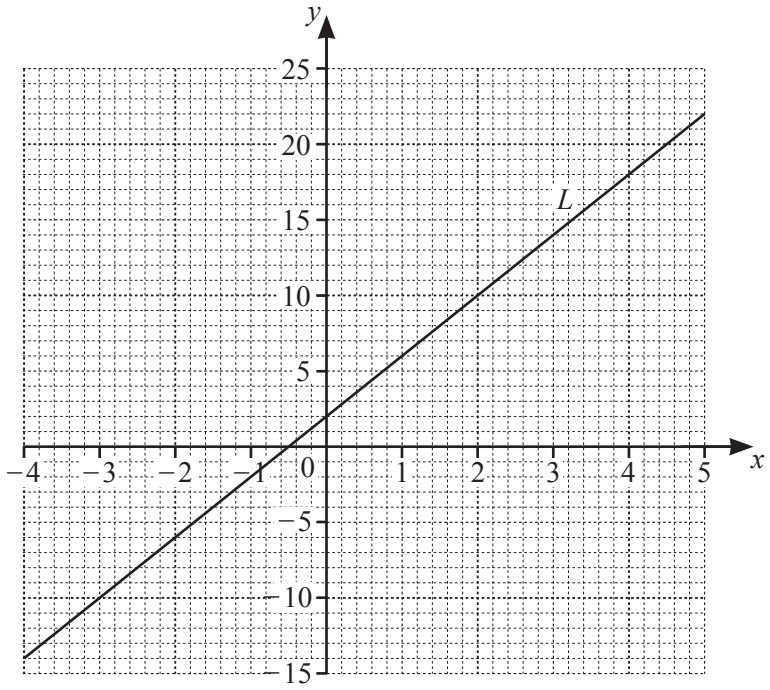


**(a)** Find the equation of the line $L$ in the form $y = mx + c$.

View solution

$y =$ ..... [3]

**(b)** The equation of a different line is $y = 3x - 4$.

View solution

**(i)** Write down the gradient of this line.

..... [1]

**(ii)** Write down the co-ordinates of the point where this line crosses the $y$-axis.

View solution

( ..... , .....) [1]

**(c)** On the grid, draw the graph of $y = -2x + 1$ for $-4 \leqslant x \leqslant 5$. [3]

View solution

**7** **(a)** Soraya makes rectangular flags.

View solution



**(i)** On the rectangle, draw the lines of symmetry. [2]

**(ii)** Each flag measures 1.2 m by 1.8 m.

View solution

Calculate the area of one flag.

..... $m^2$ [2]

**(b)** Each flag costs \$15 to make.
Soraya sells one flag for \$21.

View solution

Calculate the percentage profit.

..... % [3]

**(c)** Soraya makes 30 flags.
11 flags are pink, 7 are yellow, 5 are blue, 4 are silver and 3 are green.
Soraya takes a flag at random.

View solution

Find the probability that the flag she takes is

**(i)** pink,

..... [1]

**(ii)** not blue,

View solution

..... [1]

**(iii)** red.

..... [1]

View solution

**(d)** Soraya decides to make a mathematically similar flag.

View solution

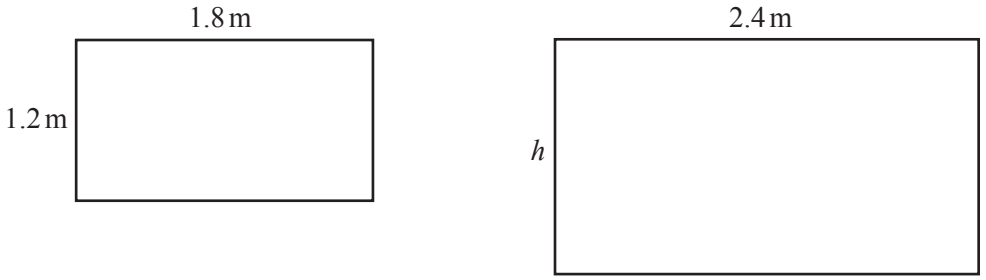


Calculate the height, $h$, of the new flag.

$h =$ ..... m [2]

**(e)**

View solution

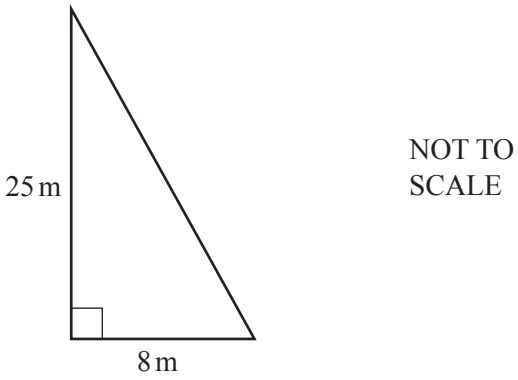


The diagram shows a flagpole in Soraya's garden.
The flagpole has height 25 m.
A rope from the top of the flagpole is tied to the ground 8 m from its base.

Calculate the length of this rope.

..... m [2]

**8** **(a)** The scale drawing shows the positions of two buoys, $A$ and $B$, in the sea.
The scale is 1 centimetre represents 20 kilometres.

View solution

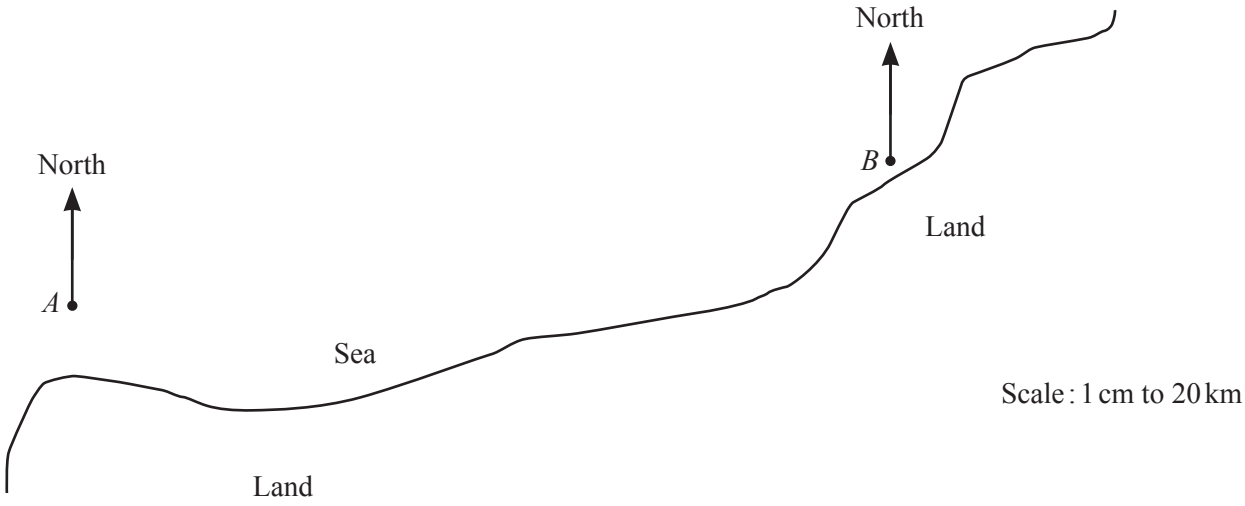


**(i)** Work out the actual distance between buoy $A$ and buoy $B$.

..... km [2]

**(ii)** Measure the bearing of buoy $B$ from buoy $A$.

View solution

..... [1]

**(iii)** Buoy $C$ is 120 km from buoy $B$ on a bearing of 300°.

View solution

On the scale drawing, mark the position of buoy $C$. [2]

**(iv)** Marco sails his boat so that he is always equidistant from buoy $A$ and buoy $B$.

On the scale drawing, **use a straight edge and compasses only** to construct the path of the boat.
Show all your construction arcs. [2]

View solution

**(b)** The amount of fuel, $t$ litres, in the boat's fuel tank is 135 litres, correct to the nearest litre.

View solution

Complete the statement about the value of $t$.

..... $\leqslant t <$ ..... [2]

**(c)** Marco has ropes of four different colours.
He takes a rope at random.

View solution

| Colour | Brown | White | Red | Green |
|---|---|---|---|---|
| Probability | 0.35 | | 0.04 | 0.2 |

Complete the table. [2]

**(d)** When Marco arrives at a port the temperature is 5 °C.
At midnight the temperature has fallen by 7 °C.

View solution

Find the temperature at midnight.

..... °C [1]

**(e)** Last year the cost to keep a boat at the port was \$14 per night.
This year the cost has increased by 12%.

View solution

Calculate the cost this year.

\$..... [2]

**(f)** Marco watched 25 boats enter the port, of which 9 had a mast.
There are a total of 200 boats in the port.

View solution

Calculate an estimate of the number of boats in the port that have a mast.

..... [2]

**Question 9 is printed on the next page.**

© UCLES 2019

**9** **(a)** These are the first four terms of a sequence.

View solution

29 32 35 38

**(i)** Write down the next term.

..... [1]

**(ii)** Write down the rule for continuing this sequence.

View solution

..... [1]

**(b)** The $n$th term of another sequence is $n^2 + 5$.

View solution

**(i)** Find the first three terms.

..... , ..... , ..... [2]

**(ii)** Show that 261 is a term in this sequence.

View solution

.....

..... [2]

**(c)** These are the first four terms of a different sequence.

View solution

27 33 39 45

Find the $n$th term of this sequence.

..... [2]

Permission to reproduce items where third-party owned material protected by copyright is included has been sought and cleared where possible. Every reasonable effort has been made by the publisher (UCLES) to trace copyright holders, but if any items requiring clearance have unwittingly been included, the publisher will be pleased to make amends at the earliest possible opportunity.

To avoid the issue of disclosure of answer-related information to candidates, all copyright acknowledgements are reproduced online in the Cambridge Assessment International Education Copyright Acknowledgements Booklet. This is produced for each series of examinations and is freely available to download at www.cambridgeinternational.org after the live examination series.

Cambridge Assessment International Education is part of the Cambridge Assessment Group. Cambridge Assessment is the brand name of the University of Cambridge Local Examinations Syndicate (UCLES), which itself is a department of the University of Cambridge.

© UCLES 2019