Cambridge IGCSE

Cambridge Assessment International Education
Cambridge International General Certificate of Secondary Education

CANDIDATE NAME									
CENTRE NUMBER						CANDIDATE NUMBER				

MATHEMATICS **0580/42**

Paper 4 (Extended) **October/November 2019**

2 hours 30 minutes

Candidates answer on the Question Paper.

Additional Materials: Electronic calculator
Tracing paper (optional)
Geometrical instruments

READ THESE INSTRUCTIONS FIRST

Write your centre number, candidate number and name on all the work you hand in.
Write in dark blue or black pen.
You may use an HB pencil for any diagrams or graphs.
Do not use staples, paper clips, glue or correction fluid.
DO **NOT** WRITE IN ANY BARCODES.

Answer **all** questions.
If working is needed for any question it must be shown below that question.
Electronic calculators should be used.
If the degree of accuracy is not specified in the question, and if the answer is not exact, give the answer to three significant figures. Give answers in degrees to one decimal place.
For π, use either your calculator value or 3.142.

At the end of the examination, fasten all your work securely together.
The number of marks is given in brackets [ ] at the end of each question or part question.
The total of the marks for this paper is 130.

Cambridge Assessment International Education

1 **(a)** Mohsin has 600 pear trees and 720 apple trees on his farm.

View solution

(i) Write the ratio pear trees : apple trees in its simplest form.

..... : ..... [1]

View solution

(ii) Each apple tree produces 16 boxes of apples each year.
One box contains 18 kg of apples.

Calculate the total mass of apples produced by the 720 trees in one year.
Give your answer in standard form.

..... kg [3]

View solution

(b) **(i)** One week, the total mass of pears picked was 18 540 kg.
For this week, the ratio mass of apples : mass of pears = 13 : 9.

Find the mass of apples picked that week.

..... kg [2]

View solution

(ii) The apples cost Mohsin $0.85 per kilogram to produce.
He sells them at a profit of 60%.

Work out the selling price per kilogram of the apples.

$ ..... [2]

© UCLES 2019

(c) Mohsin exports some of his pears to a shop in Belgium.
The shop buys the pears at \$1.50 per kilogram.
The shop sells the pears for 2.30 euros per kilogram.
The exchange rate is \$1 = 0.92 euros.

View solution

Calculate the percentage profit per kilogram made by the shop.

..... % [5]

(d) Mohsin's earnings increase exponentially at a rate of 8.7% each year.
During 2018 he earned \$195 600.

View solution

During 2027, how much **more** does he earn than during 2018?

\$ ..... [3]

© UCLES 2019

2 The cumulative frequency diagram shows information about the time taken, t seconds, for a group of girls to each solve a maths problem.

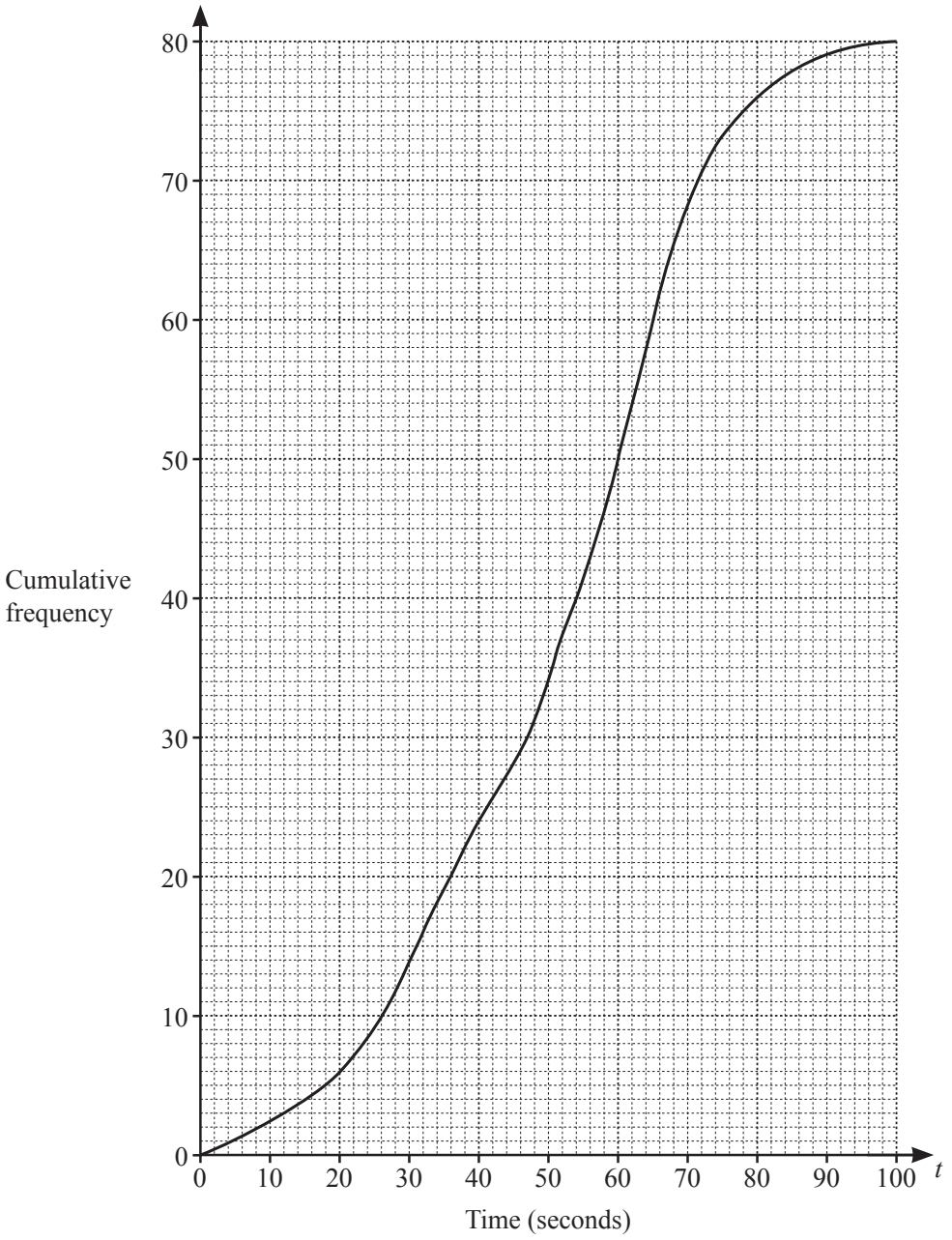

(a) Use the cumulative frequency diagram to find an estimate for

(i) the median,

..... s [1]

(ii) the interquartile range,

..... s [2]

(iii) the 20th percentile,

View solution

..... s [1]

(iv) the number of girls who took more than 66 seconds to solve the problem.

View solution

..... [2]

(b) (i) Use the cumulative frequency diagram to complete the frequency table.

View solution

Time (t seconds)	$0 < t \leqslant 20$	$20 < t \leqslant 40$	$40 < t \leqslant 60$	$60 < t \leqslant 80$	$80 < t \leqslant 100$
Frequency	6				4

[2]

(ii) Calculate an estimate of the mean time.

View solution

..... s [4]

(c) A group of boys solved the same problem.
The boys had a median time of 60 seconds, a lower quartile of 46 seconds and an upper quartile of 66 seconds.

View solution

(i) Write down the percentage of boys with a time of 66 seconds or less.

..... % [1]

(ii) Howard says

The boys' times vary more than the girls' times.

View solution

Explain why Howard is incorrect.

.....

..... [2]

© UCLES 2019

3 A line joins A (1, 3) to B (5, 8).

(a) (i) Find the midpoint of AB.

View solution

(..... , ...) [2]

(ii) Find the equation of the line AB.
Give your answer in the form $y = mx + c$.

View solution

$y =$ ..... [3]

(b) The line AB is transformed to the line PQ.

View solution

Find the co-ordinates of P and the co-ordinates of Q after AB is transformed by

(i) a translation by the vector $\begin{pmatrix} 5 \\ -2 \end{pmatrix}$,

P (..... , ...)

Q (..... , ...) [2]

(ii) a rotation through 90° anticlockwise about the origin,

View solution

P (..... , ...)

Q (..... , ...) [2]

© UCLES 2019

(iii) a reflection in the line $x = 2$,

View solution

P (..... , ...)

Q (..... , ...) [2]

(iv) a transformation by the matrix $\begin{pmatrix} -1 & 2 \\ 0 & -1 \end{pmatrix}$.

View solution

P (..... , ...)

Q (..... , ...) [2]

(c) Describe fully the **single** transformation that maps the line AB onto the line PQ where P is the point $(-2, -6)$ and Q is the point $(-10, -16)$.

View solution

.....

..... [3]

© UCLES 2019

4 (a)

NOT TO SCALE

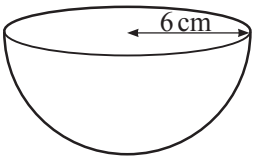

The diagram shows a hemisphere with radius 6 cm.

Calculate the volume.
Give the units of your answer.

[The volume, V, of a sphere with radius r is $V = \frac{4}{3}\pi r^3$.]

.... [3]

(b)

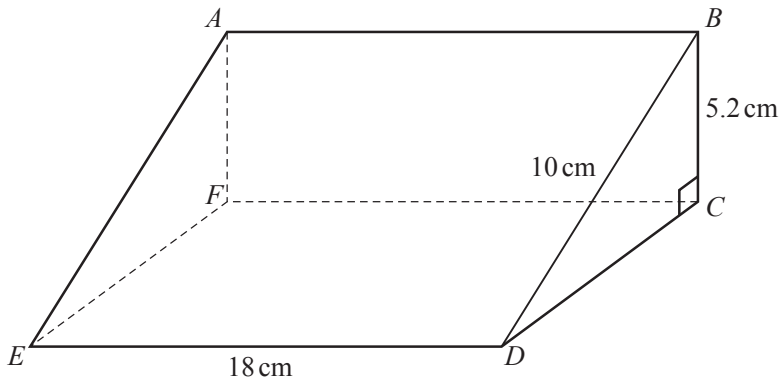

NOT TO SCALE

The diagram shows a prism $ABCDEF$.
The cross-section is a right-angled triangle BCD.
$BD = 10$ cm, $BC = 5.2$ cm and $ED = 18$ cm.

(i) (a) Work out the volume of the prism.

..... cm^3 [6]

(b) Calculate angle *BEC*.

Angle *BEC* = ... [4]

View solution

(ii) The point *G* lies on the line *ED* and *GD* = 7 cm.

Work out angle *BGE*.

Angle *BGE* = ... [3]

5 The table shows some values of $y = \frac{x^2}{2} + \frac{1}{x^2} - \frac{2}{x}, \ x \neq 0.$

x	−3	−2	−1	−0.5	−0.3		0.2	0.3	0.5	1	2	3
y	5.3	3.3		8.1	17.8			4.5	0.1	−0.5	1.3	

(a) Complete the table. [3]

View solution

(b) On the grid, draw the graph of $y = \frac{x^2}{2} + \frac{1}{x^2} - \frac{2}{x}$ for $-3 \leqslant x \leqslant -0.3$ and $0.2 \leqslant x \leqslant 3$.

View solution

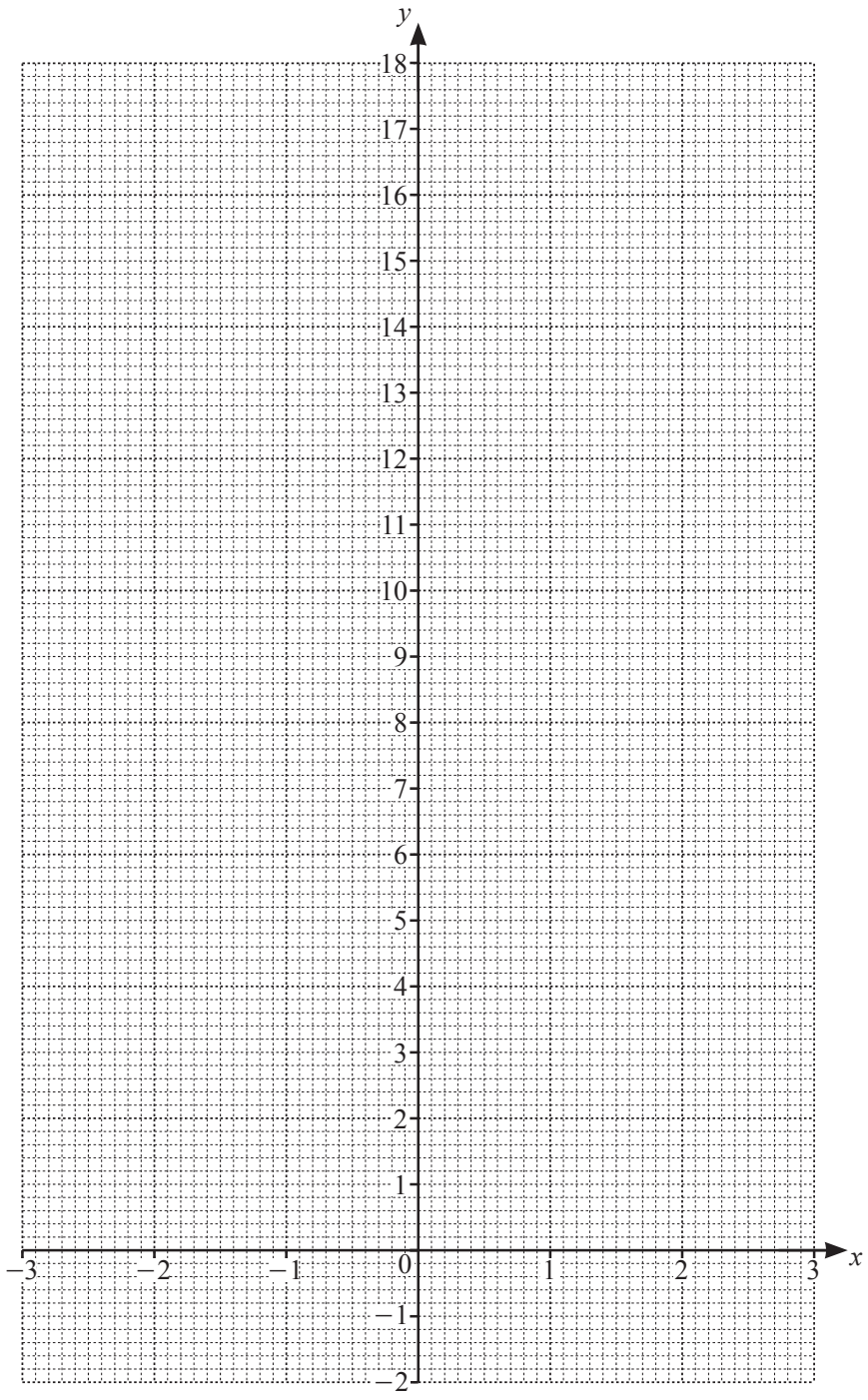

[5]

(c) Use your graph to solve $\frac{x^2}{2}+\frac{1}{x^2}-\frac{2}{x}\leqslant 0$.

View solution

..... $\leqslant x \leqslant$ ..... [2]

(d) Find the smallest positive integer value of k for which $\frac{x^2}{2}+\frac{1}{x^2}-\frac{2}{x}=k$ has two solutions for $-3\leqslant x\leqslant -0.3$ and $0.2\leqslant x\leqslant 3$.

View solution

..... [1]

(e) **(i)** By drawing a suitable straight line, solve $\frac{x^2}{2}+\frac{1}{x^2}-\frac{2}{x}=3x+1$ for $-3\leqslant x\leqslant -0.3$ and $0.2\leqslant x\leqslant 3$.

View solution

$x =$ ..... [3]

(ii) The equation $\frac{x^2}{2}+\frac{1}{x^2}-\frac{2}{x}=3x+1$ can be written as $x^4+ax^3+bx^2+cx+2=0$.

Find the values of a, b and c.

View solution

$a =$ .....

$b =$ .....

$c =$ ..... [3]

© UCLES 2019

6 (a)

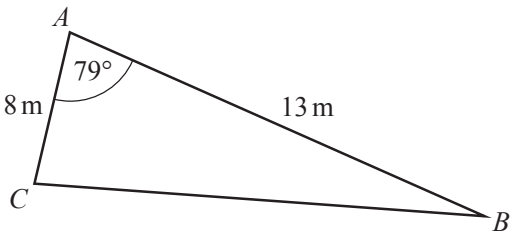

NOT TO SCALE

View solution

The diagram shows triangle ABC.

(i) Use the cosine rule to calculate BC.

$BC =$ ..... m [4]

(ii) Use the sine rule to calculate angle ACB.

View solution

Angle $ACB =$ ..... [3]

(b)

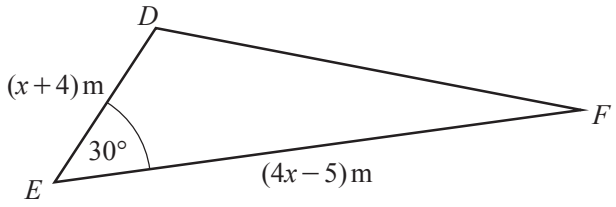

NOT TO SCALE

View solution

The area of triangle DEF is $70\,m^2$.

(i) Show that $4x^2 + 11x - 300 = 0$.

[4]

View solution

(ii) Use the quadratic formula to solve $4x^2 + 11x - 300 = 0$.
Show all your working and give your answers correct to 2 decimal places.

$x =$ ..... or $x =$ ..... [4]

View solution

(iii) Find the length of DE.

$DE =$ ..... m [1]

© UCLES 2019

7 $f(x) = 7 - 2x$ $g(x) = \frac{10}{x}$, $x \neq 0$ $h(x) = 27^x$

View solution

(a) Find

(i) $f(-3)$,

..... [1]

View solution

(ii) $hg(30)$,

..... [2]

View solution

(iii) $f^{-1}(x)$.

$f^{-1}(x) =$ ..... [2]

View solution

(b) Solve.

$g(2x + 1) = 4$

$x =$ ..... [3]

(c) Simplify, giving your answer as a single fraction.

View solution

$$\frac{1}{\mathrm{f}(x)} + \mathrm{g}(x)$$

..... [3]

(d) Find $\mathrm{h}^{-1}(19\,683)$.

View solution

..... [1]

8 **(a)** Make p the subject of

(i) $5p+7=m$,

View solution

$p =$ ..... [2]

(ii) $y^2-2p^2=h$.

View solution

$p =$ ..... [3]

(b)

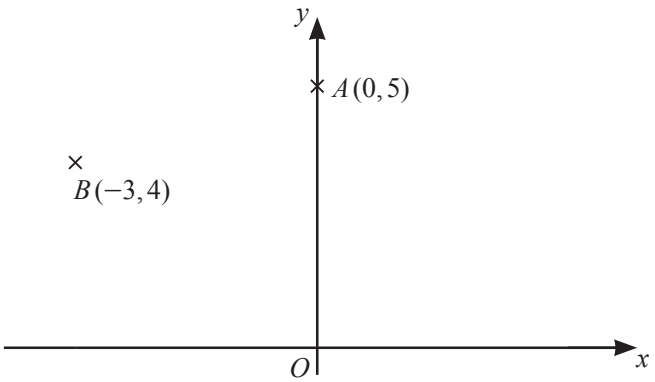

NOT TO SCALE

(i) Write $\overrightarrow{OA}$ as a column vector.

$\overrightarrow{OA} = \begin{pmatrix} \quad \\ \quad \end{pmatrix}$ [1]

(ii) Write $\overrightarrow{AB}$ as a column vector.

$\overrightarrow{AB} = \begin{pmatrix} \quad \\ \quad \end{pmatrix}$ [1]

(iii) A and B lie on a circle, centre O.

Calculate the length of the arc AB.

..... [6]

9 Car *A* and car *B* take part in a race around a circular track.
One lap of the track measures 7.6 km.

Car *A* takes 2 minutes and 40 seconds to complete each lap of the track.
Car *B* takes 2 minutes and 25 seconds to complete each lap of the track.
Both cars travel at a constant speed.

(a) Calculate the speed of car *A*.
Give your answer in kilometres per hour.

View solution

..... km/h [3]

(b) Both cars start the race from the same position, *S*, at the same time.

View solution

(i) Find the time taken when both car *A* and car *B* are next at position *S* **at the same time**.
Give your answer in minutes and seconds.

..... min ..... s [4]

(ii) Find the distance that car *A* has travelled at this time.

View solution

..... km [2]

BLANK PAGE

BLANK PAGE

Permission to reproduce items where third-party owned material protected by copyright is included has been sought and cleared where possible. Every reasonable effort has been made by the publisher (UCLES) to trace copyright holders, but if any items requiring clearance have unwittingly been included, the publisher will be pleased to make amends at the earliest possible opportunity.

To avoid the issue of disclosure of answer-related information to candidates, all copyright acknowledgements are reproduced online in the Cambridge Assessment International Education Copyright Acknowledgements Booklet. This is produced for each series of examinations and is freely available to download at www.cambridgeinternational.org after the live examination series.

Cambridge Assessment International Education is part of the Cambridge Assessment Group. Cambridge Assessment is the brand name of the University of Cambridge Local Examinations Syndicate (UCLES), which itself is a department of the University of Cambridge.

© UCLES 2019