Cambridge Assessment International Education

Cambridge IGCSE™

CANDIDATE NAME									
CENTRE NUMBER						CANDIDATE NUMBER				

MATHEMATICS **0580/41**

Paper 4 (Extended) **October/November 2020**

2 hours 30 minutes

You must answer on the question paper.

You will need: Geometrical instruments

INSTRUCTIONS

- Answer **all** questions.
- Use a black or dark blue pen. You may use an HB pencil for any diagrams or graphs.
- Write your name, centre number and candidate number in the boxes at the top of the page.
- Write your answer to each question in the space provided.
- Do **not** use an erasable pen or correction fluid.
- Do **not** write on any bar codes.
- You should use a calculator where appropriate.
- You may use tracing paper.
- You must show all necessary working clearly.
- Give non-exact numerical answers correct to 3 significant figures, or 1 decimal place for angles in degrees, unless a different level of accuracy is specified in the question.
- For π, use either your calculator value or 3.142.

INFORMATION

- The total mark for this paper is 130.
- The number of marks for each question or part question is shown in brackets [ ].

This document has **20** pages. Blank pages are indicated.

© UCLES 2020

1

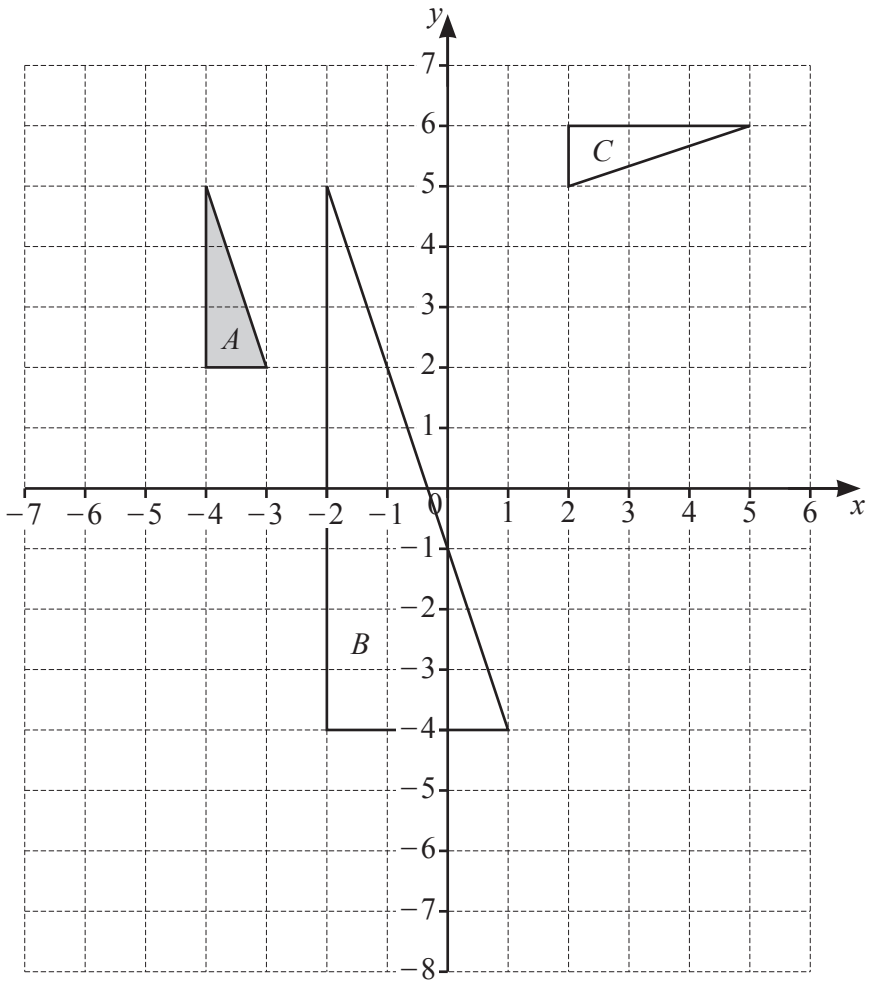

View solution

(a) Draw the image of shape A after a translation by the vector $\begin{pmatrix} 8 \\ -6 \end{pmatrix}$. [2]

View solution

(b) Draw the image of shape A after a reflection in the line $y = -1$. [2]

View solution

(c) Describe fully the **single** transformation that maps shape A onto shape B.

.....

..... [3]

View solution

(d) Describe fully the **single** transformation that maps shape A onto shape C.

.....

..... [3]

© UCLES 2020

2 **(a)** A plane has 14 First Class seats, 70 Premium seats and 168 Economy seats.

View solution

Find the ratio First Class seats : Premium seats : Economy seats.
Give your answer in its simplest form.

..... : ..... : ..... [2]

(b) **(i)** For a morning flight, the costs of tickets are in the ratio

View solution

First Class : Premium : Economy = 14 : 6 : 5.

The cost of a Premium ticket is $114.

Calculate the cost of a First Class ticket and the cost of an Economy ticket.

First Class $ .....

Economy $ ..... [3]

(ii) For an afternoon flight, the cost of a Premium ticket is reduced from $114 to $96.90 .

View solution

Calculate the percentage reduction in the cost of a ticket.

..... % [2]

(c) When the local time in Athens is 09 00, the local time in Berlin is 08 00.
A plane leaves Athens at 13 15.
It arrives in Berlin at 15 05 local time.

View solution

(i) Find the flight time from Athens to Berlin.

..... h ..... min [1]

(ii) The distance the plane flies from Athens to Berlin is 1802 km.

View solution

Calculate the average speed of the plane.
Give your answer in kilometres per hour.

..... km/h [2]

© UCLES 2020

3 (a)

View solution

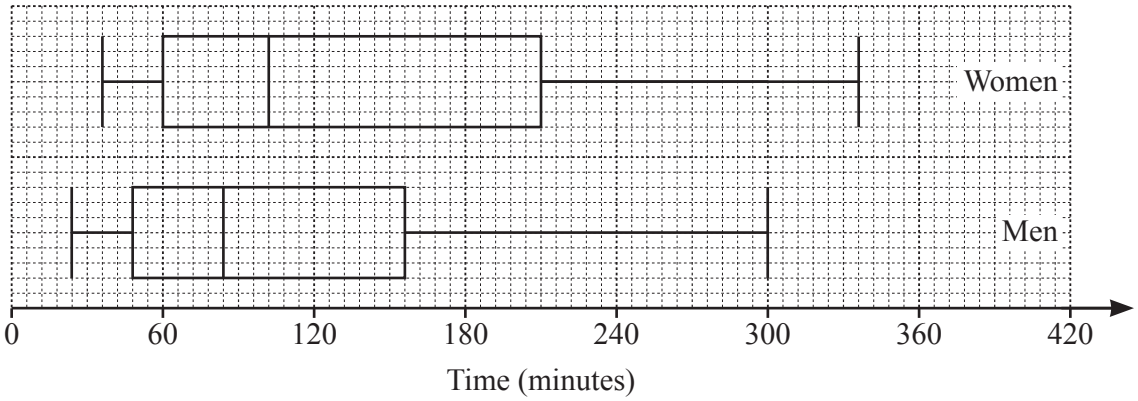

The box-and-whisker plots show the times spent exercising in one week by a group of women and a group of men.

Below are two statements comparing these times.
For each one, write down whether you agree or disagree, giving a reason for your answer.

Statement	Agree or disagree	Reason
On average, the women spent less time exercising than the men.		
The times for the women show less variation than the times for the men.		

[2]

(b) The frequency table shows the times, t minutes, each of 100 children spent exercising in one week.

View solution

Time (t minutes)	$0 < t \leqslant 60$	$60 < t \leqslant 100$	$100 < t \leqslant 160$	$160 < t \leqslant 220$	$220 < t \leqslant 320$
Frequency	41	24	23	8	4

(i) Calculate an estimate of the mean time.

..... min [4]

© UCLES 2020

(ii) The information in the frequency table is shown in this cumulative frequency diagram.

View solution

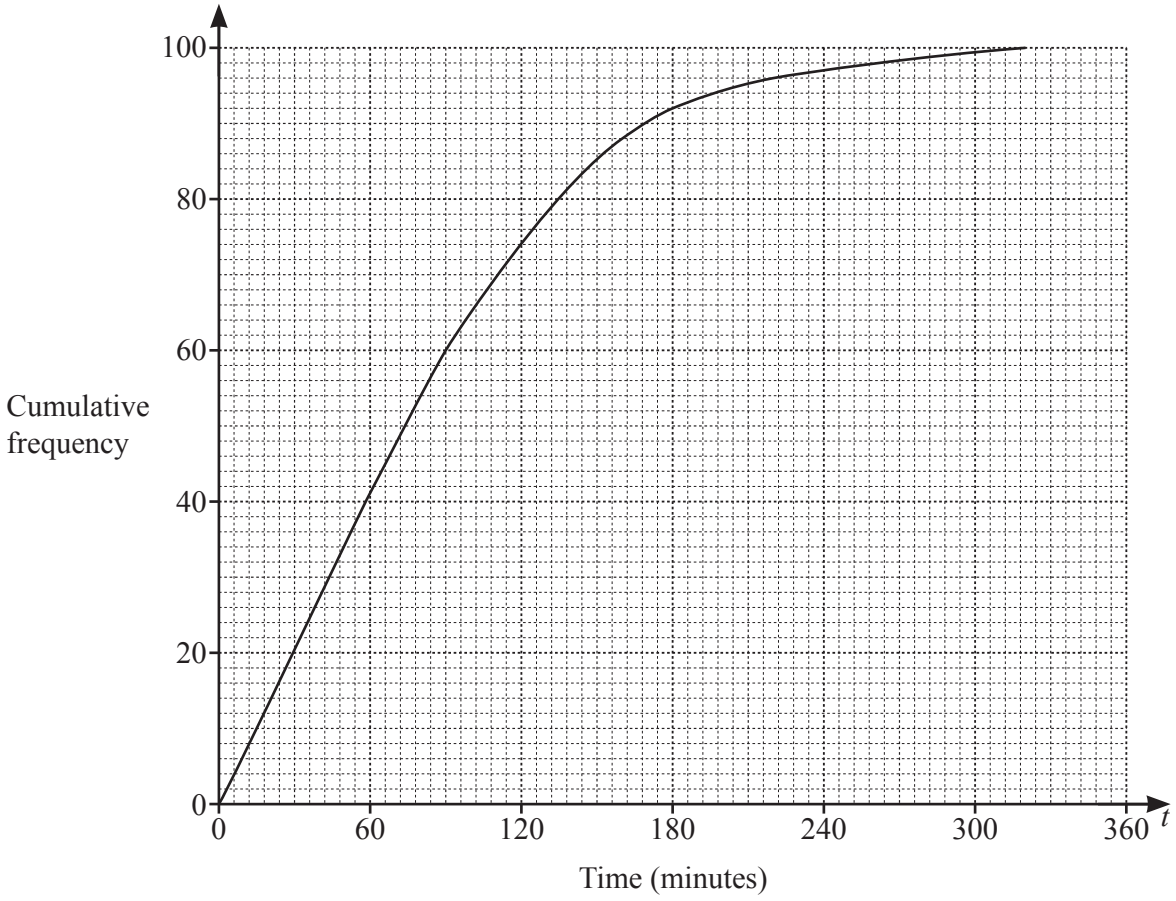

Use the cumulative frequency diagram to find an estimate of

(a) the 60th percentile,

..... min [1]

(b) the number of children who spent more than 3 hours exercising.

..... [2]

(iii) A histogram is drawn to show the information in the frequency table.
The height of the bar for the interval $60 < t \leqslant 100$ is 10.8 cm.

View solution

Calculate the height of the bar for the interval $160 < t \leqslant 220$.

..... cm [2]

© UCLES 2020

4 **(a)** A rectangle measures 8.5 cm by 10.7 cm, both correct to 1 decimal place.

Calculate the upper bound of the perimeter of the rectangle.

View solution

..... cm [3]

(b)

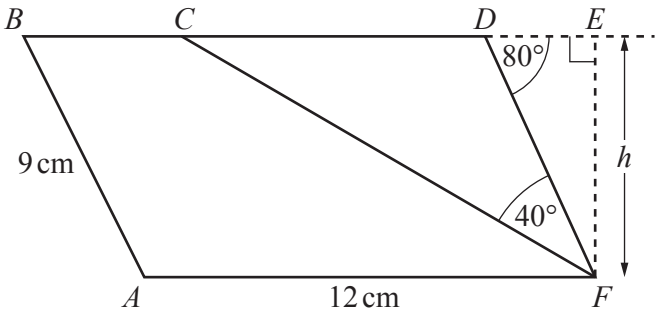

NOT TO SCALE

View solution

ABDF is a parallelogram and *BCDE* is a straight line.
$AF = 12$ cm, $AB = 9$ cm, angle $CFD = 40°$ and angle $FDE = 80°$.

(i) Calculate the height, h, of the parallelogram.

$h =$ ..... cm [2]

(ii) Explain why triangle *CDF* is isosceles.

View solution

.....

..... [2]

(iii) Calculate the area of the **trapezium** *ABCF*.

View solution

..... cm^2 [3]

© UCLES 2020

(c)

View solution

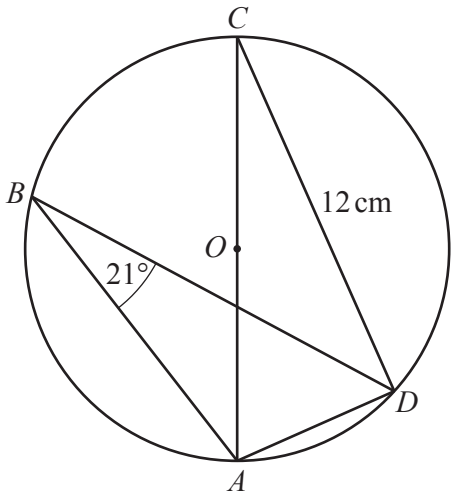

NOT TO SCALE

A, B, C and D are points on the circle, centre O.
Angle $ABD = 21°$ and $CD = 12$ cm.

Calculate the area of the circle.

..... cm^2 [5]

(d)

View solution

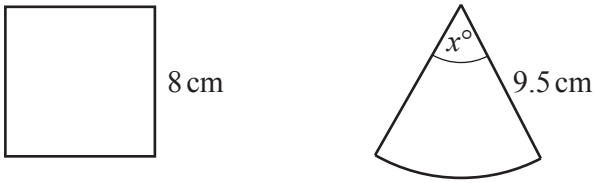

NOT TO SCALE

The diagram shows a square with side length 8 cm and a sector of a circle with radius 9.5 cm and sector angle $x°$.
The perimeter of the square is equal to the perimeter of the sector.

Calculate the value of x.

$x =$ ..... [3]

© UCLES 2020

5 **(a)** The diagram shows the graph of $y = f(x)$ for $-3 \leqslant x \leqslant 3$.

View solution

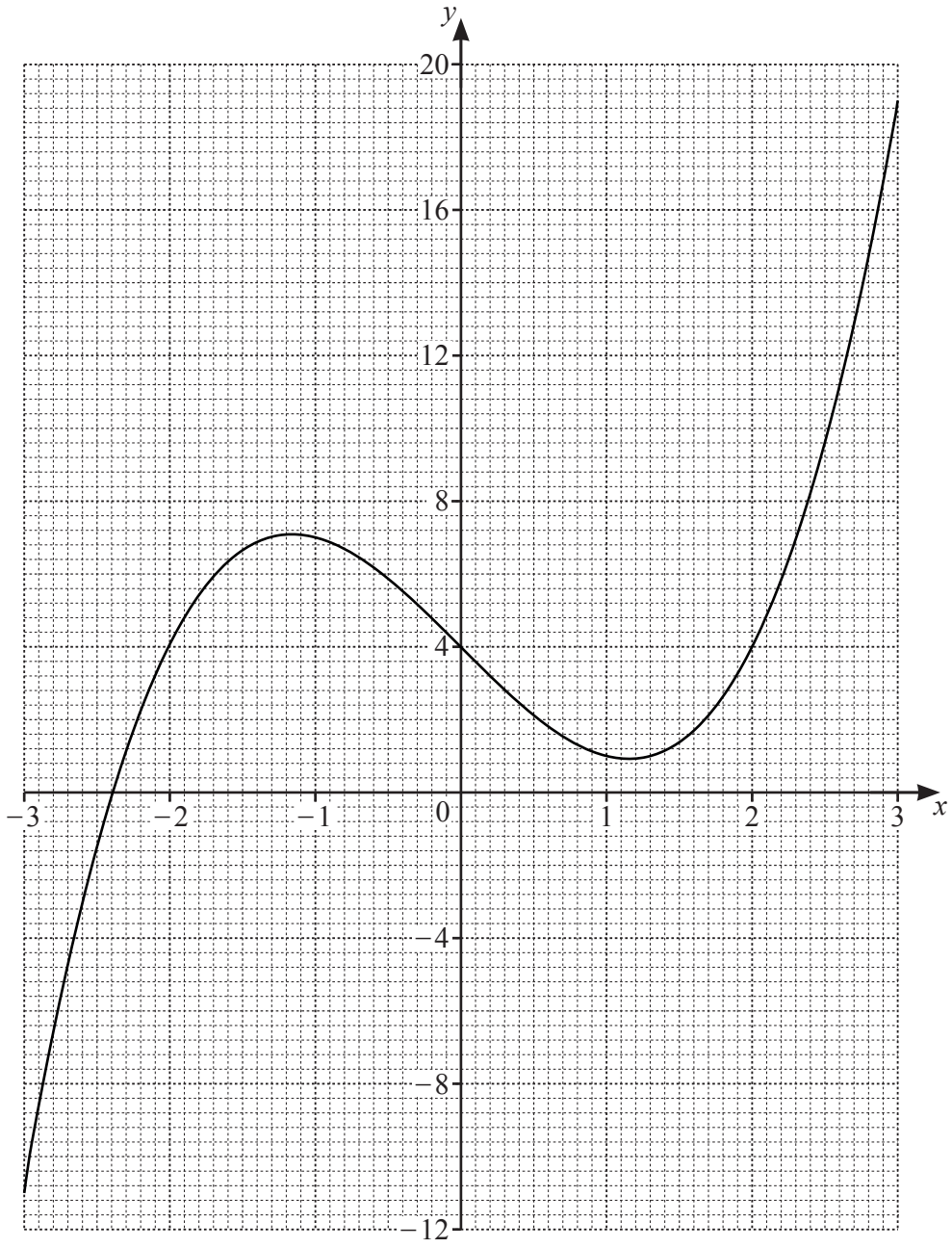

(i) Solve $f(x) = 14$.

$x =$ ..... [1]

(ii) By drawing a suitable tangent, find an estimate of the gradient of the graph at the point $(-2, 4)$.

View solution

..... [3]

© UCLES 2020

(iii) By drawing a suitable straight line on the grid, solve $f(x) = 2x - 2$ for $-3 \leqslant x \leqslant 3$.

View solution

$x =$ ..... [3]

(b)

View solution

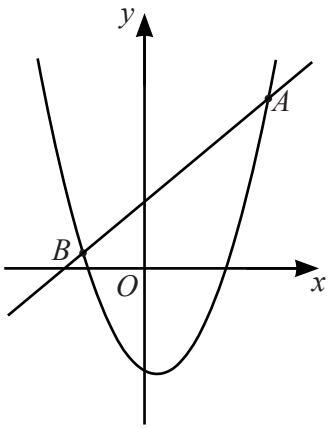

NOT TO SCALE

The diagram shows a curve with equation $y = 2x^2 - 2x - 7$.
The straight line with equation $y = 3x + 5$ intersects the curve at the points A and B.

Find the coordinates of the points A and B.

A (..... , ...)

B (..... , ...) [5]

6

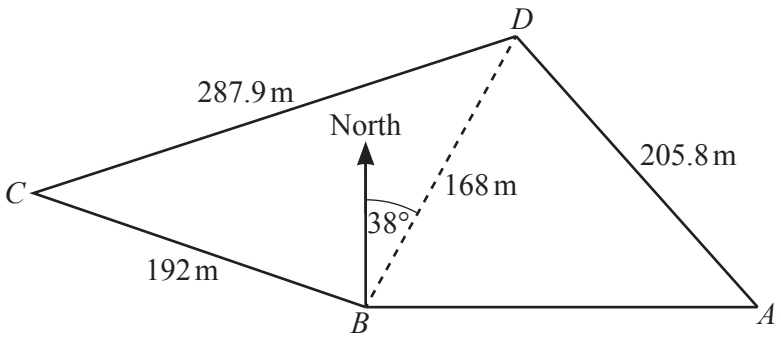

NOT TO SCALE

The diagram shows a field, *ABCD*, on horizontal ground.
$BC = 192$ m, $CD = 287.9$ m, $BD = 168$ m and $AD = 205.8$ m.

(a) (i) Calculate angle *CBD* and show that it rounds to 106.0°, correct to 1 decimal place.

View solution

[4]

(ii) The bearing of *D* from *B* is 038°.

Find the bearing of *C* from *B*.

View solution

..... [1]

(iii) *A* is **due east** of *B*.

Calculate the bearing of *D* from *A*.

View solution

..... [5]

(b) (i) Calculate the area of triangle *BCD*.

View solution

..... m^2 [2]

(ii) Tomas buys the triangular part of the field, *BCD*.
The cost is \$35 750 per hectare.

View solution

Calculate the amount he pays.
Give your answer correct to the nearest \$100.
[1 hectare = 10 000 m^2]

\$ ..... [2]

7

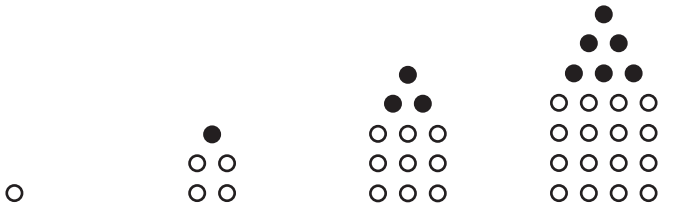

Diagram 1 Diagram 2 Diagram 3 Diagram 4

These are the first four diagrams of a sequence.
The diagrams are made from white dots and black dots.

(a) Complete the table for Diagram 5 and Diagram 6.

View solution

Diagram	1	2	3	4	5	6
Number of white dots	1	4	9	16		
Number of black dots	0	1	3	6		
Total number of dots	1	5	12	22		

[2]

(b) Write an expression, in terms of n, for the number of white dots in Diagram n.

View solution

..... [1]

(c) The expression for the total number of dots in Diagram n is $\frac{1}{2}(3n^2 - n)$.

View solution

(i) Find the total number of dots in Diagram 8.

..... [1]

(ii) Find an expression for the number of black dots in Diagram n.
Give your answer in its simplest form.

View solution

..... [2]

© UCLES 2020

(d) T is the total number of dots used to make **all** of the first n diagrams.

View solution

$$T = an^3 + bn^2$$

Find the value of a and the value of b.
You must show all your working.

$a =$ .....

$b =$ ..... [5]

8 **(a)** Factorise completely.

$3a^2b - ab^2$

View solution

..... [2]

(b) Solve the inequality.

$3x + 12 < 5x - 3$

View solution

..... [2]

(c) Simplify.

$\left(3x^2y^4\right)^3$

View solution

..... [2]

(d) Solve.

$\frac{2}{x} = \frac{6}{2-x}$

View solution

$x =$ ..... [3]

(e) Expand and simplify.

$(x-2)(x+5)(2x-1)$

View solution

..... [3]

(f) Alan invests \$200 at a rate of r% per year compound interest.
After 2 years the value of his investment is \$206.46 .

View solution

(i) Show that $r^2 + 200r - 323 = 0$.

[3]

(ii) Solve the equation $r^2 + 200r - 323 = 0$ to find the rate of interest.
Show all your working and give your answer correct to 2 decimal places.

View solution

$r =$ ..... [3]

9 **(a)** There are 32 students in a class.

View solution

5 do not study any languages.
15 study German (G).
18 study Spanish (S).

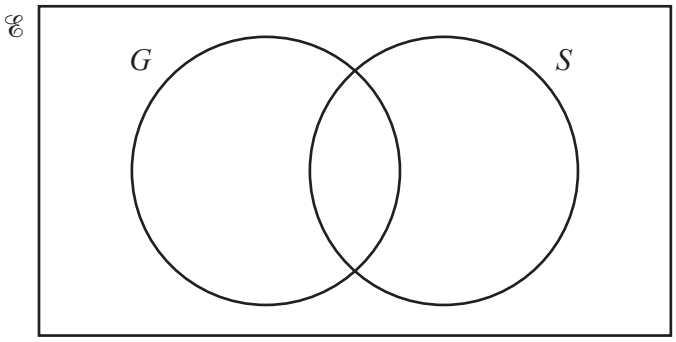

(i) Complete the Venn diagram to show this information. [2]

(ii) A student is chosen at random.

View solution

Find the probability that the student studies Spanish but not German.

..... [1]

(iii) A student who studies German is chosen at random.

View solution

Find the probability that this student also studies Spanish.

..... [1]

© UCLES 2020

(b) A bag contains 54 red marbles and some blue marbles.
36% of the marbles in the bag are red.

View solution

Find the number of blue marbles in the bag.

..... [2]

(c) Another bag contains 15 red beads and 10 yellow beads.
Ariana picks a bead at random, records its colour and replaces it in the bag.
She then picks another bead at random.

View solution

(i) Find the probability that she picks two red beads.

..... [2]

(ii) Find the probability that she does not pick two red beads.

View solution

..... [1]

(d) A box contains 15 red pencils, 8 yellow pencils and 2 green pencils.
Two pencils are picked at random without replacement.

View solution

Find the probability that at least one pencil is red.

..... [3]

© UCLES 2020

10 (a)

View solution

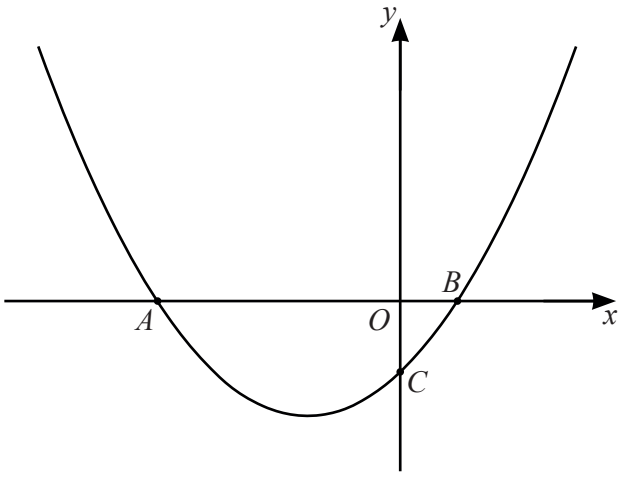

NOT TO SCALE

The diagram shows a sketch of the curve $y = x^2 + 3x - 4$.

(i) Find the coordinates of the points A, B and C.

A (..... , ...)

B (..... , ...)

C (..... , ...) [4]

(ii) Differentiate $x^2 + 3x - 4$.

View solution

..... [2]

(iii) Find the equation of the tangent to the curve at the point (2, 6).

View solution

..... [3]

© UCLES 2020

(b)

View solution

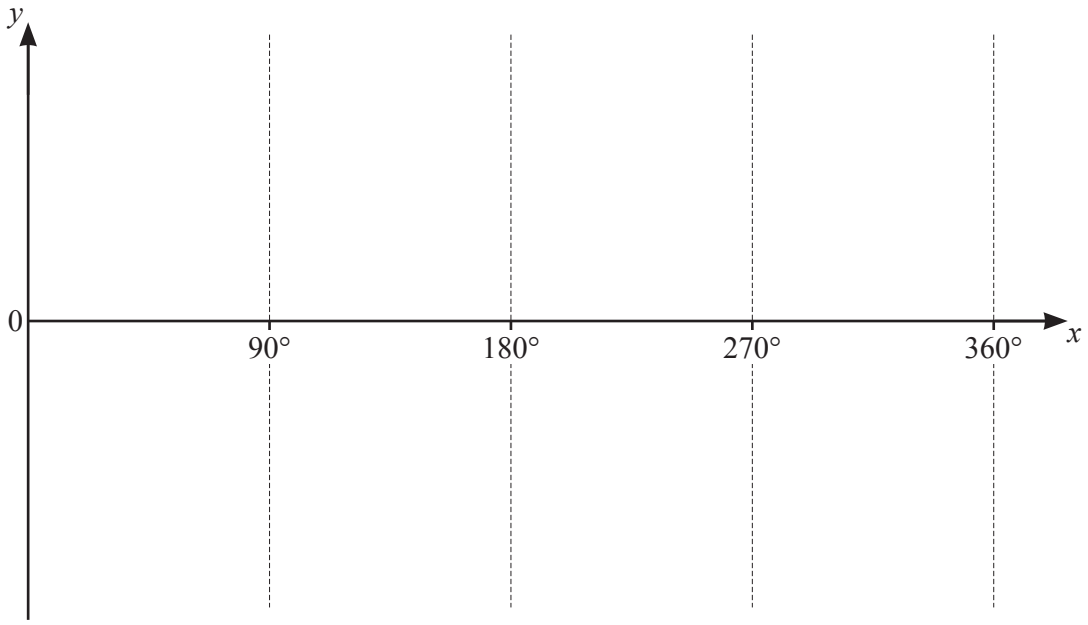

(i) On the diagram, sketch the graph of $y = \tan x$ for $0° \leqslant x \leqslant 360°$. [2]

(ii) Solve the equation $5\tan x = -7$ for $0° \leqslant x \leqslant 360°$.

View solution

$x =$ ..... or $x =$ ..... [3]

BLANK PAGE

Permission to reproduce items where third-party owned material protected by copyright is included has been sought and cleared where possible. Every reasonable effort has been made by the publisher (UCLES) to trace copyright holders, but if any items requiring clearance have unwittingly been included, the publisher will be pleased to make amends at the earliest possible opportunity.

To avoid the issue of disclosure of answer-related information to candidates, all copyright acknowledgements are reproduced online in the Cambridge Assessment International Education Copyright Acknowledgements Booklet. This is produced for each series of examinations and is freely available to download at www.cambridgeinternational.org after the live examination series.

Cambridge Assessment International Education is part of the Cambridge Assessment Group. Cambridge Assessment is the brand name of the University of Cambridge Local Examinations Syndicate (UCLES), which itself is a department of the University of Cambridge.