Cambridge Assessment International Education

Cambridge IGCSE™

CANDIDATE NAME									
CENTRE NUMBER						CANDIDATE NUMBER				

MATHEMATICS **0580/32**

Paper 3 (Core) **October/November 2023**

2 hours

You must answer on the question paper.

You will need: Geometrical instruments

INSTRUCTIONS

- Answer **all** questions.
- Use a black or dark blue pen. You may use an HB pencil for any diagrams or graphs.
- Write your name, centre number and candidate number in the boxes at the top of the page.
- Write your answer to each question in the space provided.
- Do **not** use an erasable pen or correction fluid.
- Do **not** write on any bar codes.
- You should use a calculator where appropriate.
- You may use tracing paper.
- You must show all necessary working clearly.
- Give non-exact numerical answers correct to 3 significant figures, or 1 decimal place for angles in degrees, unless a different level of accuracy is specified in the question.
- For π, use either your calculator value or 3.142.

INFORMATION

- The total mark for this paper is 104.
- The number of marks for each question or part question is shown in brackets [ ].

© UCLES 2023

1 **(a)** The bar chart shows the number of goals scored by a team in each of 5 months.

View solution

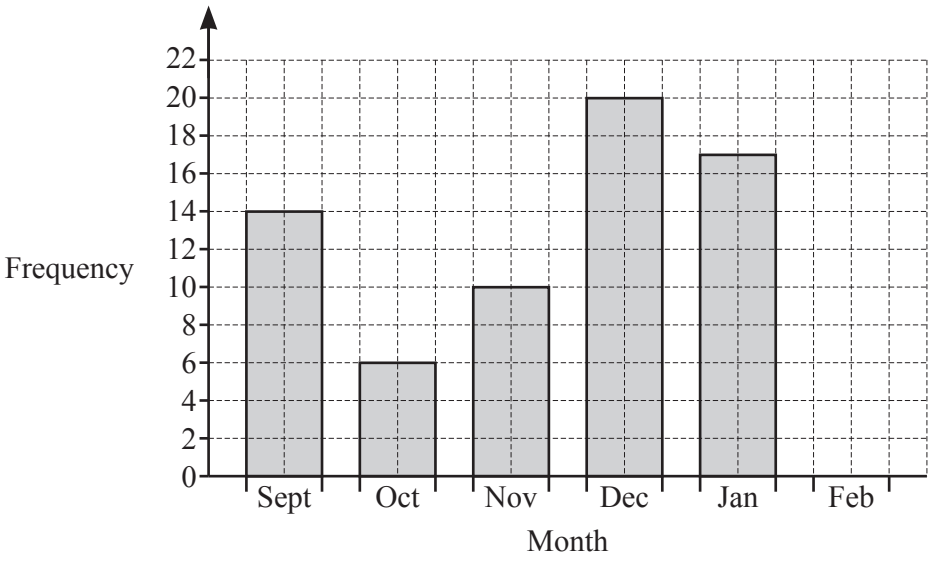

(i) In February, 12 goals are scored.

Complete the bar chart. [1]

(ii) How many more goals were scored in January than in October?

View solution

..... [1]

(b) Find the range of the number of goals scored.

View solution

..... [1]

(c) **(i)** The team shop is open from 09 00 to 17 15 on Monday to Friday only.

View solution

Work out how long the shop is open each week.
Give your answer in hours and minutes.

..... h ..... min [3]

(ii) Bruno buys a shirt for $36 and a scarf for $12.25 .
He pays with a $50 note.

View solution

Work out how much change he receives.

$ ..... [2]

© UCLES 2023

(d)

View solution

Ticket prices	
Adult	$35
Child	$20
Senior	$25

(i) Calculate the cost of 150 adult tickets, 70 child tickets and 30 senior tickets.

$ ..... [3]

(ii) Calculate the percentage of these tickets that are senior tickets.

View solution

..... % [2]

(e) A game starts at 15 00.
The team plays for 90 minutes.
There is also a break of 15 minutes.

View solution

Find the time the game ends.

..... [2]

© UCLES 2023

2 (a) (i)

View solution

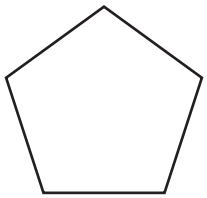

Write down the mathematical name for this polygon.

..... [1]

(ii)

View solution

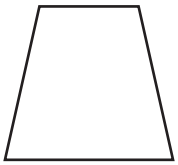

Write down the mathematical name for this quadrilateral.

..... [1]

(iii)

View solution

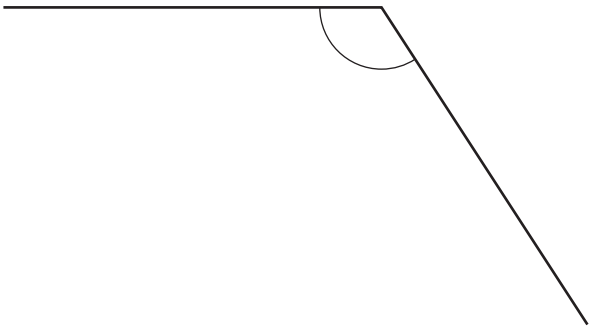

(a) Write down the mathematical name for this type of angle.

..... [1]

(b) Measure the size of this angle.

..... [1]

(b)

View solution



Draw the lines of symmetry on this rectangle. [2]

(c) A cuboid measures 6 cm by 3 cm by 2 cm.

View solution

(i) Work out the volume of the cuboid.

..... cm^3 [1]

View solution

(ii) Draw a net of the cuboid on the 1 cm^2 grid.
One face has been drawn for you.

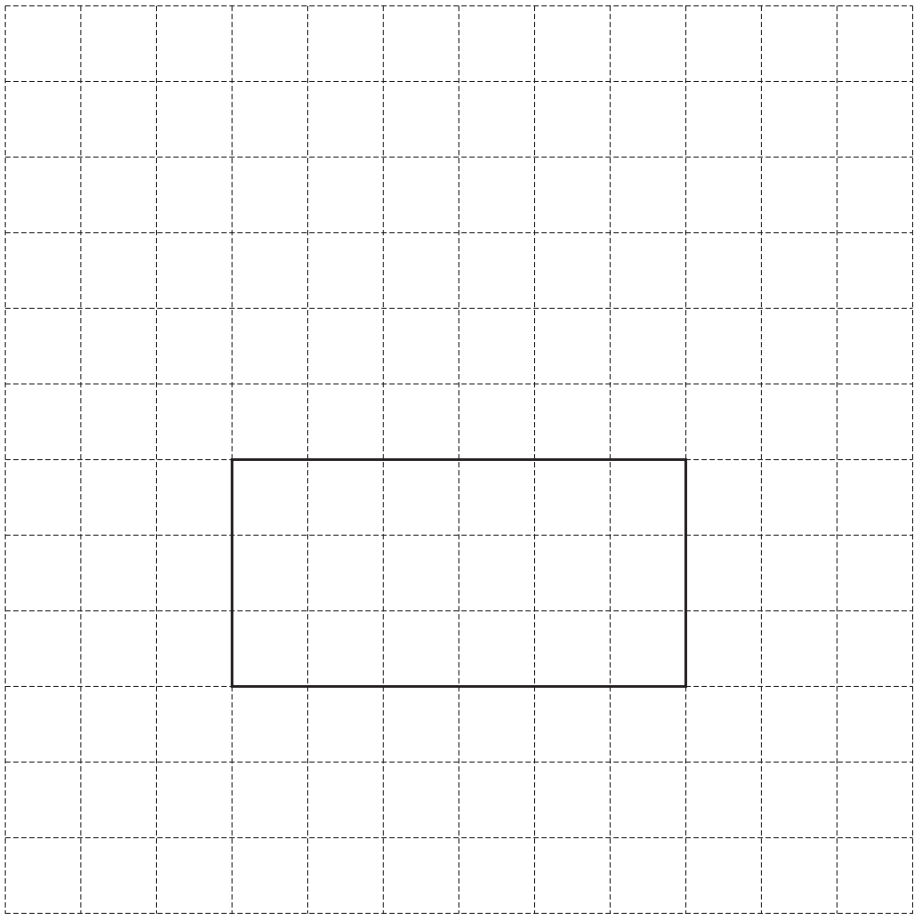

[3]

3 **(a)** Write the number fourteen thousand and ninety-seven in figures.

View solution

..... [1]

(b) Write down a common multiple of 17 and 5.

View solution

..... [1]

(c) Write 0.25 as a percentage.

View solution

..... % [1]

(d) Find the value of

View solution

(i) 7^5

..... [1]

(ii) 8^0.

View solution

..... [1]

(e) Ranjit buys some plants and sells $\frac{5}{11}$ of them.
He sells 190 plants.

View solution

Work out how many plants he buys.

..... [2]

(f) Factorise completely.

$$15x^3y - 3x$$

View solution

..... [2]

(g) Make n the subject of the formula $V = 3n + t$.

View solution

$n =$ ..... [2]

(h) $7^{15} \div 7^x = 7^9$

View solution

Find the value of x.

$x =$ ..... [1]

© UCLES 2023

4 **(a)** Complete the table of values for $y = x^2 - 4x - 2$.

View solution

x	-2	-1	0	1	2	3	4	5
y		3	-2	-5		-5	-2	3

[2]

(b) On the grid, draw the graph of $y = x^2 - 4x - 2$ for $-2 \leqslant x \leqslant 5$.

View solution

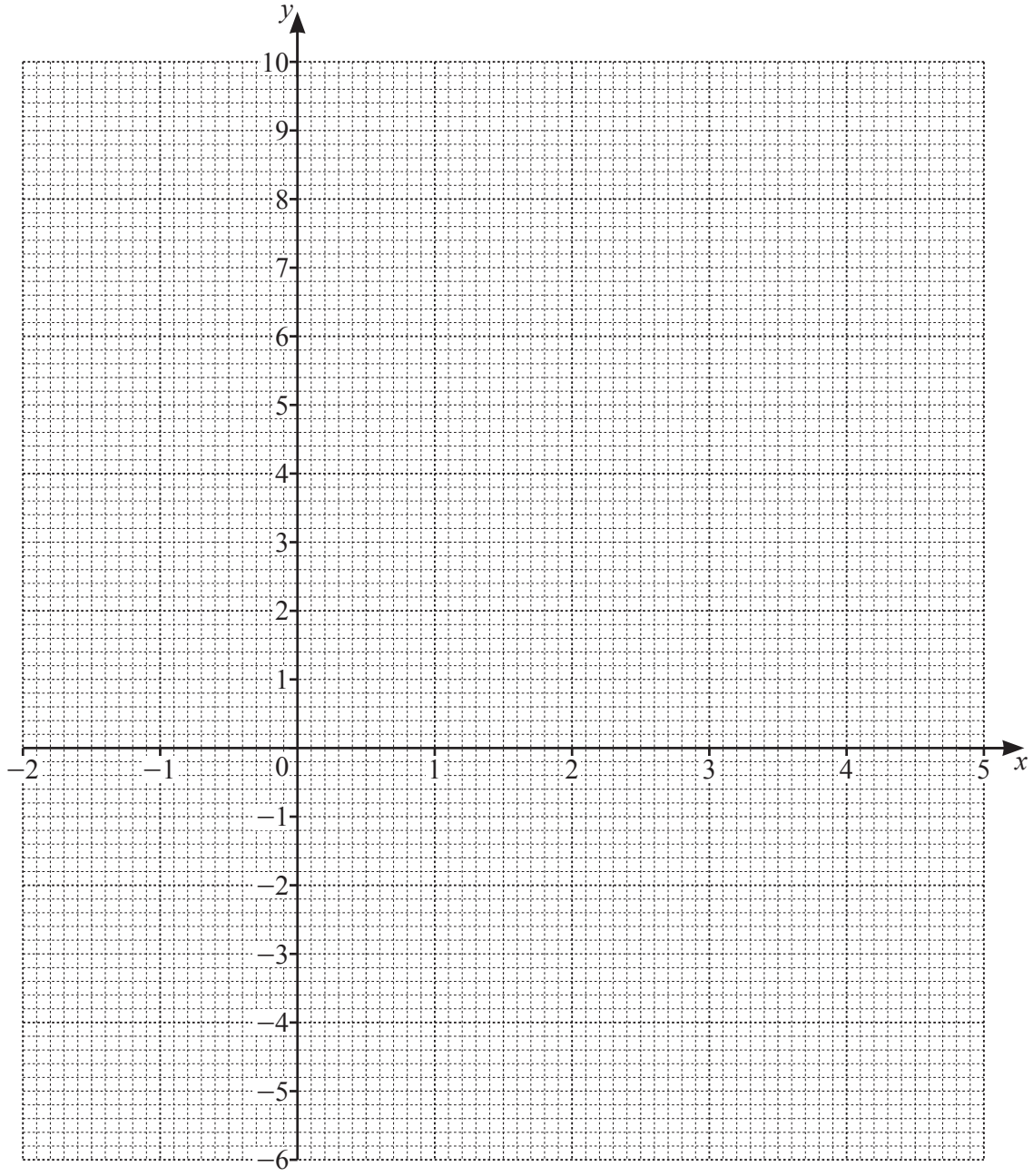

[4]

(c) Use your graph to solve the equation $x^2 - 4x - 2 = 0$.

View solution

$x =$ ..... or $x =$ ..... [2]

© UCLES 2023

5 Heidi records the colour of each of 500 cars crossing a bridge.
The pie chart shows some of this information.

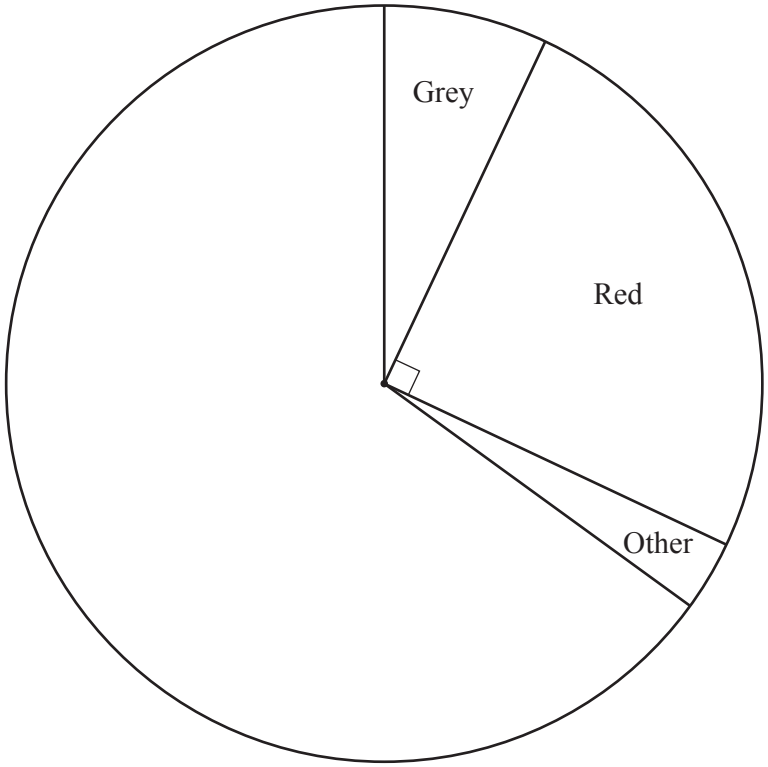

(a) How many cars are red?

View solution

..... [1]

(b) 35 cars are grey.

Show, by calculation, that the sector angle for grey is 25.2°.

View solution

[1]

(c) 175 cars are white and 150 cars are black.

Complete the pie chart to show this information.

View solution

[2]

© UCLES 2023

(d) Find the probability that a car chosen at random is **not** grey.

Give your answer as a fraction in its simplest form.

View solution

..... [2]

(e) Another 320 cars cross the bridge.

How many of these 320 cars are expected to be white?

View solution

..... [2]

(f) Heidi also records the number of people in each car crossing the bridge for one hour.

View solution

Number of people	Frequency
1	20
2	6
3	0
4	15
5	8
6	12

Calculate the mean.

..... [3]

© UCLES 2023

6 **(a)** Simplify.

$a + 4a - 3a$

View solution

..... [1]

(b) Simplify.

$8b - 4 \times 7b$

View solution

..... [1]

(c)

View solution

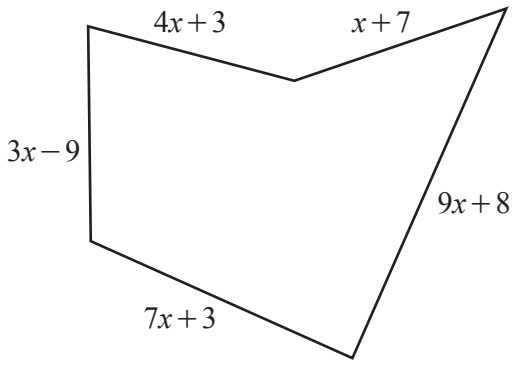

NOT TO SCALE

The perimeter of this shape is equal to the perimeter of a square.

Find an expression for the length of one side of the square.
Give your answer in its simplest form.

..... [4]

(d) Victoria buys 5 cups of tea and 4 cakes for \$15.69 .
Isabella buys 3 cups of tea and 7 cakes for \$17.97 .

Write down a pair of simultaneous equations and solve them to find the cost of one cup of tea and the cost of one cake.
You must show all your working.

View solution

Tea \$ .....

Cake \$ ..... [6]

7 Elize, Lily and Marco start a business.

View solution

(a) Elize invests \$5000.
Lily invests \$8000.
Marco invests \$3000.

After one year they make a profit of \$40 000.
They share this profit in the ratio of their investments.

Work out how much they each receive.

Elize \$ .....

Lily \$ .....

Marco \$ ..... [3]

View solution

(b) **(i)** Lily buys 20 rolls of ribbon.
8 are red, 6 are blue, 4 are yellow and 2 are pink.
A roll of ribbon is chosen at random.

On the probability scale, draw an arrow (↓) to show the probability that this roll is

(a) yellow

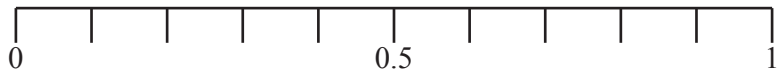

[1]

(b) not red

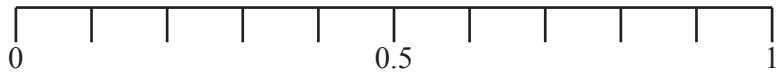

[1]

(c) green.

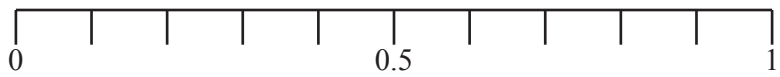

[1]

View solution

(ii) The length, l m, of a roll of ribbon is 120 m, correct to the nearest metre.

Complete this statement about the value of l.

..... $\leqslant l <$ ..... [2]

© UCLES 2023

(c) Elize buys some picture frames.
The frames cost \$5.80 each in New York and 4.50 euros each in Paris.
The exchange rate is 1 euro = \$1.37 .

View solution

Calculate the difference in the cost in euros.
Give your answer correct to 2 decimal places.

..... euros [3]

(d) Elize buys a framed picture.

View solution

(i)

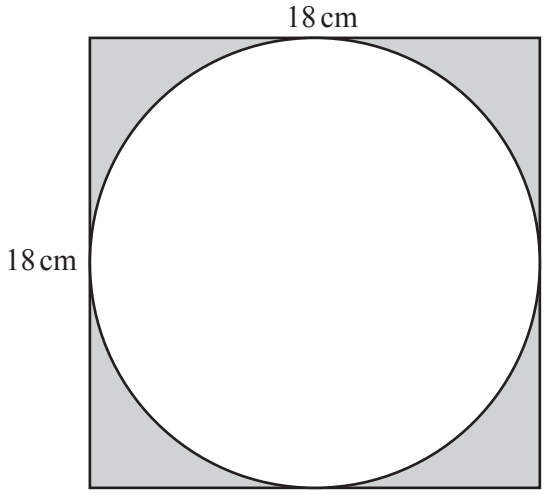

NOT TO SCALE

The picture is a circle with diameter 18 cm.
The frame is a square of side length 18 cm.

Calculate the shaded area.

..... cm^2 [3]

(ii) Elize buys the framed picture for \$12.50 .
She sells the framed picture for \$20.25 .

View solution

Calculate the percentage profit.

..... % [2]

© UCLES 2023

8 **(a)** In triangle RST, $RT = 7$ cm and $ST = 4$ cm.

View solution

(i) **Using a ruler and compasses only**, construct triangle RST.
Leave in your construction arcs.
The line RS has been drawn for you.

R ——————————————————— S

[2]

(ii) Measure the distance from S to the midpoint of RT.
Give your answer in millimetres.

View solution

..... mm [1]

(b) Town A is 8.5 cm from town B on a map.
The scale of the map is 1 : 50 000.

View solution

Calculate the actual distance from town A to town B.
Give your answer in kilometres.

..... km [2]

© UCLES 2023

(c)

View solution

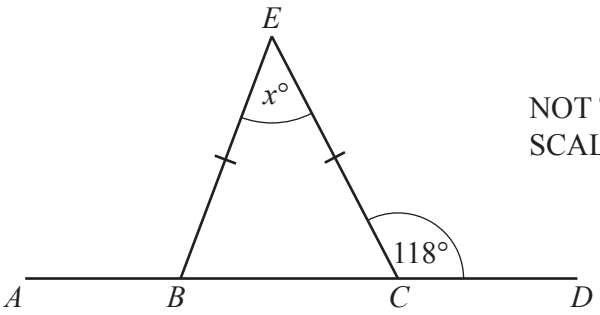

NOT TO SCALE

The diagram shows triangle BCE and a straight line $ABCD$.
$BE = CE$ and angle $DCE = 118°$.

Find the value of x.

$x =$ ..... [2]

(d)

View solution

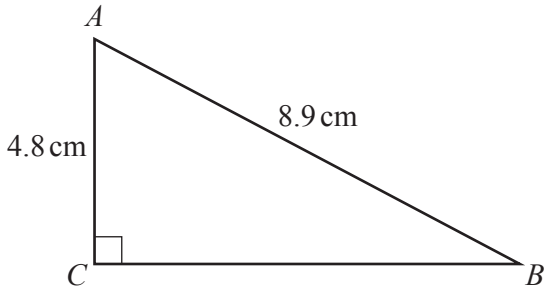

NOT TO SCALE

The diagram shows a right-angled triangle ABC.

Show that BC is 7.5 cm, correct to 2 significant figures.

[3]

Question 9 is printed on the next page.

9 Triangles A, B and C are shown on the grid.

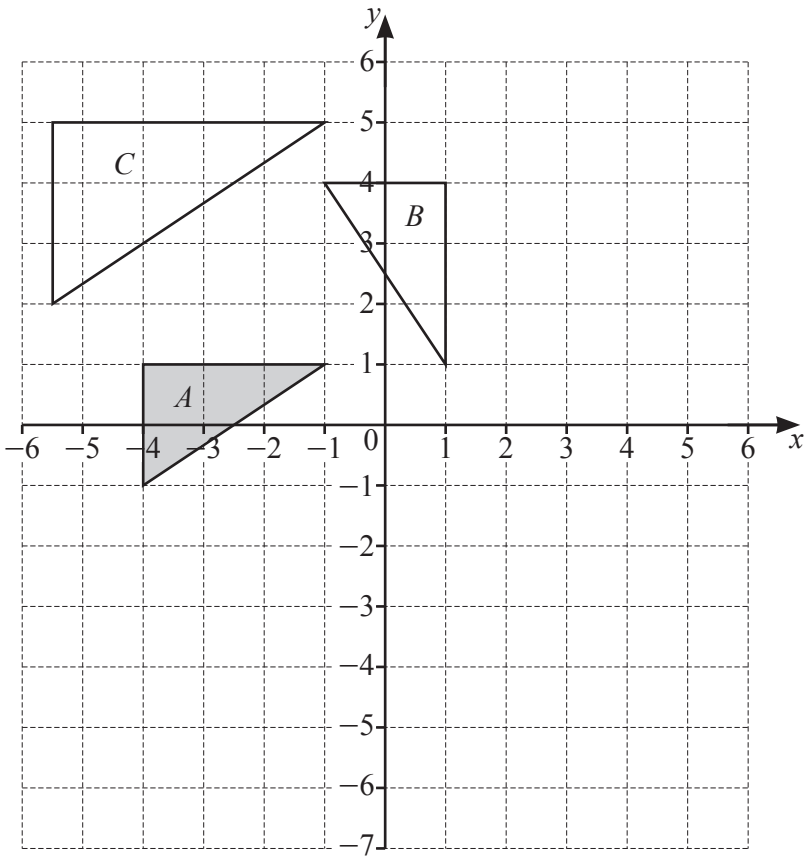

(a) Describe fully the **single** transformation that maps triangle A onto triangle B.

View solution

.....

..... [3]

(b) Describe fully the **single** transformation that maps triangle A onto triangle C.

View solution

.....

..... [3]

(c) On the grid, translate triangle A by the vector $\begin{pmatrix} 6 \\ -4 \end{pmatrix}$. [2]

View solution

(d) On the grid, reflect triangle A in the line $y = -2$. [2]

View solution

Permission to reproduce items where third-party owned material protected by copyright is included has been sought and cleared where possible. Every reasonable effort has been made by the publisher (UCLES) to trace copyright holders, but if any items requiring clearance have unwittingly been included, the publisher will be pleased to make amends at the earliest possible opportunity.

To avoid the issue of disclosure of answer-related information to candidates, all copyright acknowledgements are reproduced online in the Cambridge Assessment International Education Copyright Acknowledgements Booklet. This is produced for each series of examinations and is freely available to download at www.cambridgeinternational.org after the live examination series.

Cambridge Assessment International Education is part of Cambridge Assessment. Cambridge Assessment is the brand name of the University of Cambridge Local Examinations Syndicate (UCLES), which is a department of the University of Cambridge.