Cambridge International Examinations
Cambridge International General Certificate of Secondary Education

BIOLOGY **0610/13**

Paper 1 Multiple Choice (Core) **May/June 2018**

45 minutes

Additional Materials: Multiple Choice Answer Sheet
Soft clean eraser
Soft pencil (type B or HB is recommended)

READ THESE INSTRUCTIONS FIRST

Write in soft pencil.
Do not use staples, paper clips, glue or correction fluid.
Write your name, Centre number and candidate number on the Answer Sheet in the spaces provided unless this has been done for you.
DO **NOT** WRITE IN ANY BARCODES.

There are **forty** questions on this paper. Answer **all** questions. For each question there are four possible answers **A**, **B**, **C** and **D**.
Choose the **one** you consider correct and record your choice in **soft pencil** on the separate Answer Sheet.

Read the instructions on the Answer Sheet very carefully.

Each correct answer will score one mark. A mark will not be deducted for a wrong answer.
Any rough working should be done in this booklet.
Electronic calculators may be used.

This syllabus is approved for use in England, Wales and Northern Ireland as a Cambridge International Level 1/Level 2 Certificate.

© UCLES 2018

CAMBRIDGE International Examinations

1 Which organisms carry out respiration, growth, movement and excretion?

View solution

A all animals and all plants

B animals only

C arthropods and flowering plants only

D plants only

2 The diagram shows an animal whose scientific name is *Falco peregrinus*.

View solution



To which species does it belong?

A bird

B *F. peregrinus*

C *Falco*

D vertebrate

3 What kind of skin do amphibians have?

View solution

A dry without scales

B dry with scales

C moist without scales

D moist with scales

© UCLES 2018

4 The diagram shows a flowering plant.

View solution



Use the key to identify the plant.

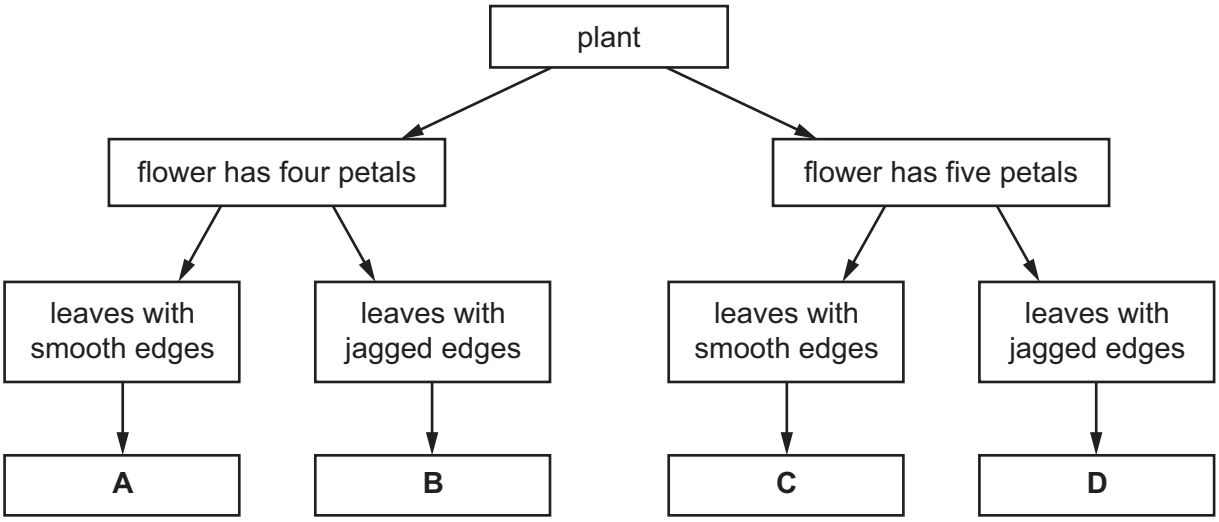

5 The diagram shows a plant cell.

View solution

In which labelled part of the cell is sugar made?

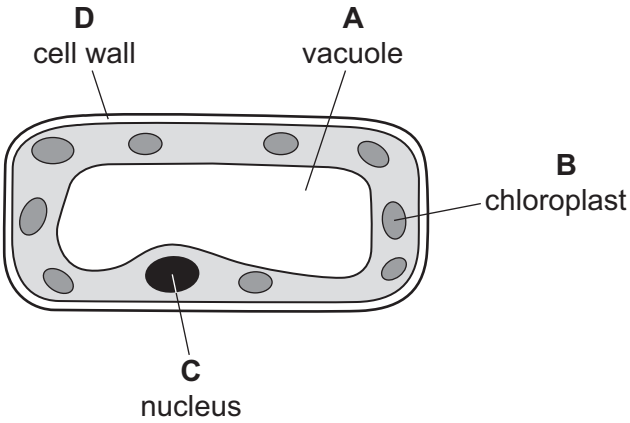

6 Why do some root cells have root hairs?

View solution

A for the maintenance of the temperature of the cell sap

B to increase the surface area of the cells

C to increase the volume of the cell sap

D to provide a place for cell nuclei

7 The diagram shows a section through an alveolus and through a capillary.

View solution

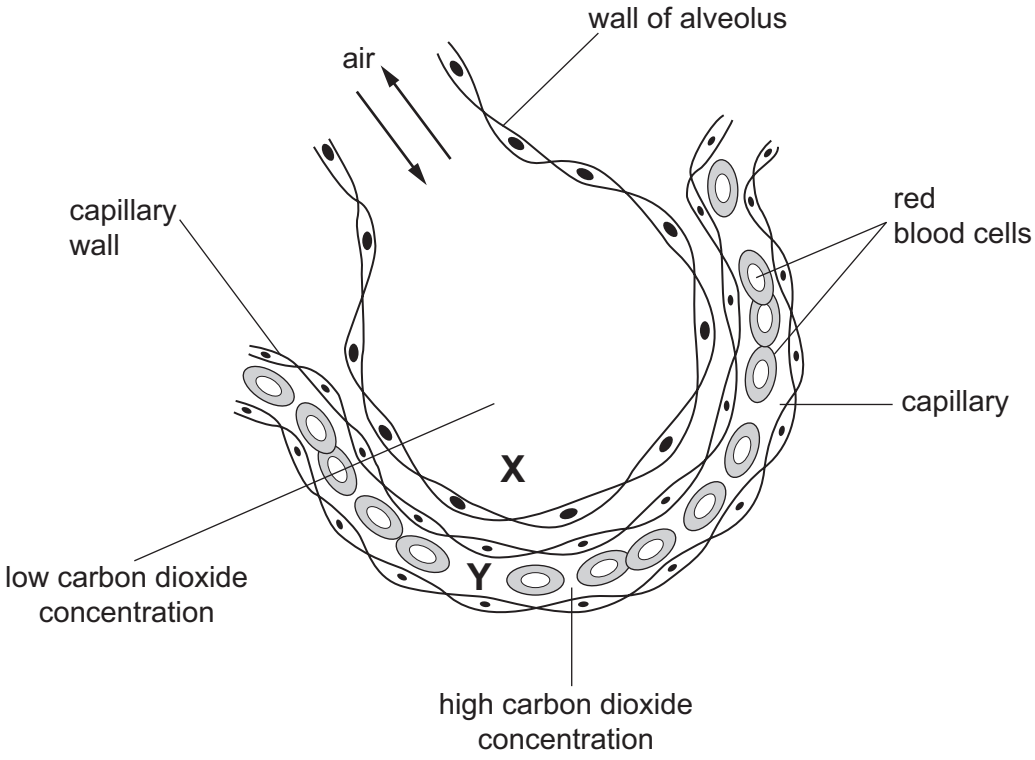

How does carbon dioxide move from **Y** to **X**?

A by diffusion

B by osmosis

C by translocation

D by transpiration

8 Which part of a plant root hair is partially permeable?

View solution

A the cell sap

B the cell surface membrane

C the cell vacuole

D the cell wall

© UCLES 2018

9 The table shows the results of food tests carried out on a fruit.

View solution

test	Benedict's	biuret	ethanol	iodine
result	positive	positive	negative	negative

What did the fruit contain?

A fat and reducing sugar

B fat and starch

C protein and reducing sugar

D protein and starch

10 An experiment was carried out to investigate the effect of pH on enzyme action. The graph shows the results.

View solution

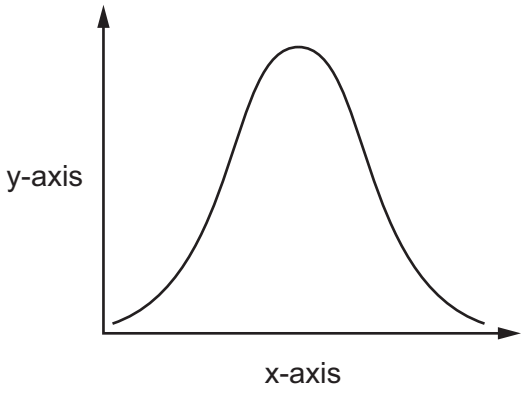

What are the labels for the x-axis and the y-axis?

	x-axis	y-axis
A	pH	rate of reaction
B	pH	time
C	rate of reaction	pH
D	time	pH

© UCLES 2018

11 The diagram shows a section through a leaf.

View solution

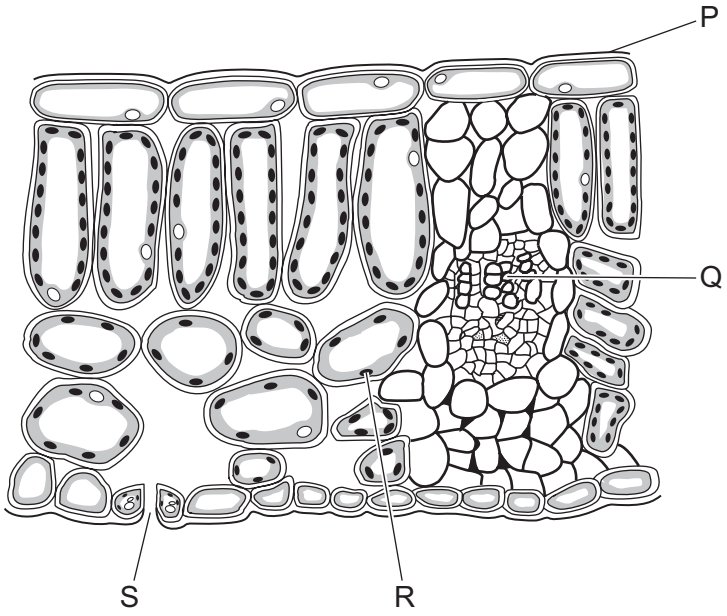

What are structures P, Q, R and S?

	P	Q	R	S
A	chloroplast	phloem	palisade tissue	xylem
B	cuticle	xylem	chloroplast	stoma
C	phloem	palisade tissue	cuticle	stoma
D	xylem	chloroplast	phloem	cuticle

View solution

12 A lack of which dietary component can result in constipation?

A fat

B fibre (roughage)

C carbohydrate

D protein

View solution

13 A woman requires more calcium in her diet when she is pregnant.

Which statement explains why?

A bone growth in the fetus

B muscle growth in the fetus

C production of haemoglobin in the fetus

D to provide energy for the fetus

© UCLES 2018

14 The diagram shows part of the alimentary canal.

View solution

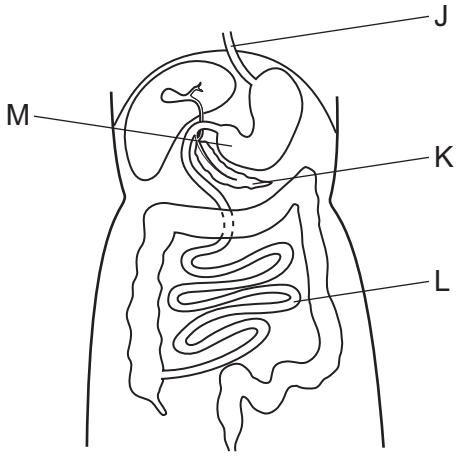

Which row correctly identifies the structures labelled J to M?

	J	K	L	M
A	oesophagus	pancreas	small intestine	stomach
B	pancreas	small intestine	stomach	oesophagus
C	small intestine	stomach	oesophagus	pancreas
D	stomach	oesophagus	pancreas	small intestine

15 The diagram shows the pathway of water from the soil through a plant.

View solution

$$\text{soil} \rightarrow \text{X} \rightarrow \text{Y} \rightarrow \text{Z} \rightarrow \text{mesophyll cells}$$

Which cells are represented by X, Y and Z?

	X	Y	Z
A	root hair cells	root cortex cells	xylem
B	root hair cells	xylem	root cortex cells
C	xylem	root cortex cells	root hair cells
D	xylem	root hair cells	root cortex cells

16 What will **not** affect the rate of transpiration?

View solution

A humidity of the atmosphere

B number of open stomata

C rate of respiration

D temperature

© UCLES 2018

17 The diagram shows the human heart.

View solution

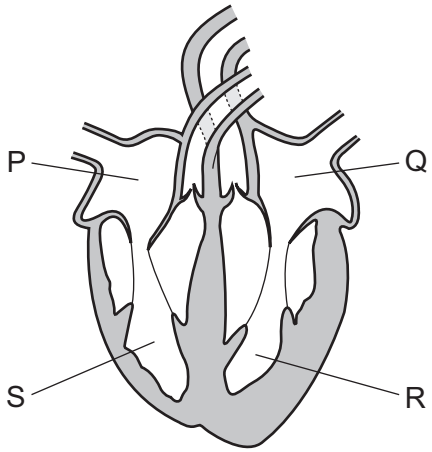

In which order does blood pass through the chambers during a complete circuit of the body after it returns from the lungs?

A Q → R → S → P

B Q → R → P → S

C P → S → Q → R

D P → S → R → Q

18 The diagrams show some components of the blood of a mammal.

View solution

Which component causes the blood to start clotting?

A



B



C



D



19 What is an indirect method of transmitting disease?

View solution

A body fluid

B blood

C food

D skin contact between people

20 A sample of expired air is collected in a gas jar. Another gas jar contains normal atmospheric air.

A lighted candle is placed inside each gas jar as shown. The time taken for each flame to go out is measured. As the candles burn they use up the oxygen available in the jar.

View solution

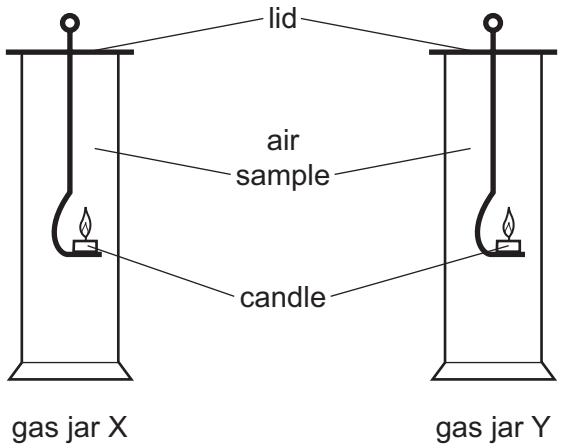

The table shows the results of this experiment.

gas jar	time for candle flame to go out / s
X	15
Y	9

What is an explanation of the difference between the results in jars X and Y?

A Jar X contains atmospheric air which has more carbon dioxide.

B Jar X contains expired air which has more carbon dioxide.

C Jar Y contains atmospheric air which has less oxygen.

D Jar Y contains expired air which has less oxygen.

View solution

21 Which row describes anaerobic respiration?

	energy released	oxygen required	waste products
A	a little	no	lactic acid
B	a little	yes	carbon dioxide and water
C	a lot	no	lactic acid
D	a lot	yes	carbon dioxide and water

22 The diagram shows the excretory system.

View solution

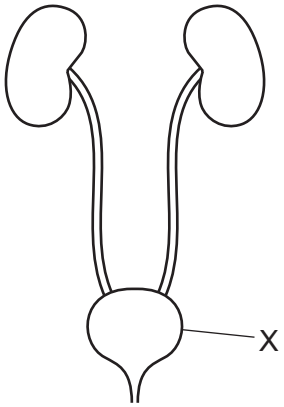

What is structure X?

A bladder

B kidney

C ureter

D urethra

23 What is the correct sequence in a reflex action?

View solution

A receptor → stimulus → motor neurone → relay neurone → sensory neurone → effector

B receptor → stimulus → sensory neurone → relay neurone → motor neurone → effector

C stimulus → receptor → motor neurone → relay neurone → sensory neurone → effector

D stimulus → receptor → sensory neurone → relay neurone → motor neurone → effector

24 In 1921, Banting and Best extracted a substance from the pancreas of an animal. The substance was injected into children whose blood sugar concentrations were too high. The children's blood sugar concentrations were returned to normal.

Which substance in the pancreatic extract would return the children's blood sugar concentrations to normal?

View solution

A adrenaline

B insulin

C glucose

D oestrogen

© UCLES 2018

25 A seed is placed and grown on a rotating disc, as shown.

View solution

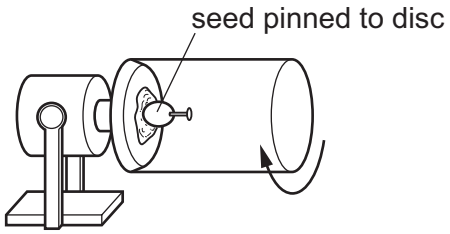

Which diagram shows the appearance of the seedling shoot after seven days?

A **B** **C** **D**



26 Which organ is the site of break down of alcohol in the human body?

View solution

A bladder

B kidney

C liver

D stomach

27 Alcohol is a drug.

View solution

Which statement is correct?

A It can cause COPD.

B It is a depressant.

C It is not addictive.

D It speeds up reaction times.

28 The following statements give information about the reproduction of different organisms.

View solution

1 Daffodil plants produce genetically identical bulbs that grow into a new plant the following year.

2 In summer, female aphids produce genetically identical offspring without fertilisation by a male.

3 Most banana plants are genetically identical because they were produced from one parent plant.

Which statements are examples of asexual reproduction?

A 1, 2 and 3 **B** 1 and 2 only **C** 1 and 3 only **D** 2 and 3 only

© UCLES 2018

29 Which stages in sexual reproduction occur in both flowering plants and human reproduction?

View solution

1 Gametes are made by meiosis.

2 Gametes fuse to form a zygote.

3 The male gamete moves to the female gamete.

A 1, 2 and 3 **B** 1 and 2 only **C** 1 only **D** 2 and 3 only

30 Which part of the female reproductive system produces oestrogen?

View solution

A cervix

B ovary

C oviduct

D uterus

31 Which hormone is responsible for the development of secondary sexual characteristics?

View solution

A FSH

B LH

C oestrogen

D progesterone

32 A length of DNA codes for a protein.

View solution

What is this a definition of?

A a gene

B an amino acid

C an X chromosome

D a Y chromosome

© UCLES 2018

33 The diagrams show human male and female reproductive organs.

View solution

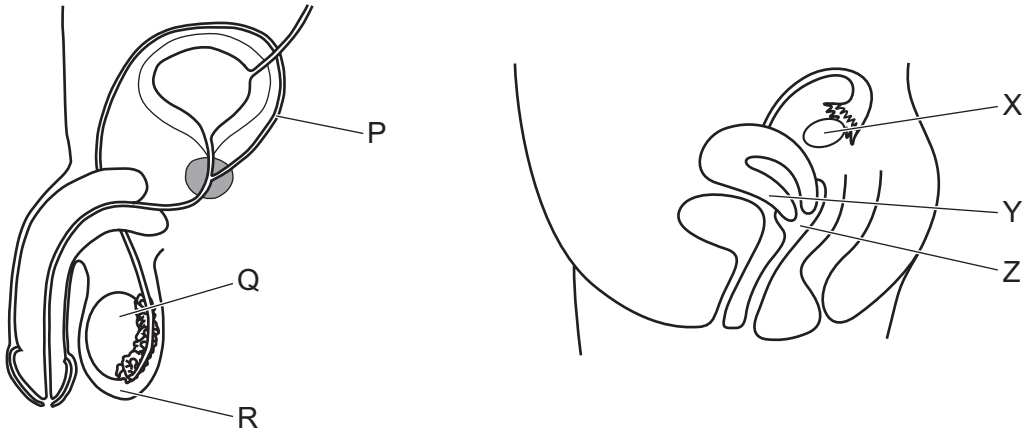

Where does meiosis take place?

A P and X **B** Q and X **C** Q and Y **D** R and Z

34 The bar chart shows the heights of pea plants grown from 500 pea seeds.

View solution

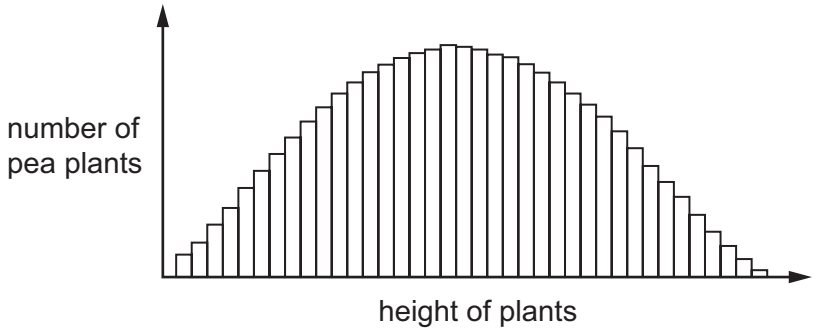

What variation do the plants show?

	continuous	discontinuous
A	✓	✓
B	✓	✗
C	✗	✓
D	✗	✗

© UCLES 2018

35 The picture shows a fox that lives in the desert.

View solution



Which adaptation does the fox have for living in the desert?

A eyes at front of head to help judge distance

B large ears to increase heat loss

C long bushy tail for balance

D sharp teeth to catch prey

36 The diagram shows a simple food chain.

View solution

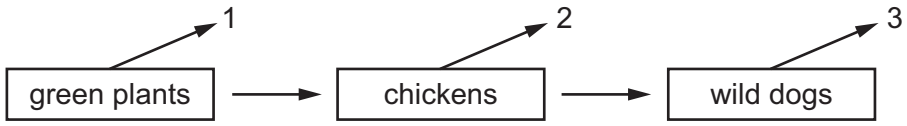

Which process releases the energy that is lost at 1, 2 and 3?

A ingestion

B photosynthesis

C respiration

D transpiration

37 Which labelled stage in the water cycle shows precipitation?

View solution

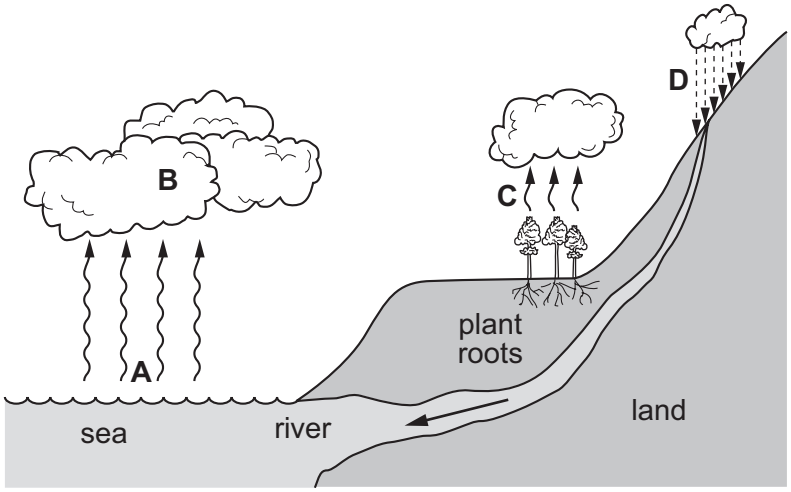

38 What is the name of the structure that separates the left and right ventricles of the heart?

View solution

A atrium

B septum

C vena cava

D valve

39 What is a source of air pollution?

View solution

A herbicides

B methane

C untreated sewage

D water vapour

40 Which process does **not** change the carbon dioxide level in the air?

View solution

A decomposition

B feeding

C photosynthesis

D respiration

© UCLES 2018

BLANK PAGE

Permission to reproduce items where third-party owned material protected by copyright is included has been sought and cleared where possible. Every reasonable effort has been made by the publisher (UCLES) to trace copyright holders, but if any items requiring clearance have unwittingly been included, the publisher will be pleased to make amends at the earliest possible opportunity.

To avoid the issue of disclosure of answer-related information to candidates, all copyright acknowledgements are reproduced online in the Cambridge International Examinations Copyright Acknowledgements Booklet. This is produced for each series of examinations and is freely available to download at www.cie.org.uk after the live examination series.

Cambridge International Examinations is part of the Cambridge Assessment Group. Cambridge Assessment is the brand name of University of Cambridge Local Examinations Syndicate (UCLES), which is itself a department of the University of Cambridge.