Cambridge IGCSE

Cambridge International Examinations
Cambridge International General Certificate of Secondary Education

CANDIDATE NAME									
CENTRE NUMBER						CANDIDATE NUMBER			

BIOLOGY **0610/31**

Paper 3 Theory (Core) **May/June 2018**

1 hour 15 minutes

Candidates answer on the Question Paper.

No Additional Materials are required.

READ THESE INSTRUCTIONS FIRST

Write your Centre number, candidate number and name on all the work you hand in.
Write in dark blue or black pen.
You may use an HB pencil for any diagrams or graphs.
Do not use staples, paper clips, glue or correction fluid.
DO **NOT** WRITE IN ANY BARCODES.

Answer **all** questions.

Electronic calculators may be used.
You may lose marks if you do not show your working or if you do not use appropriate units.

At the end of the examination, fasten all your work securely together.
The number of marks is given in brackets [ ] at the end of each question or part question.

This syllabus is approved for use in England, Wales and Northern Ireland as a Cambridge International Level 1/Level 2 Certificate.

This document consists of **18** printed pages and **2** blank pages.

© UCLES 2018

CAMBRIDGE International Examinations

1 **(a)** The boxes on the left describe processes carried out by cells.

View solution

The boxes on the right contain the names of the cells that carry out these processes.

Draw **one** straight line from each box on the left to a box on the right to link the process to the cell type.

Draw **six** lines.

An example has been done for you.

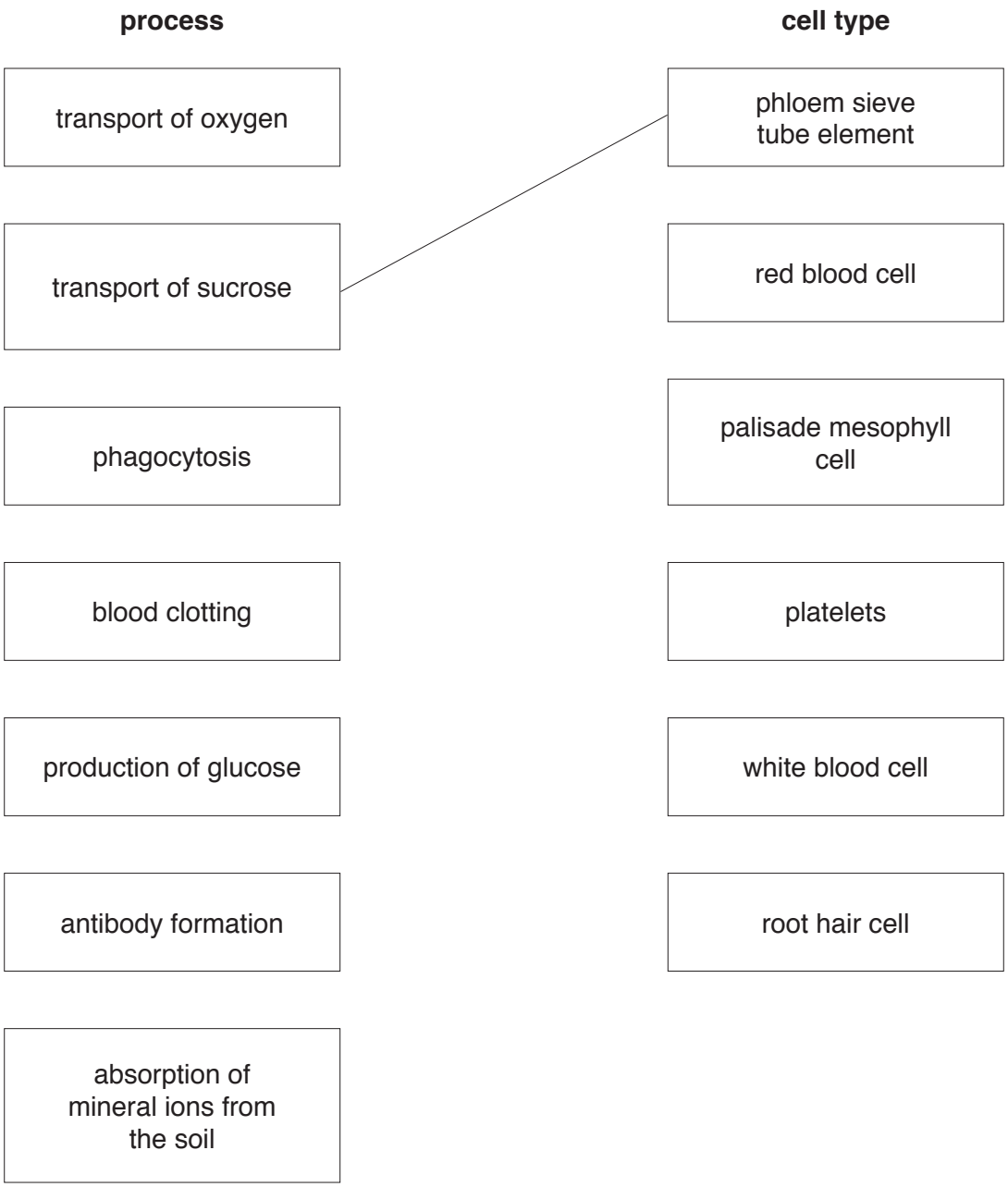

[6]

© UCLES 2018

(b) Fig. 1.1 shows a section through part of a leaf.

View solution

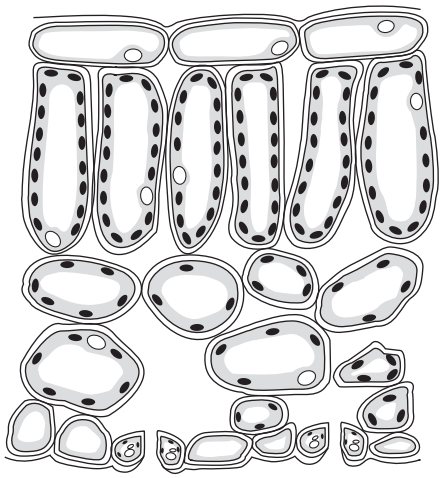

Fig. 1.1

(i) On Fig. 1.1 draw:

- a label line to identify one guard cell and label it **G**
- a label line to identify one of the stomata and label it **S**.

[2]

(ii) State **one** function of stomata.

View solution

.....

..... [1]

[Total: 9]

2 **(a)** Define the term *sexual reproduction*.

View solution

.....

.....

.....[3]

(b) Fig. 2.1 shows some organs in the body of a man.

View solution

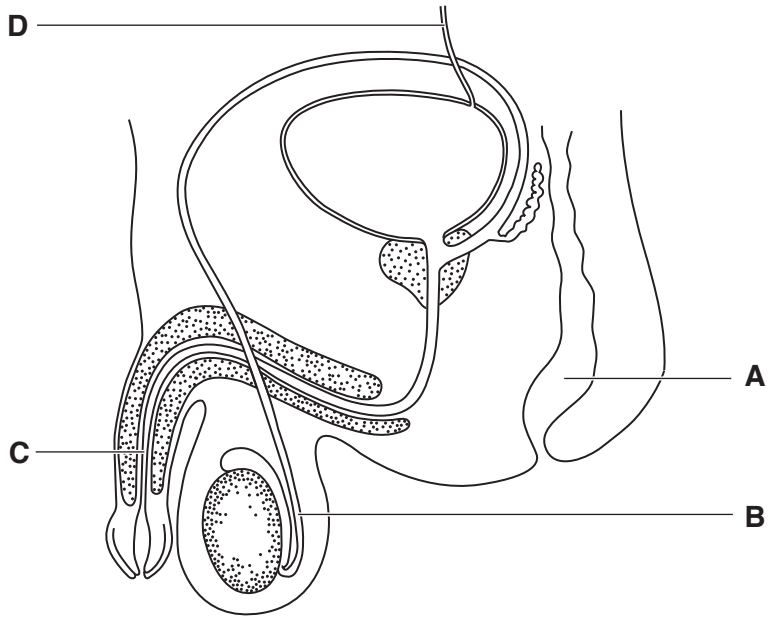

Fig. 2.1

(i) Complete Table 2.1 by writing in the names of the parts labelled **A** to **D** in Fig. 2.1.

Table 2.1

letter on Fig. 2.1	name of part	name of the substance or substances transported
A		faeces
B		sperm
C		sperm and urine
D		urine

[4]

© UCLES 2018

(ii) On Fig. 2.1 draw a label line to the prostate gland and label it **P**. [1]

(c) State the function of the scrotum.

View solution

.....

.....

.....[1]

[Total: 9]

3 This question is about neurones and reflex actions.

View solution

Choose words from the list to complete the sentences.

Each word may be used once, more than once, or not at all.

endocrine **fast** **impulses**

motor **nervous** **receptor** **sensory**

slow **stimuli** **synapses**

Neurones are cells that are part of the ..... system.

There are three types of neurone involved in a simple reflex action: a sensory neurone, a relay neurone and a ..... neurone.

The nerves conduct electrical ..... . These are transmitted from one neurone to the next at junctions called ..... .

A reflex action is automatic, co-ordinated and ..... .

[5]

[Total: 5]

© UCLES 2018

BLANK PAGE

4 **(a)** Respiration releases energy.

View solution

Write the word equation for aerobic respiration.

..... [2]

(b) Fig. 4.1 shows the average daily energy requirement of different groups of males and females.

View solution

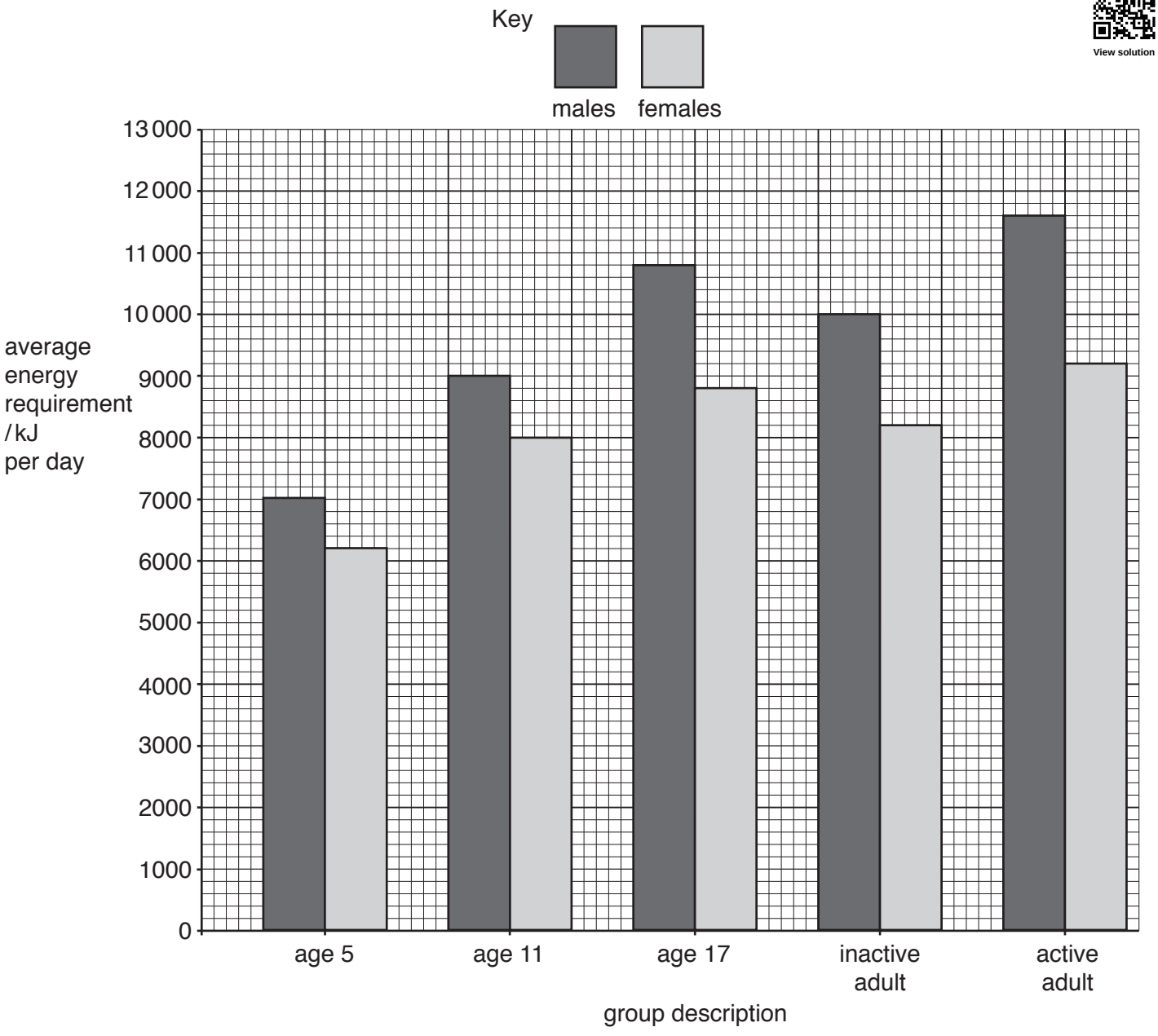

Fig. 4.1

(i) State the average energy requirement of a five-year-old female.

..... kJ per day
[1]

(ii) An eleven-year-old male received only 8000 kJ per day for four months.

View solution

Use the data in Fig. 4.1 to suggest **two** ways this could affect him.

1 .....

2 .....

[2]

(c) Use the data in Fig. 4.1 to make **three** comparisons between the energy requirements of individuals aged 17 years and adults.

1 .....

.....

2 .....

.....

3 .....

.....

[3]

(d) Yeast cells can respire anaerobically.

View solution

Biotechnology makes use of this.

State **two** ways that the products of anaerobic respiration in yeast are used by humans.

1 .....

.....

2 .....

.....

[2]

[Total: 10]

5 (a) (i) The sentences in the box describe the feeding relationships between four organisms.

View solution

Hawks obtain their energy from blackbirds.
A fig tree carries out photosynthesis.
Blackbirds are secondary consumers.
Caterpillars are herbivores.

Use the information in the sentences to write a food chain containing these four organisms.

Do **not** draw pictures of the organisms.

[3]

(ii) State the principal source of energy for this food chain.

..... [1]

(iii) State the type of organism that gains its energy from dead organic material.

..... [1]

(b) (i) A species becomes endangered when it is at risk of extinction.

View solution

Explain **two** ways in which a species could become endangered.

.....

.....

.....

.....

.....

.....

.....

.....

..... [4]

© UCLES 2018

(ii) State **one** way in which endangered species can be conserved.

.....

.....

.....[1]

[Total: 10]

View solution

6 Fig. 6.1 shows a section through a tooth.

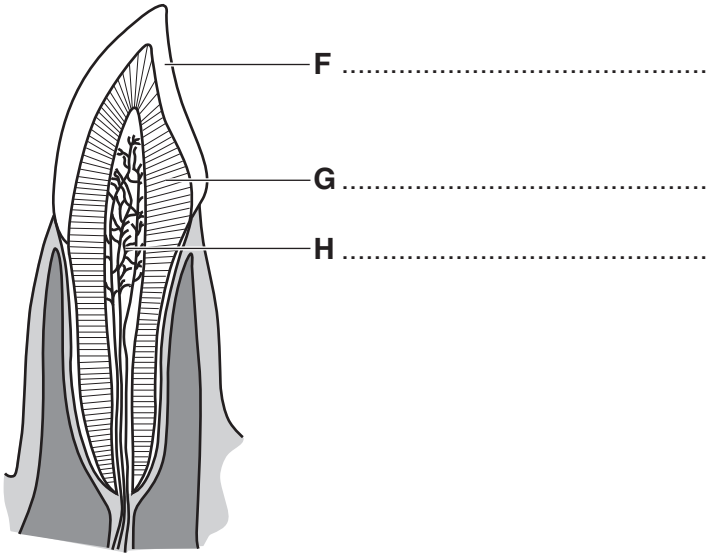

Fig. 6.1

(a) State the names of structures **F**, **G** and **H**.

View solution

Write your answers on Fig. 6.1.

[3]

(b) (i) State **two** functions of teeth.

View solution

1 .....

.....

2 .....

.....

[2]

(ii) Describe the importance of teeth in the digestion of food.

View solution

.....

.....

.....

..... [2]

[Total: 7]

© UCLES 2018

7 Fig. 7.1 shows sections of two flowers, **K** and **L**, from the same species.

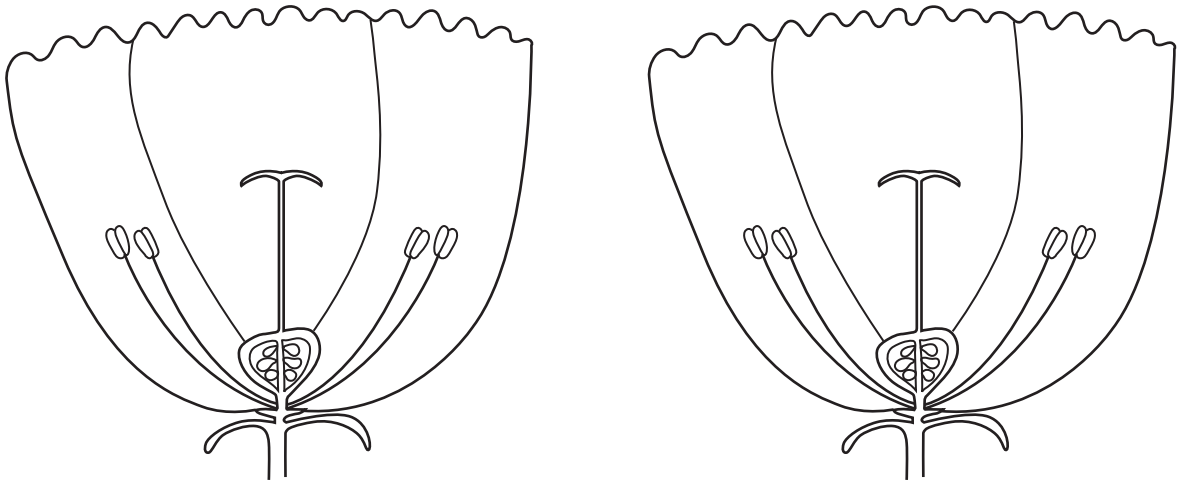

Fig. 7.1

View solution

(a) **(i)** On flower **L** in Fig. 7.1, identify and label an ovule and a petal.

[2]

View solution

(ii) State the names of the parts in Fig. 7.1 that:

produce ovules .....

protect the bud of the flower .....

[2]

(b) On Fig. 7.1, draw an arrow to represent the transfer of pollen from flower **K** to flower **L** during pollination.

View solution [2]

(c) A student said, *"Flowers **K** and **L** are pollinated by insects."*

View solution

Describe **two** structures in flowers **K** and **L** that support this statement.

Use features that are visible in Fig. 7.1.

1 .....

.....

2 .....

.....

[2]

(d) Describe the pathway water takes in a plant, as it moves from the soil to a leaf.

.....

.....

.....

.....

.....

.....

.....

.....

..... [4]

[Total: 12]

View solution

8 During digestion enzymes act on different types of food to produce simpler substances that can be absorbed.

View solution

Complete Table 8.1 by inserting the missing information.

Table 8.1

food type	enzyme acting on the food type	simpler substances produced
protein	protease	
	amylase	
		fatty acids and glycerol

[5]

[Total: 5]

9 In an investigation, the carbon dioxide concentration in the air above a crop of maize plants was measured for 24 hours.

There was no wind blowing during the 24 hours of the investigation.

The results of this investigation are shown in Fig. 9.1.

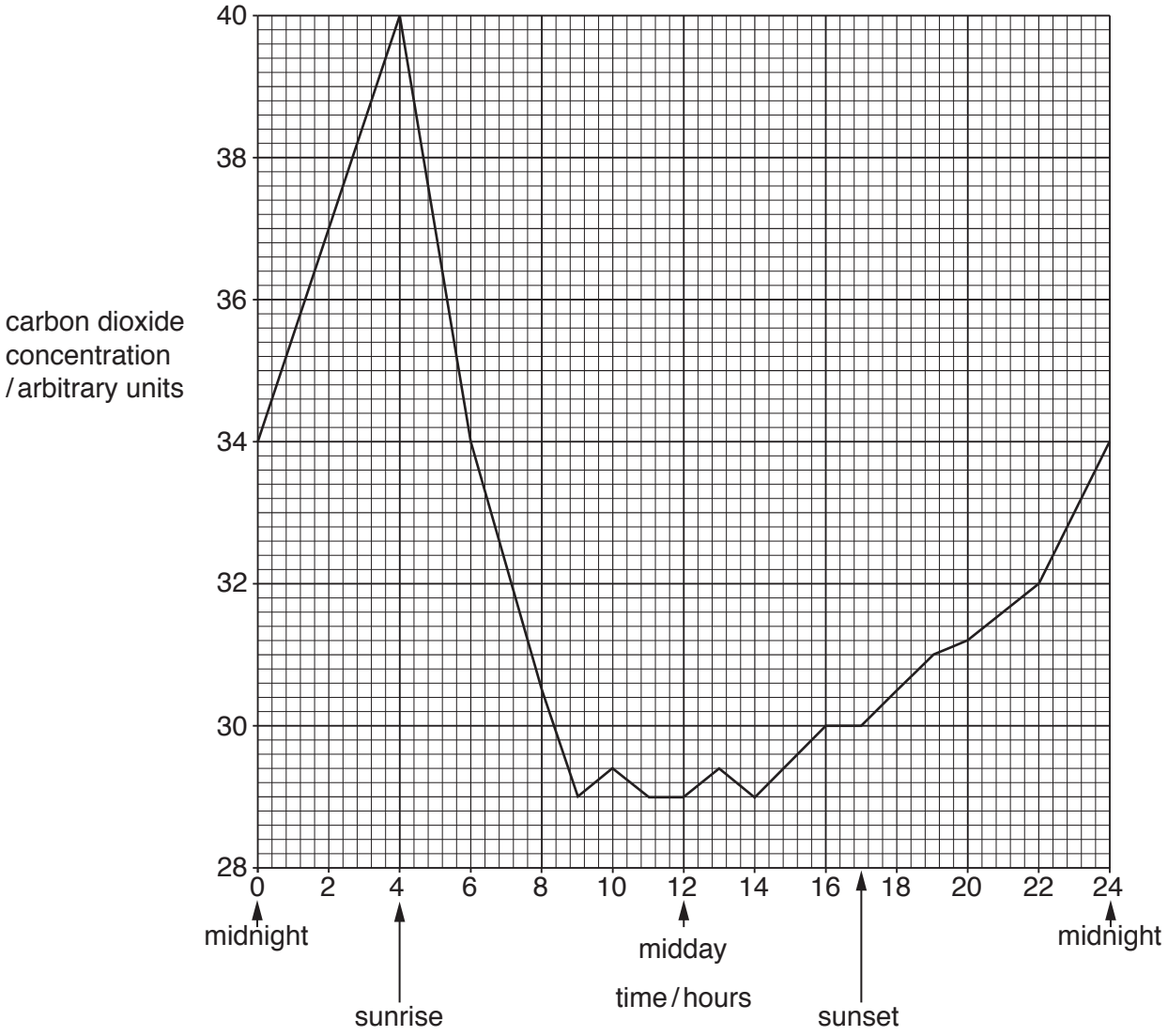

Fig. 9.1

(a) (i) State the **two** times, on Fig. 9.1, at which the carbon dioxide concentration in the air was 37 arbitrary units.

..... [1]

(ii) Calculate the difference in the carbon dioxide concentration in the air between 04:00 (sunrise) and 12:00 (midday) on Fig. 9.1.

View solution

Space for working.

.....arbitrary units [1]

(iii) Explain why the concentration of carbon dioxide decreases between 04:00 and 09:00.

.....

.....

.....

.....

.....

.....

.....

..... [3]

(b) State **two** environmental factors that would affect the results of this investigation.

View solution

1 .....

2 .....

[2]

[Total: 7]

© UCLES 2018

10 Selective breeding of animals is very important to farmers.

Many different breeds of sheep have been produced by selective breeding.

Fig. 10.1 shows a flock of Merino sheep. This breed of sheep was produced by selective breeding.



Fig. 10.1

(a) Sheep are important animals in many parts of the world as they produce meat, wool and milk.

Table 10.1 describes some characteristics of five different breeds of sheep.

View solution

Table 10.1

breed of sheep	wool yield	wool quality	meat yield	milk yield
Arapawa	average	good	poor	average
Awassi	average	poor	average	very good
Blackbelly	poor	poor	very good	average
Merino	good	very good	good	poor
Tsurcana	average	good	average	average

© UCLES 2018

A farmer wants to sell both meat and wool.

Suggest which breed of sheep in Table 10.1 is the most suitable for this farmer.

Give a reason for your choice.

breed of sheep .....

reason .....

.....

.....

[2]

(b) Another farmer wants to produce a new breed of sheep with both a very good milk yield and a very good quality of wool.

View solution

The farmer is able to buy any of the breeds of sheep shown in Table 10.1.

Describe the process this farmer would use to produce the new breed of sheep on her farm.

.....

.....

.....

.....

.....

.....

.....

.....

.....

..... [4]

[Total: 6]

© UCLES 2018

BLANK PAGE

Permission to reproduce items where third-party owned material protected by copyright is included has been sought and cleared where possible. Every reasonable effort has been made by the publisher (UCLES) to trace copyright holders, but if any items requiring clearance have unwittingly been included, the publisher will be pleased to make amends at the earliest possible opportunity.

To avoid the issue of disclosure of answer-related information to candidates, all copyright acknowledgements are reproduced online in the Cambridge International Examinations Copyright Acknowledgements Booklet. This is produced for each series of examinations and is freely available to download at www.cie.org.uk after the live examination series.

Cambridge International Examinations is part of the Cambridge Assessment Group. Cambridge Assessment is the brand name of University of Cambridge Local Examinations Syndicate (UCLES), which is itself a department of the University of Cambridge.

© UCLES 2018