Cambridge IGCSE

Cambridge International Examinations
Cambridge International General Certificate of Secondary Education

CANDIDATE NAME									
CENTRE NUMBER						CANDIDATE NUMBER			

BIOLOGY **0610/33**

Paper 3 Theory (Core) **May/June 2018**

1 hour 15 minutes

Candidates answer on the Question Paper.

No Additional Materials are required.

READ THESE INSTRUCTIONS FIRST

Write your Centre number, candidate number and name on all the work you hand in.
Write in dark blue or black pen.
You may use an HB pencil for any diagrams or graphs.
Do not use staples, paper clips, glue or correction fluid.
DO **NOT** WRITE IN ANY BARCODES.

Answer **all** questions.

Electronic calculators may be used.
You may lose marks if you do not show your working or if you do not use appropriate units.

At the end of the examination, fasten all your work securely together.
The number of marks is given in brackets [ ] at the end of each question or part question.

This syllabus is approved for use in England, Wales and Northern Ireland as a Cambridge International Level 1/Level 2 Certificate.

© UCLES 2018

1 **(a)** Scientists classify organisms into groups.

View solution

State **one** feature that is used to identify vertebrates.

.....[1]

View solution

(b) Vertebrates are classified into five groups.

Fig. 1.1 shows three vertebrates found in Australia.



duck-billed platypus

saltwater crocodile

emu

Not to scale

Fig. 1.1

The emu, the saltwater crocodile and the duck-billed platypus each belong to a different vertebrate group.

All three animals lay eggs that develop and hatch on land.

(i) State the name of the vertebrate group to which emus belong and give **one** feature of this group that is visible in Fig. 1.1.

group .....

visible feature .....

.....

[2]

© UCLES 2018

(ii) State the name of the vertebrate group to which crocodiles belong and give **one** feature of this group that is visible in Fig. 1.1.

group .....

visible feature .....

.....

[2]

(iii) The duck-billed platypus is classified as a mammal.

Give evidence from Fig. 1.1 for and against classifying the duck-billed platypus as a mammal.

evidence for .....

.....

.....

evidence against .....

.....

.....

[3]

(c) There are **two** groups of vertebrates which lay eggs that develop in water.

View solution

State the name of these two groups of vertebrates.

1 .....

2 .....

[2]

[Total: 10]

BLANK PAGE

© UCLES 2018

2 **(a)** **(i)** State the word equation for photosynthesis.

View solution

.....[2]

(ii) State the name of the green substance plants need for photosynthesis.

View solution

.....[1]

(b) A group of students used an aquatic plant to investigate the effect of temperature on the rate of photosynthesis.

Fig. 2.1. shows the apparatus the students used.

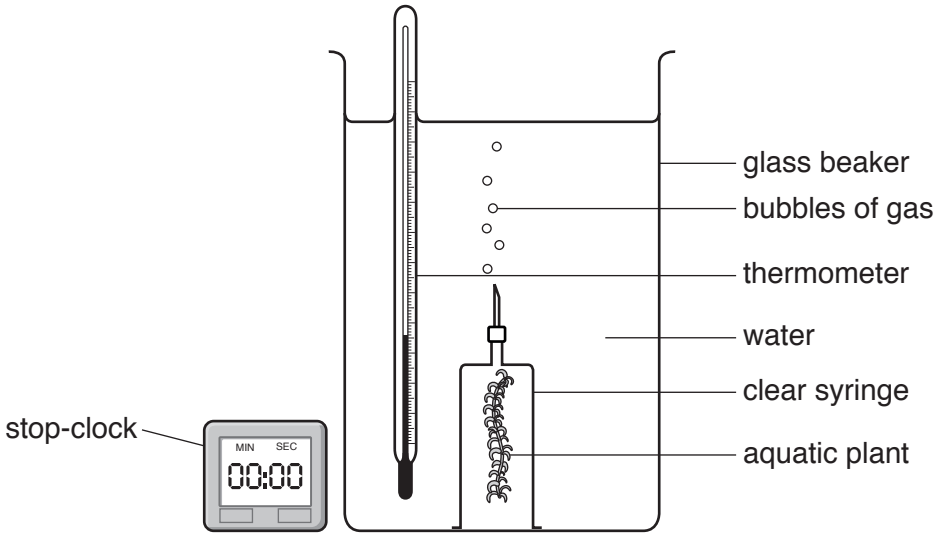

Fig. 2.1

The students counted the number of bubbles of gas the aquatic plant produced, in two minutes, at different temperatures.

Fig. 2.2 shows a graph of their results.

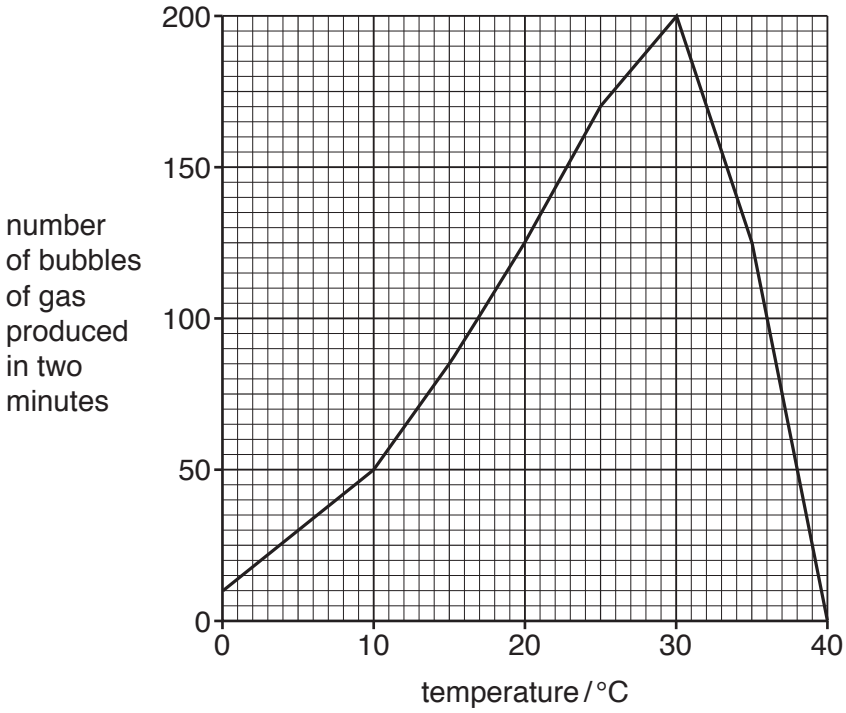

Fig. 2.2

(i) State the temperature at which the aquatic plant produced the most bubbles of gas in two minutes.

.....°C [1]

(ii) Use Fig. 2.2 to find the number of bubbles of gas produced by the aquatic plant, in two minutes, at 15 °C and at 25 °C.

View solution

15 °C .....

25 °C .....

[1]

(iii) Use your answer to **(b)(ii)** to calculate the percentage increase in the number of bubbles of gas produced by the aquatic plant at 15 °C and at 25 °C.

Show your working.

..... %
[2]

© UCLES 2018

(c) Describe the results shown in Fig. 2.2.

View solution

.....

.....

.....

.....

.....

.....[3]

(d) State **one** factor, other than temperature, that affects the rate of photosynthesis.

.....[1]

[Total: 11]

View solution

3 A man is overweight.

Fig. 3.1 shows his diet. He consumes 15 000 kJ a day.



Fig. 3.1

(a) (i) Suggest why the diet shown in Fig. 3.1 is **not** considered to be a balanced diet.

View solution

.....

.....

.....

.....

.....

.....[2]

(ii) Suggest and explain how the man could reduce his weight.

.....

.....

.....

.....

.....[2]

View solution

(b) The following sentences describe the importance of some foods.

View solution

Choose words from the list to complete the sentences

anaemia	**constipation**	**calcium**	**fat**	**iron**	**hair**
scurvy	**teeth**	**vitamin C**	**vitamin D**	**water**	

Oranges and lemons are fruits which are a good source of .....

and help to prevent ..... .

Foods made from milk are important for making healthy bones and

..... because they are a good source of

..... .

Fibre is important because it helps to prevent ..... .

[5]

(c) Explain how a woman's dietary needs will change when she is pregnant.

View solution

.....

.....

.....

.....

.....

.....

.....

.....

.....[4]

[Total: 13]

4 **(a)** Fig. 4.1 shows a mosquito feeding on human blood.

View solution

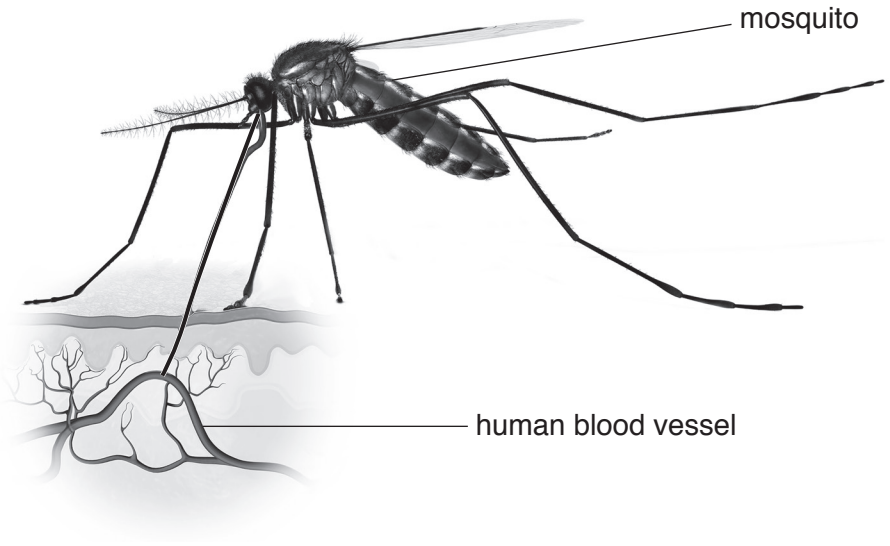

Fig. 4.1

(i) Mosquitoes can carry transmissible diseases such as malaria.

Define the term *transmissible disease*.

.....

.....

.....

.....[2]

(ii) Using information from Fig. 4.1, suggest how the mosquito is adapted for feeding on human blood.

.....

.....

.....[1]

(b) **(i)** The human body has a number of defences against disease.

View solution

State the name of the mechanical barrier which is broken by the mosquito.

.....[1]

© UCLES 2018

(ii) Some components of blood defend the body against disease.

View solution

Table 4.1 contains the names of three of the components of blood.

It also states three defence mechanisms.

Complete Table 4.1 by placing a tick (✓) in the box that matches each defence mechanism to the correct component of blood.

Table 4.1

defence mechanism	component of blood		
	platelets	red blood cells	white blood cells
antibody production			
blood clotting			
phagocytosis			

[3]

(c) The body also has chemical barriers against disease.

View solution

State the name of **two** chemical barriers in the body.

1 .....

2 .....

[2]

[Total: 9]

5 Fig. 5.1 shows part of the carbon cycle.

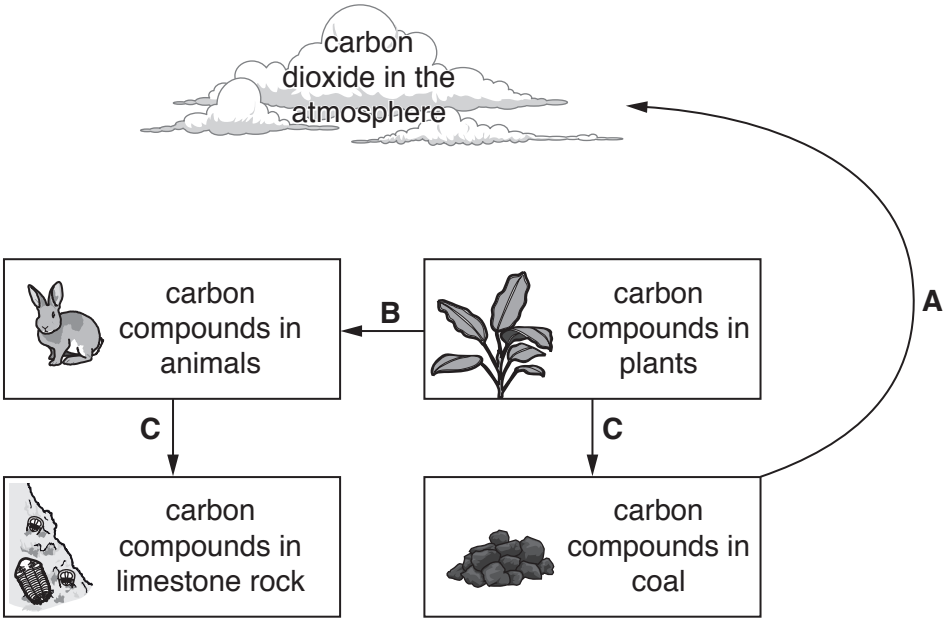

Fig. 5.1

(a) Identify the processes shown by arrows **A**, **B** and **C** on Fig. 5.1.

View solution

Choose words from the list.

combustion **decomposition** **excretion** **feeding** **fossilisation**

process **A** .....

process **B** .....

process **C** .....

[3]

(b) **(i)** On Fig. 5.1 draw **one** arrow to represent photosynthesis.

View solution

Label this arrow with a letter **D**. [1]

(ii) On Fig. 5.1 draw **one** arrow to represent respiration.

Label this arrow with a letter **E**. [1]

View solution

(c) The concentration of carbon dioxide in the atmosphere is increasing.

(i) Describe **two** possible causes of the increased carbon dioxide concentration in the atmosphere.

.....

.....

.....

.....

.....[2]

(ii) State **two** adverse effects of the increase in carbon dioxide concentration in the atmosphere.

1 .....

.....

2 .....

.....

[2]

(iii) Carbon dioxide is a greenhouse gas.



State the name of **one other** greenhouse gas.

.....[1]

[Total: 10]

6 **(a)** Organisms pass on their genetic information in their gametes.

View solution

(i) State the name of the type of cell division that produces gametes.

.....[1]

(ii) State the name of the cell formed when the nuclei of two gametes join together.

.....[1]

(b) A rabbit that was homozygous for black fur was crossed with a rabbit that was homozygous for brown fur.

View solution

All of their offspring had black fur.

This is shown in Fig. 6.1.



Fig. 6.1

(i) Define the term *homozygous*.

.....

.....

.....[1]

(ii) State the dominant allele for fur colour and give a reason for your answer.

View solution

dominant allele .....

reason .....

.....

[2]

(c) The F1 offspring all have the same phenotype as the male parent but their genotype is not the same as the male parent.

View solution

State how the *phenotype* of an organism is different to its *genotype*.

.....

.....

.....[1]

(d) A rabbit with brown fur is mated with one of the F1 rabbits with black fur.

Complete the genetic diagram to show the possible fur colours that could occur from this mating.

View solution

parental phenotypes brown fur × black fur

parental genotypes bb × Bb

gametes ..... , ... + ... , ...

offspring genotypes ....

offspring phenotypes ....

ratio ..... *brown* : ..... *black*

[4]

(e) New breeds of rabbits can be produced by selective breeding.

View solution

Describe the stages in the process of selective breeding.

.....

.....

.....

.....

.....

.....

.....[3]

[Total: 13]

7 Fig. 7.1 is part of a newspaper article about pollution.

How safe is your water?

A source of safe drinking water is important for life.

Water is also important for transport, industry and for producing crops to feed people.

Many of the world's largest cities and towns developed near large rivers or lakes.

The increase in population has resulted in many of the rivers and lakes becoming polluted.

More water treatment plants are needed to deal with raw sewage and to produce water free from pathogens.

Fig. 7.1

View solution

(a) State **four** sources of water pollution other than raw sewage.

1 .....

2 .....

3 .....

4 .....

[4]

(b) Outline the steps in the treatment of raw sewage that make it safe to return to the environment.

.....

.....

.....

.....

.....

.....

.....[3]

(c) Define the term pathogen.

.....[1]

[Total: 8]

View solution

8 Fig. 8.1 shows the human female reproductive system.

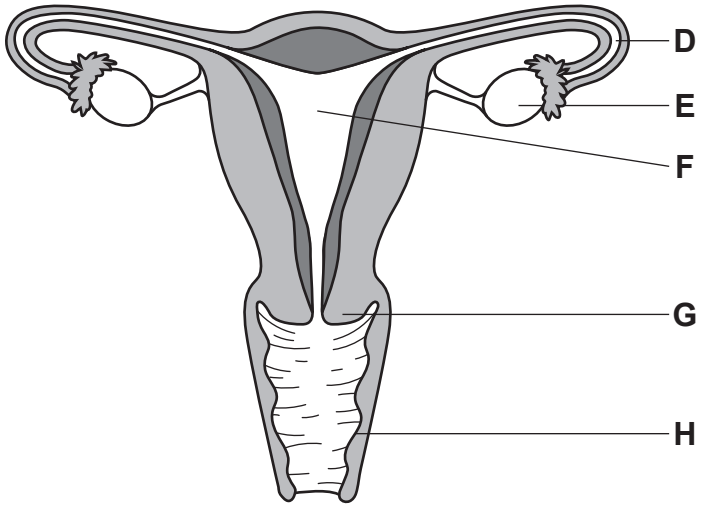

Fig. 8.1

View solution

(a) Use the letters on Fig. 8.1 to identify:

the cervix .....

the oviduct .....

the uterus .....

the vagina .....

[4]

View solution **(b)** On Fig. 8.1, write an **X** to show where female gametes are produced. [1]

(c) State the name of the structure where fertilisation normally takes place.

.....[1]

[Total: 6]

View solution

BLANK PAGE

© UCLES 2018

BLANK PAGE

Permission to reproduce items where third-party owned material protected by copyright is included has been sought and cleared where possible. Every reasonable effort has been made by the publisher (UCLES) to trace copyright holders, but if any items requiring clearance have unwittingly been included, the publisher will be pleased to make amends at the earliest possible opportunity.

To avoid the issue of disclosure of answer-related information to candidates, all copyright acknowledgements are reproduced online in the Cambridge International Examinations Copyright Acknowledgements Booklet. This is produced for each series of examinations and is freely available to download at www.cie.org.uk after the live examination series.

Cambridge International Examinations is part of the Cambridge Assessment Group. Cambridge Assessment is the brand name of University of Cambridge Local Examinations Syndicate (UCLES), which is itself a department of the University of Cambridge.

© UCLES 2018