Cambridge Assessment International Education

# Cambridge IGCSE™

**BIOLOGY** **0610/12**

Paper 1 Multiple Choice (Core) **May/June 2021**

**45 minutes**

You must answer on the multiple choice answer sheet.

You will need: Multiple choice answer sheet
Soft clean eraser
Soft pencil (type B or HB is recommended)

**INSTRUCTIONS**

- There are **forty** questions on this paper. Answer **all** questions.
- For each question there are four possible answers **A**, **B**, **C** and **D**. Choose the **one** you consider correct and record your choice in soft pencil on the multiple choice answer sheet.
- Follow the instructions on the multiple choice answer sheet.
- Write in soft pencil.
- Write your name, centre number and candidate number on the multiple choice answer sheet in the spaces provided unless this has been done for you.
- Do **not** use correction fluid.
- Do **not** write on any bar codes.
- You may use a calculator.

**INFORMATION**

- The total mark for this paper is 40.
- Each correct answer will score one mark.
- Any rough working should be done on this question paper.



IB21 06_0610_12/3RP
© UCLES 2021

**1** What is a characteristic of all living organisms?

View solution

**A** breathing

**B** circulation

**C** egestion

**D** sensitivity

**2** Which term is used to describe a group of living things that can reproduce to produce fertile offspring?

View solution

**A** binomial

**B** genus

**C** organism

**D** species

**3** Scientists discover a new species of animal.

View solution

It has a segmented body with two pairs of legs on each segment.

To which group of animals does this new species belong?

**A** arachnids

**B** crustaceans

**C** insects

**D** myriapods

**4** Which part of a cell makes glucose?

View solution

**A** cell membrane

**B** chloroplast

**C** nucleus

**D** vacuole

© UCLES 2021

**5** The diagram shows some of the blood vessels and other structures in the human body.

View solution

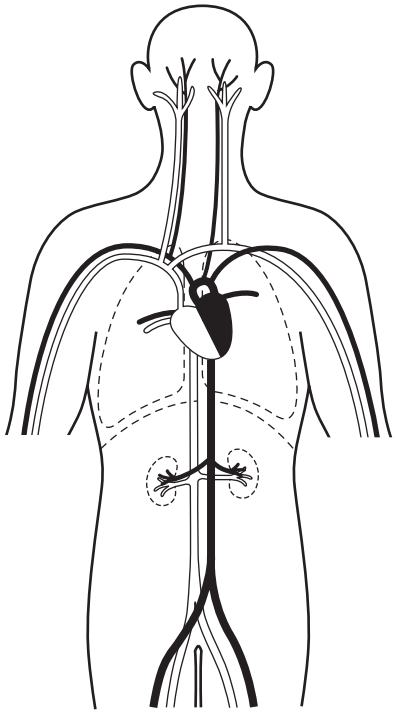

The blood vessels shown are all parts of the same

**A** cell.

**B** organ.

**C** organ system.

**D** tissue.

**6** A photograph shows a plant cell nucleus measuring 2 mm across.

View solution

If the magnification of the cell is ×500, what is the actual size of the nucleus?

**A** 0.00002 mm **B** 0.004 mm **C** 0.04 mm **D** 250 mm

**7** By which process do oxygen and carbon dioxide move between cells and capillaries?

View solution

**A** breathing

**B** diffusion

**C** excretion

**D** respiration

© UCLES 2021

**8** A cylinder of potato tissue was placed in a concentrated salt solution. After soaking for one hour the potato tissue was observed.

View solution

How will the potato tissue have changed after soaking for one hour?

**A** longer and firmer

**B** no change

**C** shorter and softer

**D** shorter and firmer

**9** Which element is found in proteins but **not** carbohydrates?

View solution

**A** carbon

**B** hydrogen

**C** nitrogen

**D** oxygen

**10** Starch is digested by amylase in the mouth, but it is not digested in the stomach.

View solution

What is the reason for this?

**A** All starch digestion is completed in the mouth.

**B** The pH in the stomach is not suitable for the amylase to work.

**C** The starch does not stay in the stomach long enough to be digested.

**D** The temperature in the stomach is not suitable for the amylase to work.

**11** Which statement about an enzyme-controlled reaction is correct?

View solution

**A** During the reaction, the substrate changes into products.

**B** The enzyme is gradually used up during the reaction.

**C** The enzyme is slowly broken down during the reaction.

**D** The higher the temperature, the slower the reaction.

© UCLES 2021

**12** A plant with striped leaves was kept in bright light for six hours.

View solution

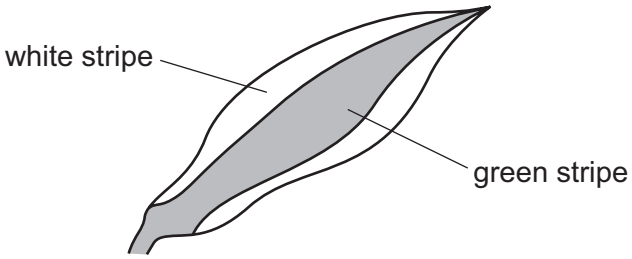


A leaf was taken from the plant and the chlorophyll was removed. The leaf was then tested for starch using iodine solution.

Which diagram shows the result of the test?

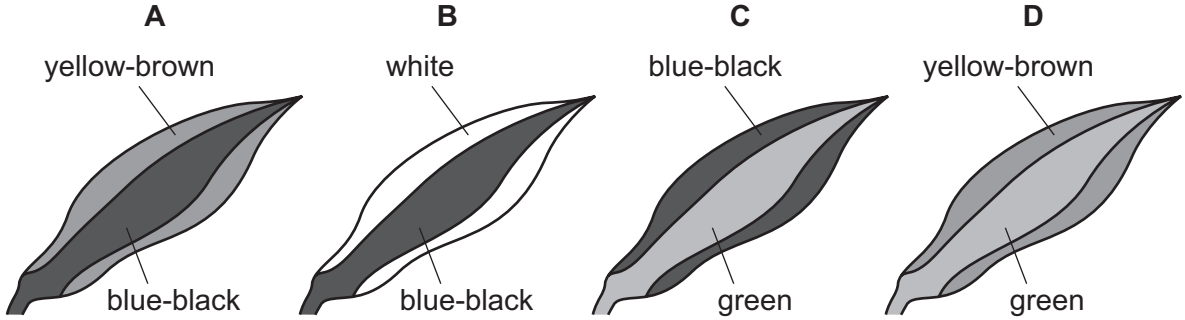


**13** The diagram shows a cross-section of a leaf.

View solution

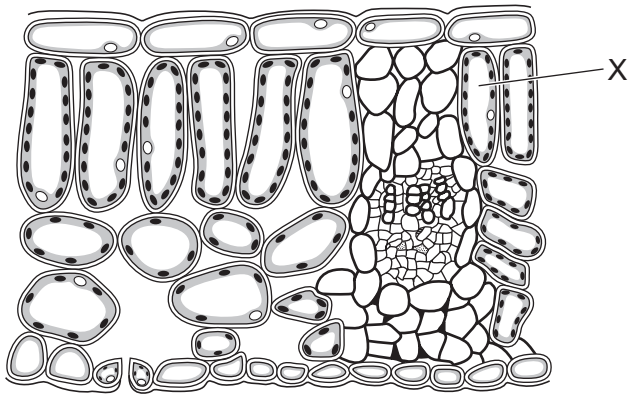


What is the name of cell X?

**A** epidermal

**B** guard

**C** palisade mesophyll

**D** spongy mesophyll

**14** In humans, where does most of the absorption of digested food take place?

View solution

**A** colon

**B** kidney

**C** liver

**D** small intestine

**15** The diagram shows part of the human body.

View solution

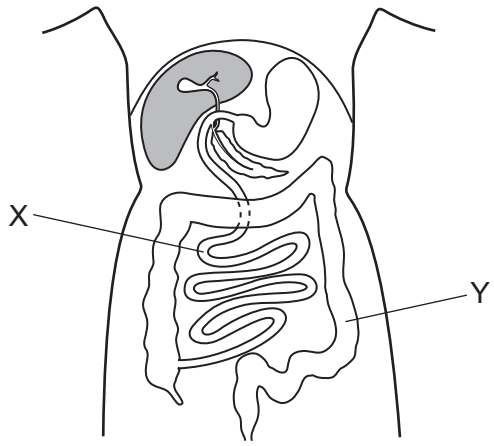


Which statement about organs X and Y is correct?

**A** X absorbs more water from food than Y.

**B** X does not absorb water from food.

**C** Y absorbs more water from food than X.

**D** Y does not absorb water from food.

**16** What are the functions of human incisors and molars?

View solution

| | incisors | molars |
|---|---|---|
| **A** | cutting | cutting |
| **B** | cutting | grinding |
| **C** | grinding | cutting |
| **D** | grinding | grinding |

**17** Which sequence describes the pathway taken by water as it moves through a plant?

View solution

**A** root hair cell → xylem → root cortex cell → mesophyll

**B** mesophyll → xylem → root cortex cell → root hair cell

**C** root cortex cell → root hair cell → xylem → mesophyll

**D** root hair cell → root cortex cell → xylem → mesophyll

© UCLES 2021

**18** A plant shoot is placed in a solution of dye.

The dye moves up the stem.

Under which conditions will the dye move most slowly?

| | temperature | humidity |
|---|---|---|
| **A** | high | high |
| **B** | high | low |
| **C** | low | high |
| **D** | low | low |

View solution

**19** How does blood enter the heart?

**A** through arteries into the atria

**B** through arteries into the ventricles

**C** through veins into the atria

**D** through veins into the ventricles

View solution

**20** The diagram shows a cross-section through a human blood vessel.

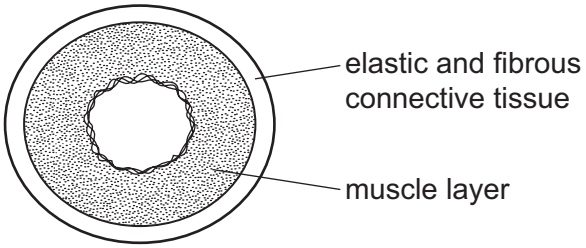


Which type of blood vessel does the diagram show?

**A** an artery

**B** a capillary

**C** a vein

**D** a ventricle

View solution

**21** What is a function of some white blood cells?

**A** to carry glucose

**B** to carry oxygen

**C** to produce antibiotics

**D** to produce antibodies

View solution

© UCLES 2021

**22** The diagrams show the depth and rate of breathing in a person at 12:00 and 13:00.

View solution

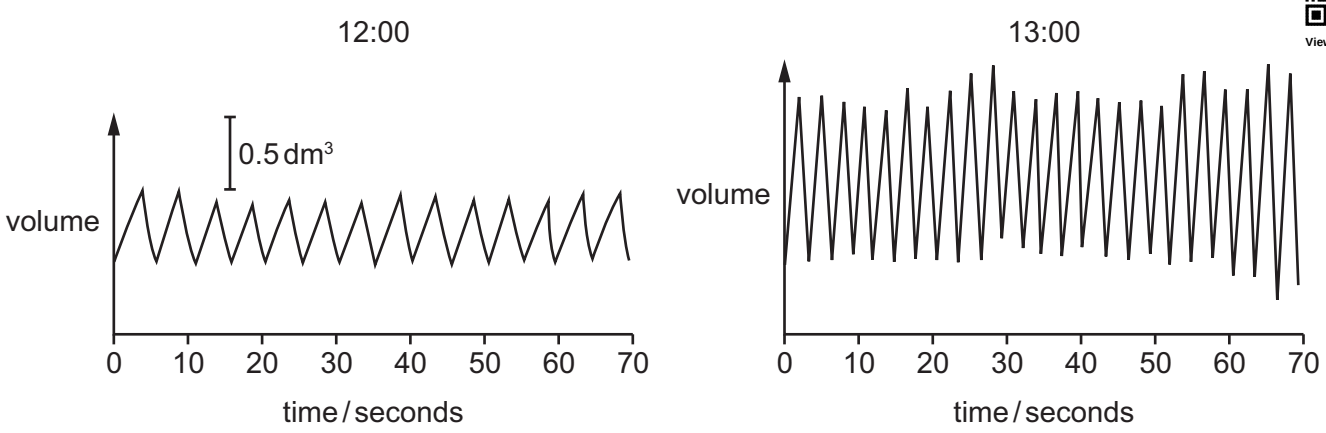


What happens to the person's breathing between 12:00 and 13:00?

| | depth of breathing | rate of breathing |
|---|---|---|
| **A** | decreases | decreases |
| **B** | decreases | increases |
| **C** | increases | decreases |
| **D** | increases | increases |

**23** What is the link between muscle contraction, protein synthesis and the maintenance of a constant body temperature?

View solution

**A** They are controlled by hormones.

**B** They are examples of homeostasis.

**C** They require energy.

**D** They require carbon dioxide.

**24** What are the products of anaerobic respiration in yeast?

View solution

| | lactic acid | alcohol | carbon dioxide |
|---|---|---|---|
| **A** | ✓ | ✗ | ✓ |
| **B** | ✓ | ✗ | ✗ |
| **C** | ✗ | ✓ | ✓ |
| **D** | ✓ | ✓ | ✗ |

key

✓ = yes

✗ = no

**25** The diagram shows some of the organs in the human body.

View solution

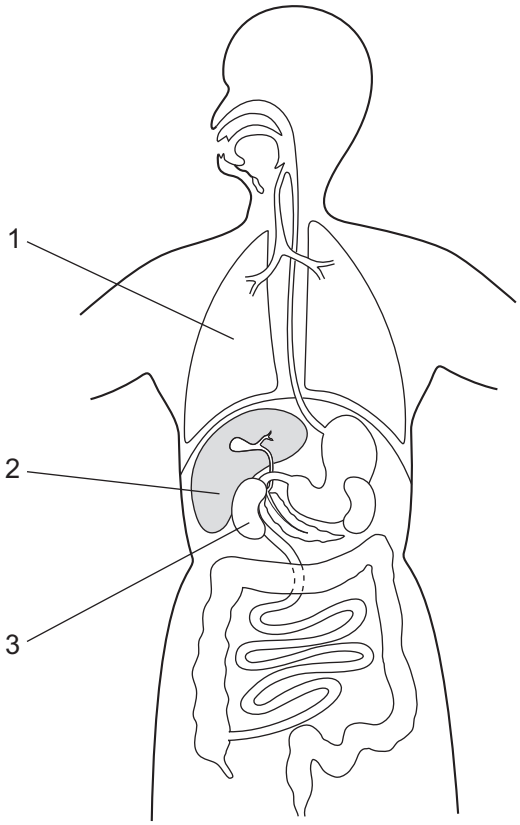


Which row matches the function to the correct organ?

| | excretes carbon dioxide | excretes urea | produces urea |
|---|---|---|---|
| **A** | 1 | 2 | 3 |
| **B** | 1 | 3 | 2 |
| **C** | 2 | 3 | 1 |
| **D** | 2 | 1 | 3 |

© UCLES 2021

**26** The diagram shows a reflex arc.

View solution

Which labelled part is the effector?

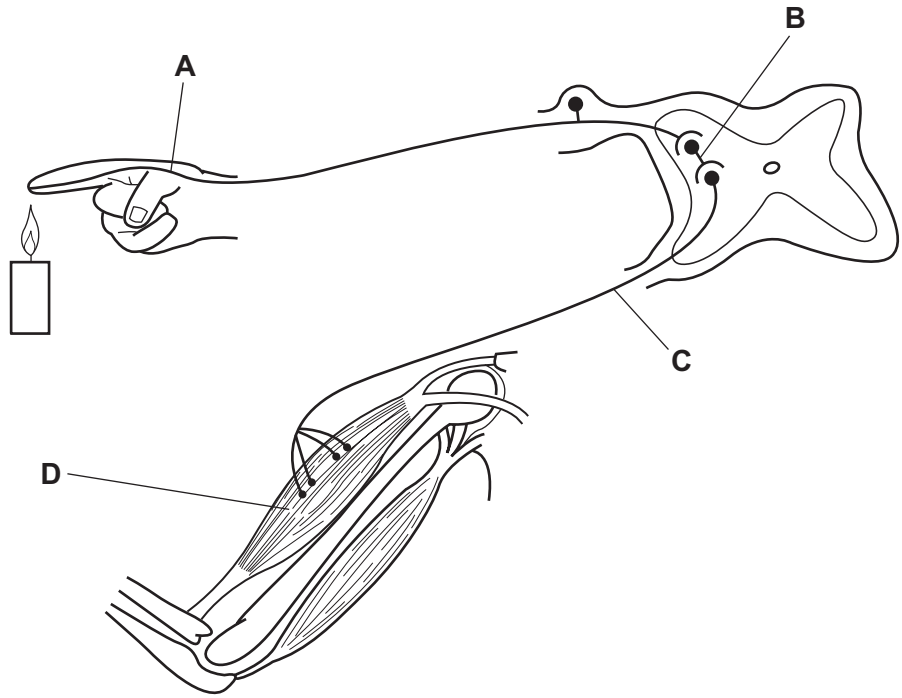


**27** A person's iris is damaged.

View solution

What is the effect of this?

**A** Nerve impulses from the eye cannot reach the brain.

**B** The person cannot control how much light enters the eye.

**C** The person cannot focus light onto the retina.

**D** Receptors do not produce nerve impulses in response to light.

**28** Which hormone is secreted by the pancreas?

View solution

**A** adrenaline

**B** insulin

**C** oestrogen

**D** testosterone

© UCLES 2021

**29** The graph shows how smoking different numbers of cigarettes for different lengths of time affects the risk of lung cancer.

View solution

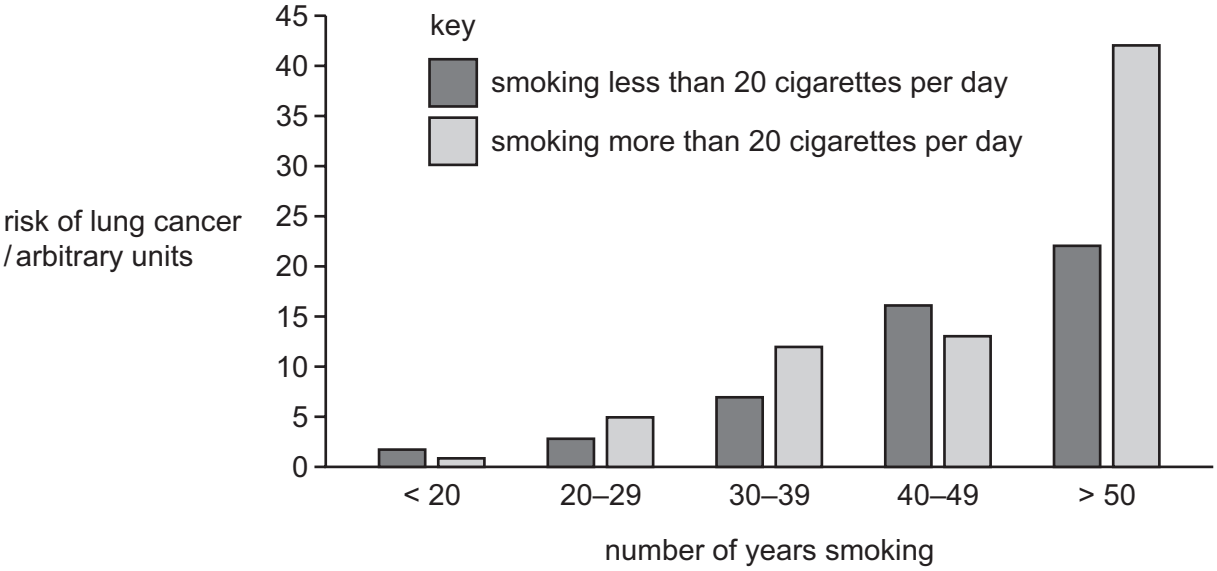


Which conclusions are supported by the data in the graph?

1 Smoking more than 20 cigarettes per day always increases the risk of lung cancer more than smoking less than 20 cigarettes per day.

2 Smoking cigarettes for more years increases the risk of lung cancer.

3 Smoking more than 20 cigarettes per day for more than 50 years has the highest risk of lung cancer.

**A** 1, 2 and 3 **B** 1 and 2 only **C** 1 and 3 only **D** 2 and 3 only

© UCLES 2021

**30** The diagram shows the male human reproductive system.

View solution

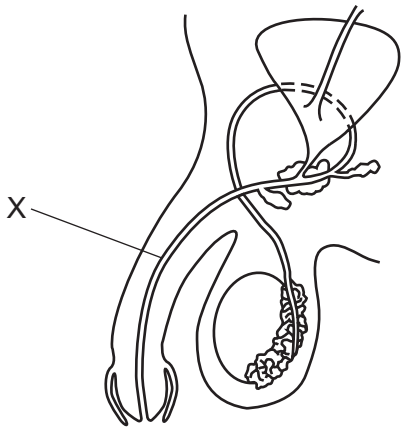


What is X?

**A** bladder

**B** prostate gland

**C** sperm duct

**D** urethra

**31** The diagram shows changes in the ovary.

View solution

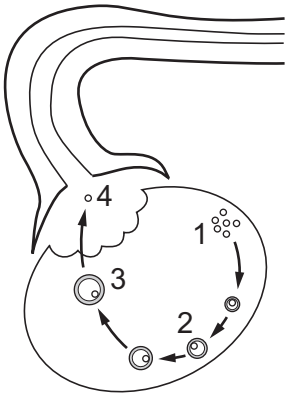


Which point represents the thickness of the uterus lining when the ovary is at stage 4?

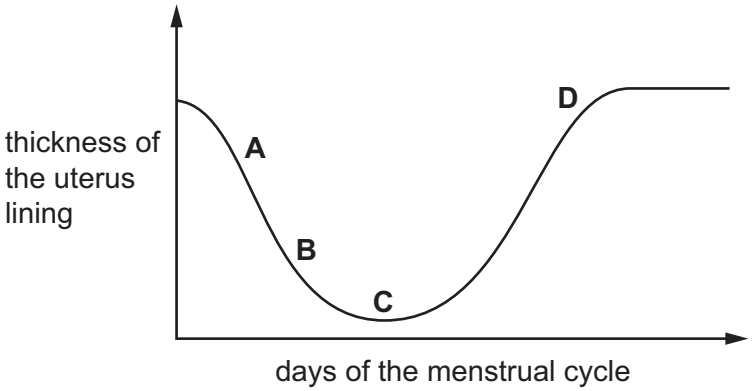

**32** How can HIV be transmitted?

View solution

**A** contact with saliva

**B** drinking water containing untreated sewage

**C** recessive alleles

**D** unprotected sexual intercourse with an infected person

**33** The diagram shows a specialised cell.

View solution



What is the function of this specialised cell?

**A** asexual reproduction

**B** conduction of impulses

**C** movement of mucus in the trachea

**D** sexual reproduction

**34** Both parents in a family have a characteristic caused by the dominant allele of a gene. They have two children.

The pedigree diagram of the family is shown.

View solution

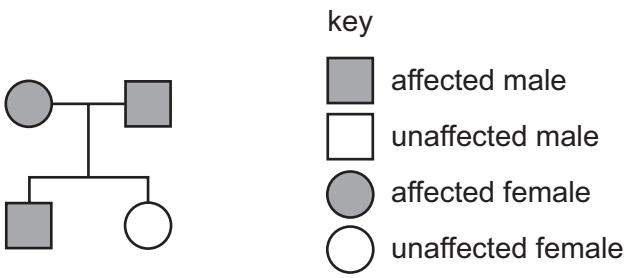


Which row describes the genotypes of the parents in relation to this gene?

| | female parent | male parent |
|---|---|---|
| **A** | heterozygous | heterozygous |
| **B** | heterozygous | homozygous |
| **C** | homozygous | heterozygous |
| **D** | homozygous | homozygous |

**35** The diagram shows some of the stages involved in natural selection in wild rabbits.

View solution

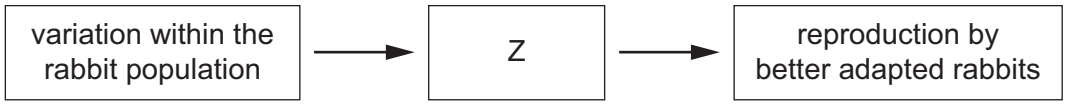


Which statement is missing from box Z?

**A** competition between rabbits for limited resources

**B** passing on of alleles to the next generation of young rabbits

**C** production of limited numbers of young rabbits

**D** selection by humans of rabbits with desirable characteristics

**36** The diagram shows a food web.

View solution

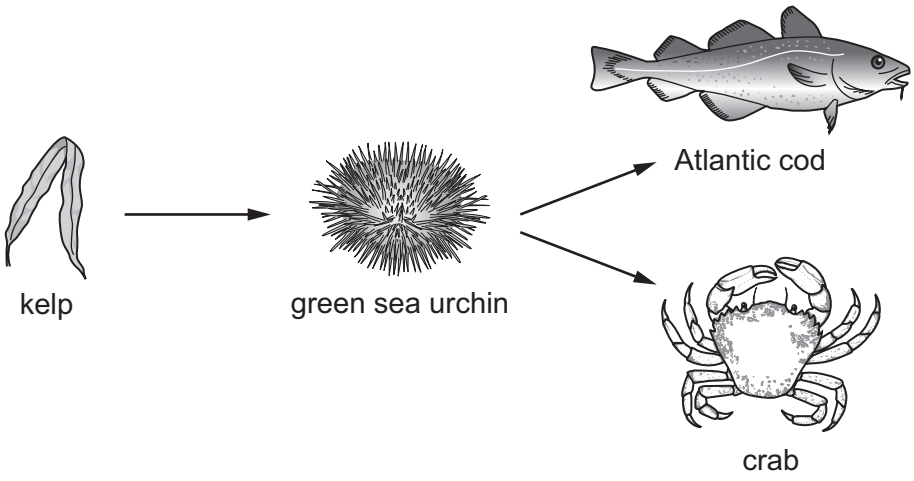


What is the principal source of energy input into this food web?

**A** green sea urchins

**B** kelp

**C** the sea

**D** the Sun

**37** The diagram shows a food web.

View solution

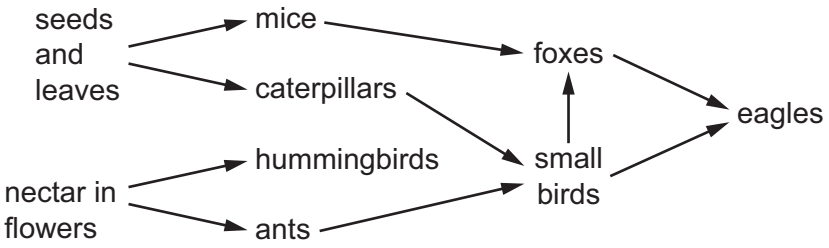


Which statement is correct?

**A** Eagles obtain all their energy by eating foxes.

**B** If the hummingbirds all die the caterpillars will have more food.

**C** The food chain nectar in flowers → ants → small birds → foxes is part of this food web.

**D** The mice and caterpillars are the only examples of herbivores in this food web.

**38** Which process in the water cycle only involves living organisms?

View solution

**A** condensation

**B** evaporation

**C** precipitation

**D** transpiration

**39** Bacteria are useful in ……X…… because of their rapid ……Y…… rate and their ability to make complex ……Z…… .

View solution

Which row completes the sentence?

| | X | Y | Z |
|---|---|---|---|
| **A** | bread making | competition | chemicals |
| **B** | biotechnology | reproduction | molecules |
| **C** | ethanol production | competition | enzymes |
| **D** | genetic engineering | production | pectinase |

© UCLES 2021

**40** An area of forest was destroyed by a forest fire. Eventually the forest regrew.

What is likely to happen to the amount of soil erosion and flooding when the forest has regrown?

View solution

**A** Soil erosion increases and flooding increases.

**B** Soil erosion decreases and flooding decreases.

**C** Soil erosion increases and flooding decreases.

**D** Soil erosion decreases and flooding increases.

Permission to reproduce items where third-party owned material protected by copyright is included has been sought and cleared where possible. Every reasonable effort has been made by the publisher (UCLES) to trace copyright holders, but if any items requiring clearance have unwittingly been included, the publisher will be pleased to make amends at the earliest possible opportunity.

To avoid the issue of disclosure of answer-related information to candidates, all copyright acknowledgements are reproduced online in the Cambridge Assessment International Education Copyright Acknowledgements Booklet. This is produced for each series of examinations and is freely available to download at www.cambridgeinternational.org after the live examination series.

Cambridge Assessment International Education is part of the Cambridge Assessment Group. Cambridge Assessment is the brand name of the University of Cambridge Local Examinations Syndicate (UCLES), which itself is a department of the University of Cambridge.

© UCLES 2021