Cambridge Assessment International Education

Cambridge IGCSE™

BIOLOGY **0610/22**

Paper 2 Multiple Choice (Extended) **May/June 2021**

45 minutes

You must answer on the multiple choice answer sheet.

You will need: Multiple choice answer sheet
Soft clean eraser
Soft pencil (type B or HB is recommended)

INSTRUCTIONS

- There are **forty** questions on this paper. Answer **all** questions.
- For each question there are four possible answers **A**, **B**, **C** and **D**. Choose the **one** you consider correct and record your choice in soft pencil on the multiple choice answer sheet.
- Follow the instructions on the multiple choice answer sheet.
- Write in soft pencil.
- Write your name, centre number and candidate number on the multiple choice answer sheet in the spaces provided unless this has been done for you.
- Do **not** use correction fluid.
- Do **not** write on any bar codes.
- You may use a calculator.

INFORMATION

- The total mark for this paper is 40.
- Each correct answer will score one mark.
- Any rough working should be done on this question paper.

IB21 06_0610_22/3RP
© UCLES 2021

1 What is a characteristic of all living organisms?

View solution

A breathing

B circulation

C egestion

D sensitivity

2 The bonobo and the chimpanzee are two closely related species.

View solution

What is the **most** accurate method of deciding how closely related species are?

A compare evolutionary relationships of other species

B compare the base sequences of their DNA

C compare their anatomy

D compare their morphology

3 Scientists discover a new species of animal.

View solution

It has a segmented body with two pairs of legs on each segment.

To which group of animals does this new species belong?

A arachnids

B crustaceans

C insects

D myriapods

4 Which part of a cell makes glucose?

View solution

A cell membrane

B chloroplast

C nucleus

D vacuole

© UCLES 2021

5 The diagram shows some of the blood vessels and other structures in the human body.

View solution

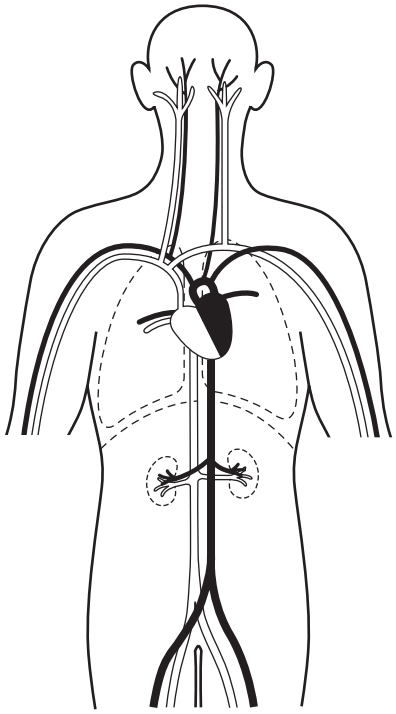

The blood vessels shown are all parts of the same

A cell.

B organ.

C organ system.

D tissue.

6 A photograph shows a plant cell nucleus measuring 2 mm across.

View solution

If the magnification of the cell is ×500, what is the actual size of the nucleus?

A 0.00002 mm **B** 0.004 mm **C** 0.04 mm **D** 250 mm

7 By which process do oxygen and carbon dioxide move between cells and capillaries?

View solution

A breathing

B diffusion

C excretion

D respiration

© UCLES 2021

8 Which process is involved in the uptake of glucose by the epithelial cells of kidney tubules?

View solution

A active transport

B osmosis

C translocation

D transpiration

9 Which element is found in proteins but **not** carbohydrates?

View solution

A carbon

B hydrogen

C nitrogen

D oxygen

10 The sequence of the bases present on one strand of a DNA molecule is shown.

View solution

ATTGGACGGT

Which sequence shows the bases present on the opposite strand?

A CGGTTCATTG

B TCCAATGAAC

C TAACCTGCCA

D ATTGGACGGT

11 Starch is digested by amylase in the mouth, but it is not digested in the stomach.

View solution

What is the reason for this?

A All starch digestion is completed in the mouth.

B The pH in the stomach is not suitable for the amylase to work.

C The starch does not stay in the stomach long enough to be digested.

D The temperature in the stomach is not suitable for the amylase to work.

12 Which statement about an enzyme-controlled reaction is correct?

View solution

A During the reaction, the substrate changes into products.

B The enzyme is gradually used up during the reaction.

C The enzyme is slowly broken down during the reaction.

D The higher the temperature, the slower the reaction.

© UCLES 2021

13 A plant with striped leaves was kept in bright light for six hours.

View solution

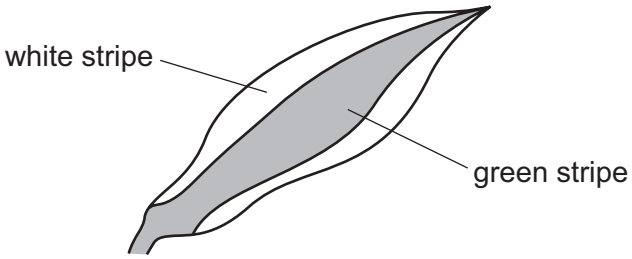

A leaf was taken from the plant and the chlorophyll was removed. The leaf was then tested for starch using iodine solution.

Which diagram shows the result of the test?

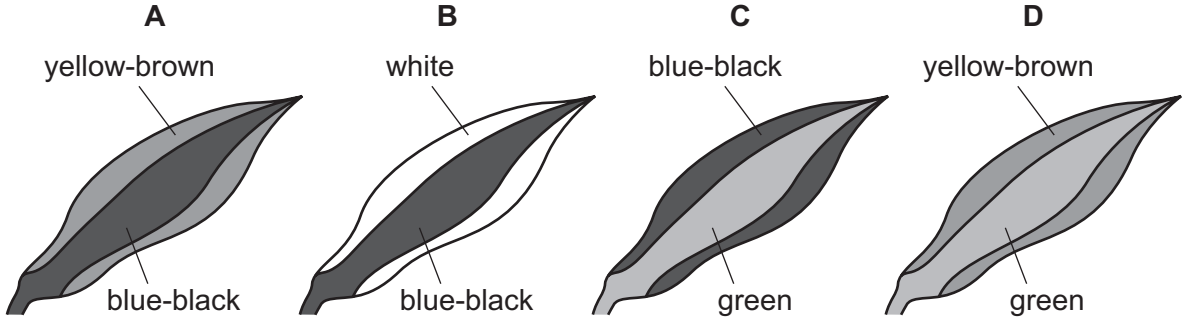

14 The graph shows daily carbon dioxide uptake and transpiration by the plant *Agave americana*.

View solution

The plant is adapted to live in very dry conditions.

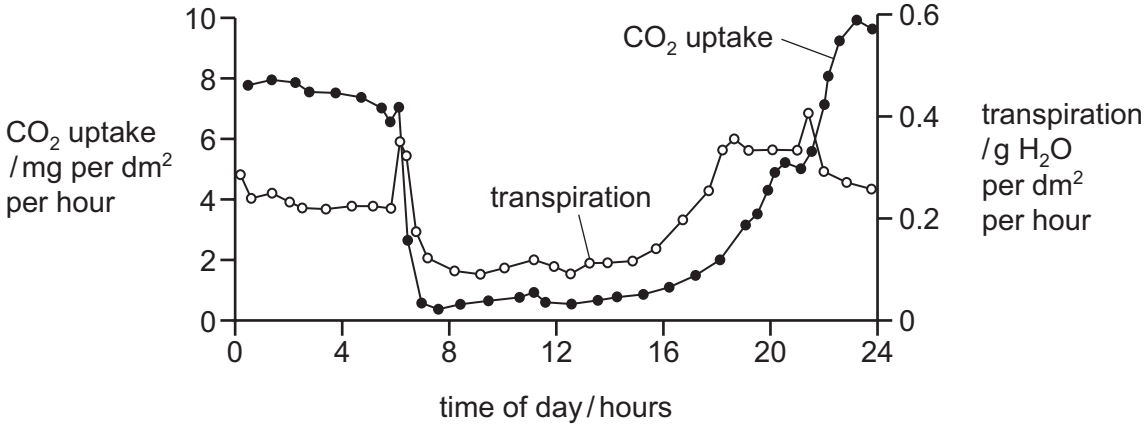

What can be concluded from this graph?

A More stomata are closed during dark periods.

B More stomata are closed during light periods.

C There is no carbon dioxide uptake during dark periods.

D There is no water uptake during light periods.

© UCLES 2021

15 Statements 1 to 4 describe stages in the development of cholera.

View solution

1 Chloride ions are secreted into the gut.

2 Osmosis causes water to move into the gut.

3 The infected person becomes dehydrated.

4 Toxins are produced by the pathogenic bacteria.

What is the correct sequence of the four stages?

A $1 \rightarrow 2 \rightarrow 3 \rightarrow 4$

B $1 \rightarrow 4 \rightarrow 3 \rightarrow 2$

C $4 \rightarrow 1 \rightarrow 2 \rightarrow 3$

D $4 \rightarrow 1 \rightarrow 3 \rightarrow 2$

16 The diagram shows part of the human body.

View solution

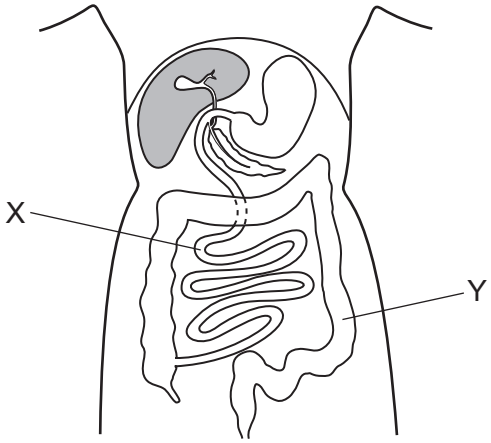

Which statement about organs X and Y is correct?

A X absorbs more water from food than Y.

B X does not absorb water from food.

C Y absorbs more water from food than X.

D Y does not absorb water from food.

17 Which sequence describes the pathway taken by water as it moves through a plant?

View solution

A root hair cell → xylem → root cortex cell → mesophyll

B mesophyll → xylem → root cortex cell → root hair cell

C root cortex cell → root hair cell → xylem → mesophyll

D root hair cell → root cortex cell → xylem → mesophyll

© UCLES 2021

18 The diagram shows a plant at different times of year.

stage 1 At the start of the growing season, the plant uses the food reserves stored in the bulb for the growth of shoots and leaves.

stage 2 Later in the season, the leaves of the plant photosynthesise and the food reserves in the bulb are replaced.

View solution

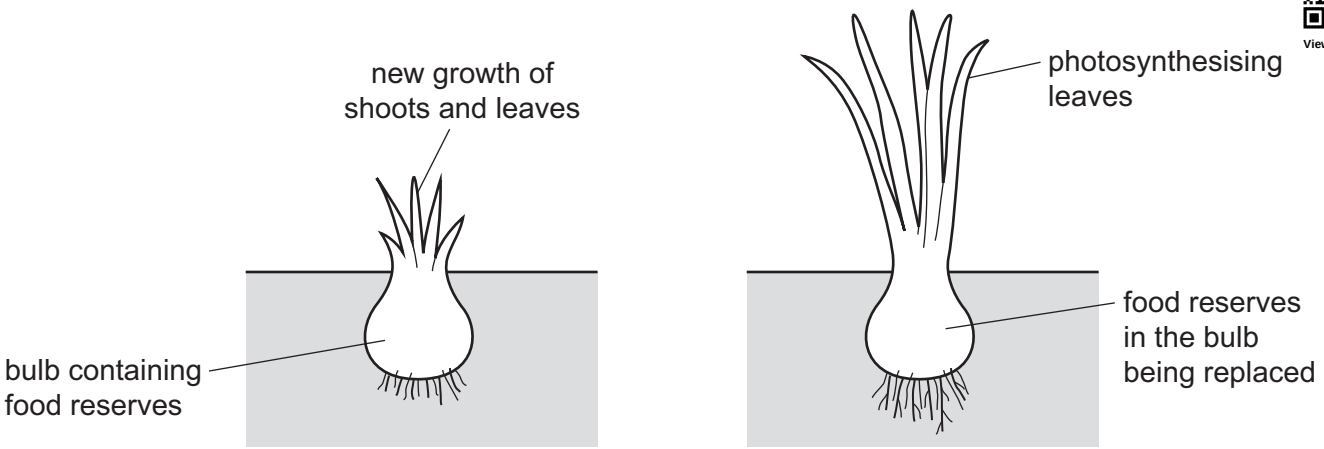

What is the role of the bulb during stage 1 and stage 2?

	stage 1	stage 2
A	sink	sink
B	sink	source
C	source	sink
D	source	source

19 How does blood enter the heart?

View solution

A through arteries into the atria

B through arteries into the ventricles

C through veins into the atria

D through veins into the ventricles

20 What is the sequence of organs that blood passes through during one circulation of the body of a fish?

View solution

A muscle → heart → gill → muscle

B muscle → gill → heart → muscle

C muscle → heart → gill → heart → muscle

D muscle → gill → heart → gill → muscle

© UCLES 2021

21 A child is vaccinated against measles. After a period of time the child is infected with the measles virus.

The graph shows the concentration of measles antibodies in the child's bloodstream during this time.

View solution

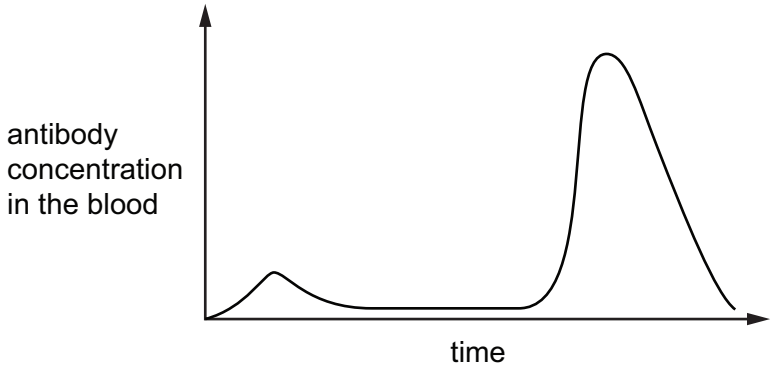

Which statement is consistent with the information in the graph?

A After the vaccination, the child produced memory cells.

B The child had passive immunity against measles.

C The measles virus contains antibodies.

D The vaccination failed to protect the child against measles.

22 Which sequence of changes takes place when we breathe in?

View solution

A diaphragm contracts → volume of thorax increases → pressure in lungs decreases

B diaphragm contracts → volume of thorax increases → pressure in lungs increases

C diaphragm relaxes → volume of thorax increases → pressure in lungs decreases

D diaphragm relaxes → volume of thorax increases → pressure in lungs increases

23 What is the link between muscle contraction, protein synthesis and the maintenance of a constant body temperature?

View solution

A They are controlled by hormones.

B They are examples of homeostasis.

C They require energy.

D They require carbon dioxide.

© UCLES 2021

24 After vigorous exercise, an athlete continues to breathe deeply during the recovery period.

View solution

During this recovery period the oxygen debt is removed.

Which reaction is used to remove the oxygen debt?

A aerobic respiration of lactic acid in the liver

B aerobic respiration of lactic acid in the muscles

C anaerobic respiration of lactic acid in the liver

D anaerobic respiration of lactic acid in the muscles

25 The diagram shows some of the organs in the human body.

View solution

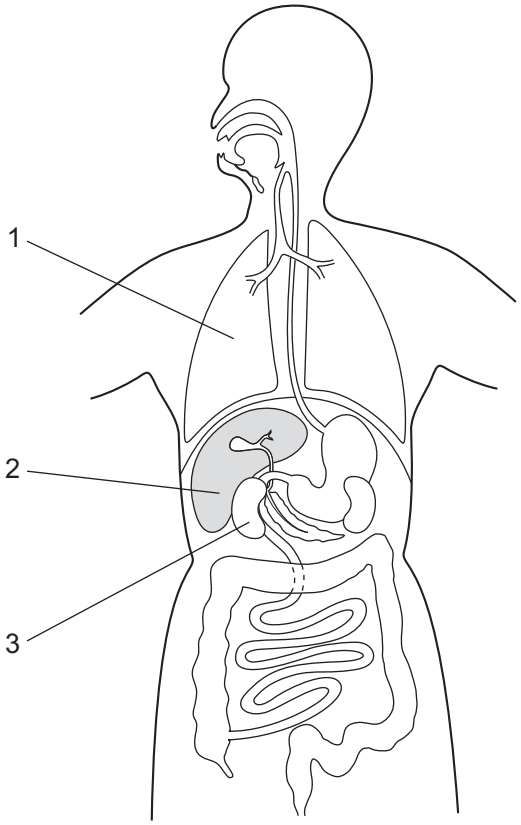

Which row matches the function to the correct organ?

	excretes carbon dioxide	excretes urea	produces urea
A	1	2	3
B	1	3	2
C	2	3	1
D	2	1	3

© UCLES 2021

26 What is the result of the release of adrenaline?

View solution

	blood glucose concentration	breathing rate
A	decreases	decreases
B	decreases	increases
C	increases	decreases
D	increases	increases

27 A person's skin looks more red in a warm environment than it does in a cool environment.

View solution

Which explanation is correct?

A The arterioles supplying capillaries in the skin vasodilate and less blood flows to the skin surface.

B The arterioles supplying capillaries in the skin vasodilate and more blood flows to the skin surface.

C The arterioles supplying capillaries in the skin vasoconstrict and more blood flows to the skin surface.

D The arterioles supplying capillaries in the skin vasoconstrict and less blood flows to the skin surface.

28 The diagram shows a plant next to a window.

View solution

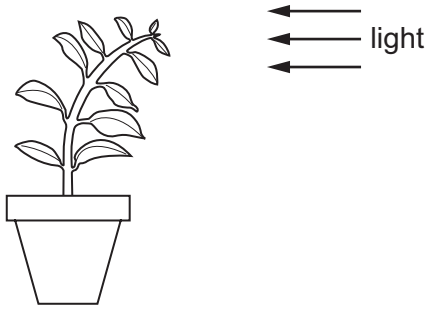

Which statement explains the plant shoot's growth?

A There is a higher concentration of auxin in the cells on the shaded side of the shoot. This prevents cell elongation.

B There is a higher concentration of auxin in the cells on the shaded side of the shoot. This stimulates cell elongation.

C There is a lower concentration of auxin in the cells on the shaded side of the shoot. This prevents cell elongation.

D There is a lower concentration of auxin in the cells on the shaded side of the shoot. This stimulates cell elongation.

© UCLES 2021

29 The graph shows how smoking different numbers of cigarettes for different lengths of time affects the risk of lung cancer.

View solution

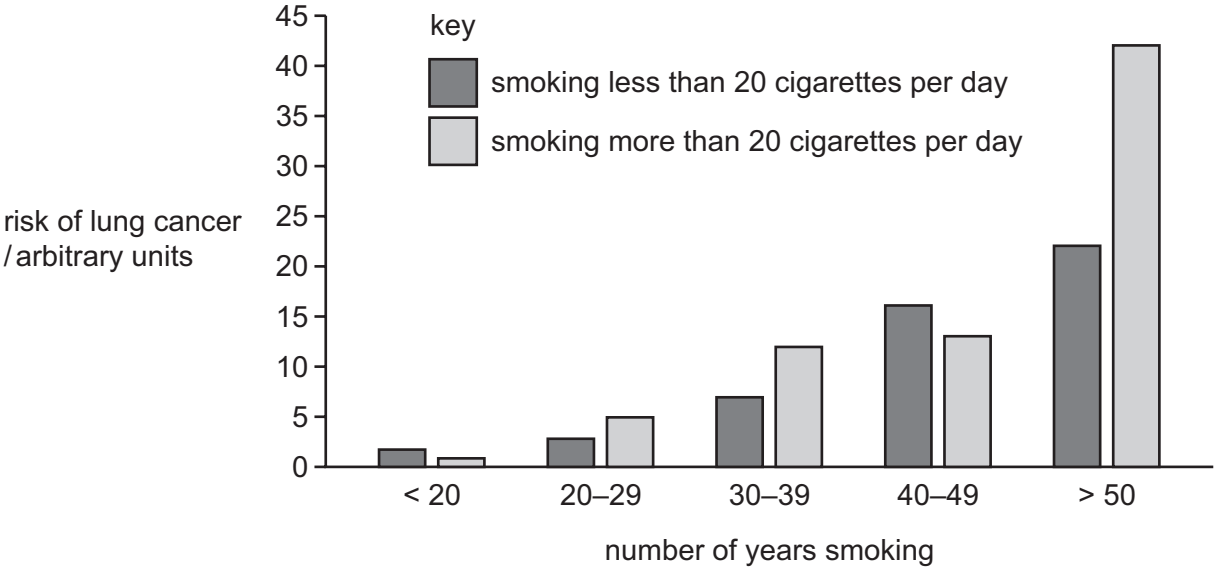

Which conclusions are supported by the data in the graph?

1 Smoking more than 20 cigarettes per day always increases the risk of lung cancer more than smoking less than 20 cigarettes per day.

2 Smoking cigarettes for more years increases the risk of lung cancer.

3 Smoking more than 20 cigarettes per day for more than 50 years has the highest risk of lung cancer.

A 1, 2 and 3 **B** 1 and 2 only **C** 1 and 3 only **D** 2 and 3 only

© UCLES 2021

30 The life cycle of aphids includes both sexual and asexual reproduction.

View solution

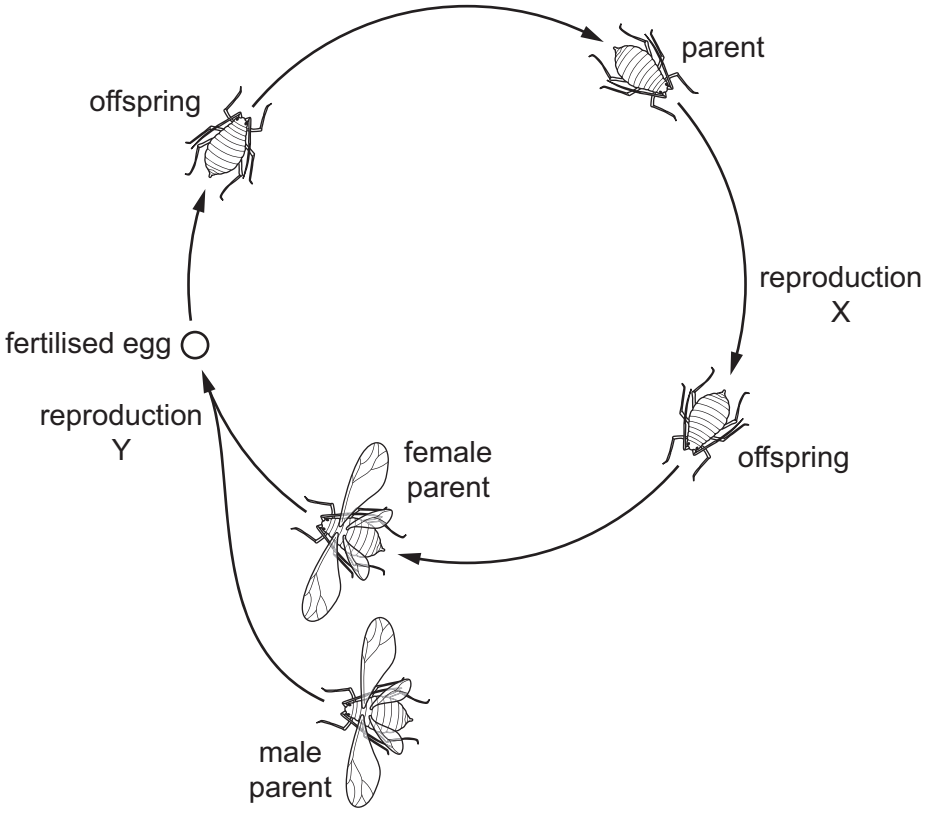

Which statement is correct?

A X shows asexual reproduction, which produces genetic variation in the offspring.

B Y shows asexual reproduction, which produces genetic variation in the offspring.

C X shows asexual reproduction, which produces genetically identical offspring.

D Y shows asexual reproduction, which produces genetically identical offspring.

31 Modern agricultural methods often use artificial insemination (AI) to breed dairy cattle.

View solution

Which statement describes the process of artificial insemination?

A Sperm is collected from a bull and frozen. The sperm is later inserted into the vagina of a cow.

B Eggs are removed from a cow and fertilised using sperm from a bull. The fertilised eggs are reinserted into the uterus of the cow.

C Male and female cows with desired characteristics are chosen to mate.

D Embryos are removed from the uterus of the cow. The embryos are frozen and stored for future use.

© UCLES 2021

32 The Tasmanian devil is an animal with seven pairs of chromosomes in each body cell.

View solution

The diagram shows the chromosomes in a cell from a Tasmanian devil.



Which statement is correct?

A The cell is a haploid cell containing pairs of chromosomes.

B The cell is a diploid cell with no pairs of chromosomes.

C The cell is a haploid cell with no pairs of chromosomes.

D The cell is a diploid cell containing pairs of chromosomes.

33 Some statements about mitosis are listed.

View solution

1 Cells divide and produce new cells to repair damaged tissues.

2 Chromosomes are duplicated and the cell separates to form gametes.

3 Chromosomes are duplicated and the cell separates to form genetically identical cells.

4 Mitosis is used in asexual reproduction.

Which statements are correct?

A 1, 2 and 3 **B** 1, 3 and 4 **C** 2 and 4 **D** 3 and 4 only

34 Coat colour in cattle is controlled by two codominant alleles.

View solution

The genotype C^RC^R results in cattle with a red coloured coat. The genotype C^WC^W results in cattle with a white coloured coat. The genotype C^RC^W results in a roan coat; these cattle have a mixture of red hairs and white hairs in their coat.

A mating occurs between a red cow and a roan bull.

What is the expected ratio of coat colour in the offspring?

A 50% red, 50% white

B 100% red

C 50% red, 50% roan

D 100% roan

© UCLES 2021

35 Which feature would help a plant to survive in a dry environment?

View solution

A large leaves

B many stomata

C small roots

D thick waxy cuticle

36 What occurs as a result of artificial selection?

View solution

A antibiotic resistance in bacteria

B disease resistant crops

C presence of roots in cactus plants

D sickle cell anaemia

37 Which type of energy is passed from organism to organism in a food chain?

View solution

A light

B chemical

C heat

D kinetic

38 The diagram shows a food web.

View solution

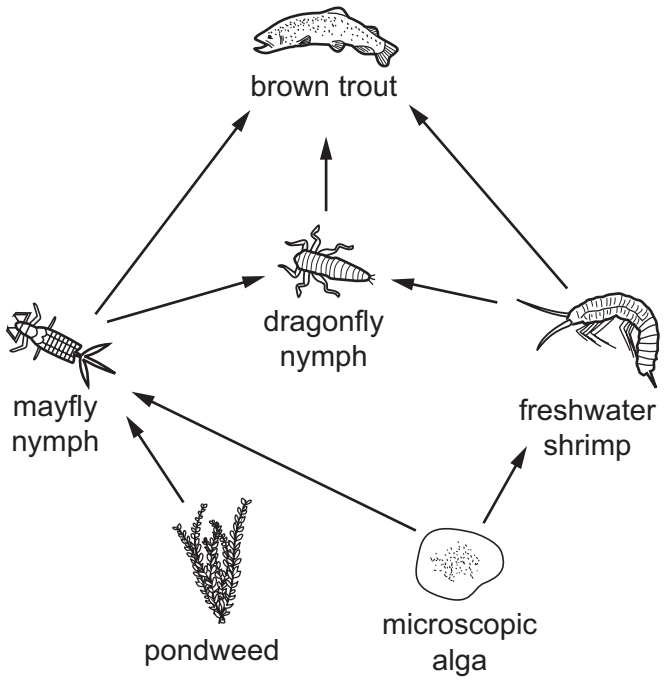

How many organisms feed at more than one trophic level?

A 0 **B** 1 **C** 2 **D** 3

39 Bacteria can be used to make human proteins.

Which statement explains why this is possible when a human gene is placed in a bacterial cell?

View solution

A Bacteria are able to reproduce rapidly.

B Bacteria are very small organisms.

C Bacteria contain genetic material in plasmids.

D Bacteria have the same genetic code as humans.

40 The process of eutrophication begins with the increased availability of nitrate ions and other ions in water.

View solution

The processes involved in eutrophication are listed.

1 increased aerobic respiration by decomposers

2 increased death of producers due to lack of light

3 rapid growth of producers

4 oxygen concentration in the water decreases and more organisms die

What is the correct sequence?

A $3 \rightarrow 2 \rightarrow 1 \rightarrow 4$

B $3 \rightarrow 4 \rightarrow 2 \rightarrow 1$

C $4 \rightarrow 1 \rightarrow 2 \rightarrow 3$

D $4 \rightarrow 1 \rightarrow 3 \rightarrow 2$

© UCLES 2021

BLANK PAGE

Permission to reproduce items where third-party owned material protected by copyright is included has been sought and cleared where possible. Every reasonable effort has been made by the publisher (UCLES) to trace copyright holders, but if any items requiring clearance have unwittingly been included, the publisher will be pleased to make amends at the earliest possible opportunity.

To avoid the issue of disclosure of answer-related information to candidates, all copyright acknowledgements are reproduced online in the Cambridge Assessment International Education Copyright Acknowledgements Booklet. This is produced for each series of examinations and is freely available to download at www.cambridgeinternational.org after the live examination series.

Cambridge Assessment International Education is part of the Cambridge Assessment Group. Cambridge Assessment is the brand name of the University of Cambridge Local Examinations Syndicate (UCLES), which itself is a department of the University of Cambridge.

© UCLES 2021