CAMBRIDGE
International Education

Cambridge IGCSE™

BIOLOGY **0610/12**

Paper 1 Multiple Choice (Core) **May/June 2026**

45 minutes

You must answer on the multiple choice answer sheet.

You will need: Multiple choice answer sheet
Soft clean eraser
Soft pencil (type B or HB is recommended)

INSTRUCTIONS

- There are **forty** questions on this paper. Answer **all** questions.
- For each question there are four possible answers **A**, **B**, **C** and **D**. Choose the **one** you consider correct and record your choice in soft pencil on the multiple choice answer sheet.
- Follow the instructions on the multiple choice answer sheet.
- Write in soft pencil.
- Write your name, centre number and candidate number on the multiple choice answer sheet in the spaces provided unless this has been done for you.
- Do **not** use correction fluid or tape.
- Do **not** write on any bar codes.
- You may use a calculator.

INFORMATION

- The total mark for this paper is 40.
- Each correct answer will score one mark.
- Any rough working should be done on this question paper.

This document has **16** pages.

© Cambridge University Press & Assessment 2026

1 Which two characteristics of living organisms does phototropism demonstrate?

View solution

A growth and nutrition

B growth and sensitivity

C movement and nutrition

D nutrition and sensitivity

2 What does the binomial system involve?

View solution

A giving all organisms a genus name and a species name

B placing all organisms into a kingdom

C placing all organisms into a kingdom and a genus

D using identifiable features to produce a dichotomous key

3 Which row describes features that all mammals have?

View solution

key

✓ = feature present in all mammals

✗ = feature **not** present in all mammals

	produce milk	**have hair**	**have vertebrae**
A	✓	✓	✓
B	✓	✓	✗
C	✓	✗	✓
D	✗	✓	✓

© Cambridge University Press & Assessment 2026

4 The diagram shows the structure of a plant cell.

View solution

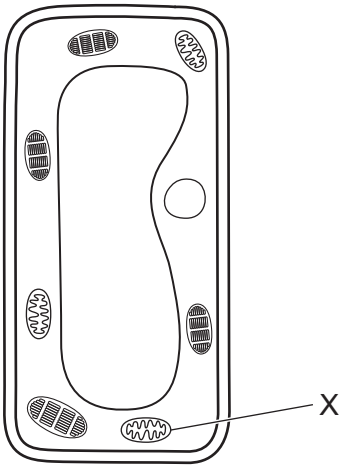

What is organelle X?

A chloroplast

B mitochondrion

C nucleus

D vacuole

5 A student viewed a cross-section of a plant stem using a microscope.

View solution

The student drew one vascular bundle from the plant stem.

The diameter of the vascular bundle in the diagram was 36 mm.

The actual diameter of the vascular bundle was 0.60 mm.

What is the magnification of the drawing?

A ×0.017 **B** ×6 **C** ×21.6 **D** ×60

© Cambridge University Press & Assessment 2026

6 Which row shows correct features of diffusion?

View solution

	direction of net movement of particles	always across a cell membrane	requires energy from respiration
A	high concentration to low concentration	no	no
B	high concentration to low concentration	yes	yes
C	low concentration to high concentration	no	yes
D	low concentration to high concentration	yes	no

7 Which smaller molecules is cellulose made from?

View solution

A amino acids

B fatty acids

C glucose

D glycerol

8 A test was carried out on a solution containing protein.

View solution

Which row shows the test solution used and the result of the test?

	test solution	result
A	Benedict's	brick-red
B	Benedict's	purple
C	biuret	brick-red
D	biuret	purple

© Cambridge University Press & Assessment 2026

9 Which statement about enzymes is correct?

View solution

A They are catalysts that are changed by the reaction they catalyse.

B They are catalysts that are important in maintaining the rate of reactions needed to sustain life.

C They are substances that are denatured at low temperatures.

D They are substances that are found only in plant and animal cells.

10 The diagram shows the apparatus at the start of an investigation.

View solution

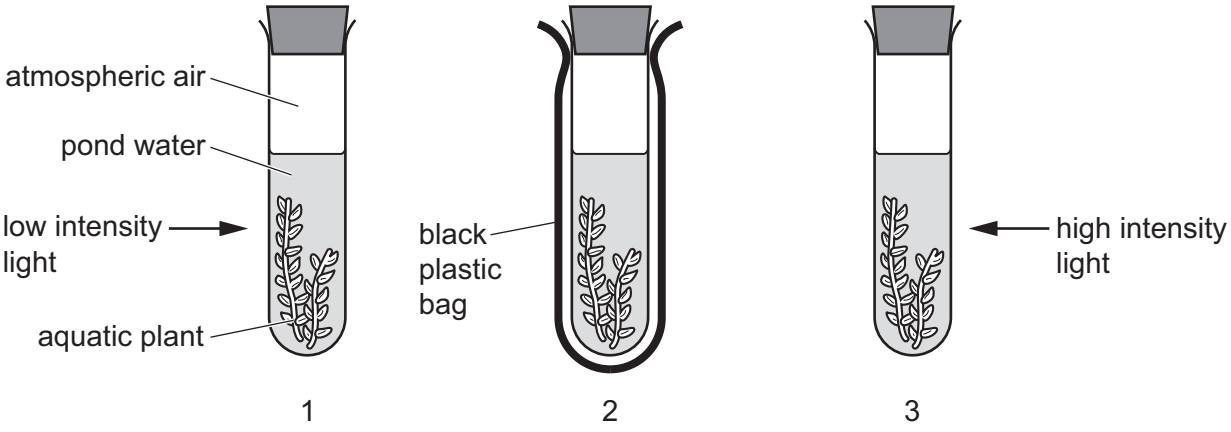

The apparatus was left for two hours and then the composition of the air at the top of each test-tube was analysed.

Which row shows the results in the test-tubes?

	test-tube with increase in carbon dioxide concentration	**test-tube with large increase in oxygen concentration**	**test-tube with small increase in oxygen concentration**
A	1	2	3
B	2	1	3
C	2	3	1
D	3	1	2

11 What is the function of nectar in plants?

View solution

A to attract insects for pollination

B to build cell walls

C to provide an energy store

D to synthesise proteins

© Cambridge University Press & Assessment 2026

12 The diagram shows a section through a leaf.

View solution

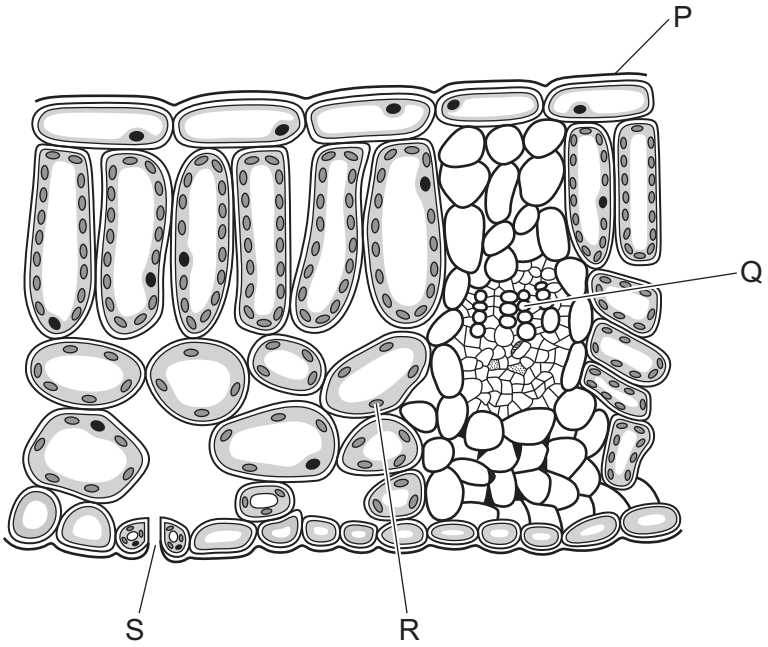

What are structures P, Q, R and S?

	P	Q	R	S
A	chloroplast	phloem	palisade tissue	xylem
B	cuticle	xylem	chloroplast	stoma
C	phloem	palisade tissue	cuticle	stoma
D	xylem	chloroplast	phloem	cuticle

13 The table shows the composition of milk R and milk S.

View solution

type of milk	carbohydrate / g per 100 g of milk	fat / g per 100 g of milk	protein / g per 100 g of milk
R	57.0	17.0	16.5
S	4.6	8.5	3.3

What is a comparison between milk R and milk S?

A Milk R contains 50% more fat than milk S.

B Milk R contains 400% more protein than milk S.

C Milk S provides more amino acids for growth.

D Milk S provides more energy for growth.

© Cambridge University Press & Assessment 2026

14 Some parts of the alimentary canal are listed.

View solution

1 duodenum

2 ileum

3 mouth

4 stomach

In which parts of the alimentary canal is starch digested?

A 1 and 3 **B** 1 and 4 **C** 2 and 3 **D** 2 and 4

15 A stem of celery was placed in a beaker with a red stain solution.

View solution

The diagram shows the appearance of the cut end of the celery stem at the start and after 12 hours.

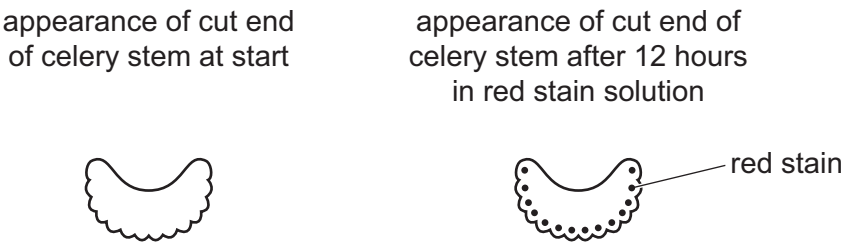

Which parts of the celery stem stained red?

A epidermal cells

B mesophyll cells

C phloem

D xylem

16 In which list do all three blood vessels carry oxygenated blood?

View solution

A aorta, pulmonary artery, renal artery

B aorta, pulmonary vein, renal artery

C vena cava, pulmonary artery, renal vein

D vena cava, pulmonary vein, renal vein

17 Which component of blood carries out phagocytosis?

View solution

A plasma

B platelets

C red blood cells

D white blood cells

© Cambridge University Press & Assessment 2026

18 Good personal hygiene is important to control the spread of disease.

View solution

What is an example of good personal hygiene in the kitchen?

A cooking food at a high temperature

B disposing of waste food in sealed containers

C storing uncooked meat in a fridge

D washing hands before preparing food

19 What is produced by the human body to protect it against pathogens?

View solution

	antibiotics	mucus	red blood cells
A	no	no	yes
B	no	yes	no
C	yes	no	no
D	yes	yes	yes

20 What is the sequence of structures through which a molecule of oxygen travels to pass from the air into the blood of a person?

View solution

A bronchiole → larynx → capillary → alveolus wall

B alveolus wall → capillary → bronchiole → larynx

C larynx → bronchiole → alveolus wall → capillary

D larynx → capillary → bronchiole → alveolus wall

21 Which row describes the aerobic respiration of glucose?

View solution

	carbon dioxide produced	enzymes are required	oxygen required	water produced
A	✓	✓	✓	✓
B	✓	✗	✓	✓
C	✗	✓	✗	✓
D	✗	✗	✓	✗

© Cambridge University Press & Assessment 2026

22 The diagram shows the excretory system.

View solution

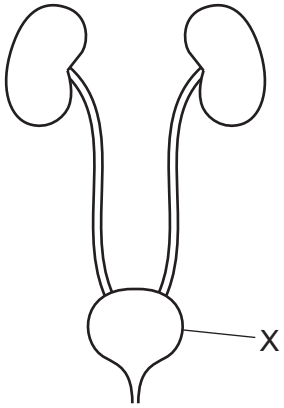

What is structure X?

A bladder

B kidney

C ureter

D urethra

23 Which structures form the central nervous system (CNS)?

View solution

	brain	**spinal cord**
A	no	no
B	no	yes
C	yes	no
D	yes	yes

© Cambridge University Press & Assessment 2026

24 Which statement describes what happens at W?

View solution

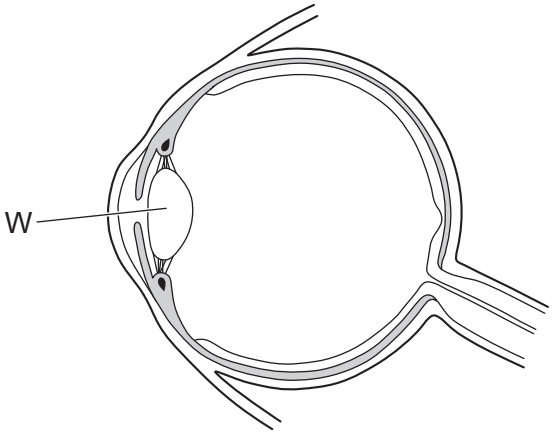

A Impulses are carried to the brain from the eye.

B Light is focused onto the retina.

C Light receptors detect light of different colours.

D The diameter changes to adapt to changes in light intensity.

25 The diagram shows some of the endocrine glands in a human body.

View solution

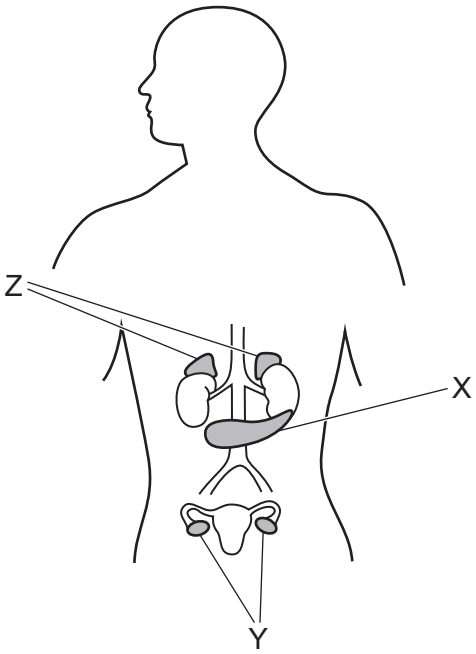

Which statement identifies an endocrine gland and the hormone it secretes?

A X is the pancreas and secretes insulin.

B Y are the adrenal glands and secrete adrenaline.

C Y are the testes and secrete testosterone.

D Z are the ovaries and secrete oestrogen.

© Cambridge University Press & Assessment 2026

26 The diagram shows a bean plant that was grown in a jar for several weeks in the dark.

View solution

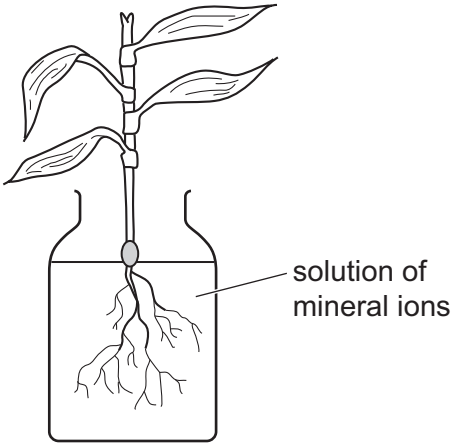

Which responses are shown by the bean plant root and bean plant shoot?

	bean plant root	bean plant shoot
A	gravitropism	gravitropism
B	gravitropism	phototropism
C	phototropism	gravitropism
D	phototropism	phototropism

27 Which row shows why only some infections can be successfully treated with antibiotics?

View solution

	antibiotics kill		
	bacteria	**resistant bacteria**	**viruses**
A	✓	✓	✗
B	✗	✗	✓
C	✓	✗	✗
D	✗	✓	✓

© Cambridge University Press & Assessment 2026

28 Which two structures are parts of the stamen in an insect-pollinated flower?

View solution

A anther and filament

B anther and style

C filament and stigma

D stigma and style

29 How do sperm cells compare with egg cells?

View solution

A larger, less motile, fewer in number than egg cells

B larger, more motile, greater in number than egg cells

C smaller, less motile, fewer in number than egg cells

D smaller, more motile, greater in number than egg cells

30 What is the phenotype of an organism?

View solution

A the combination of alleles

B the family pedigree

C the genetic make-up

D the observable features

31 Which diagram shows the inheritance of sex in humans?

View solution

A

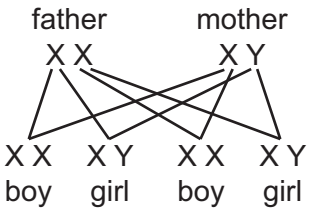

B

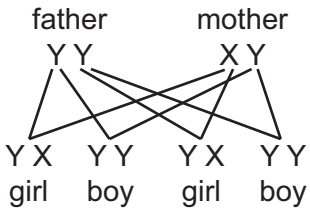

C

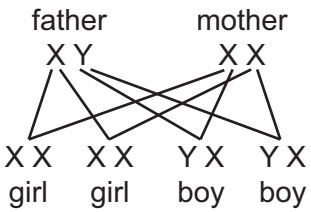

D

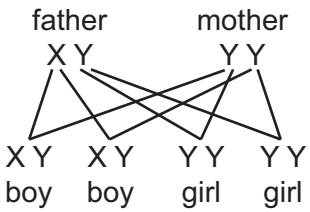

© Cambridge University Press & Assessment 2026

32 What is continuous variation?

View solution

A a limited number of phenotypes with no intermediates

B a limited number of phenotypes between two extremes

C a range of phenotypes with no intermediates

D a range of phenotypes between two extremes

33 The diagram shows a food chain.

View solution

Which organism is the secondary consumer?

A		**B**		**C**		**D**
grass	→	rabbit	→	fox	→	flea

© Cambridge University Press & Assessment 2026

34 The diagram shows a food web.

View solution

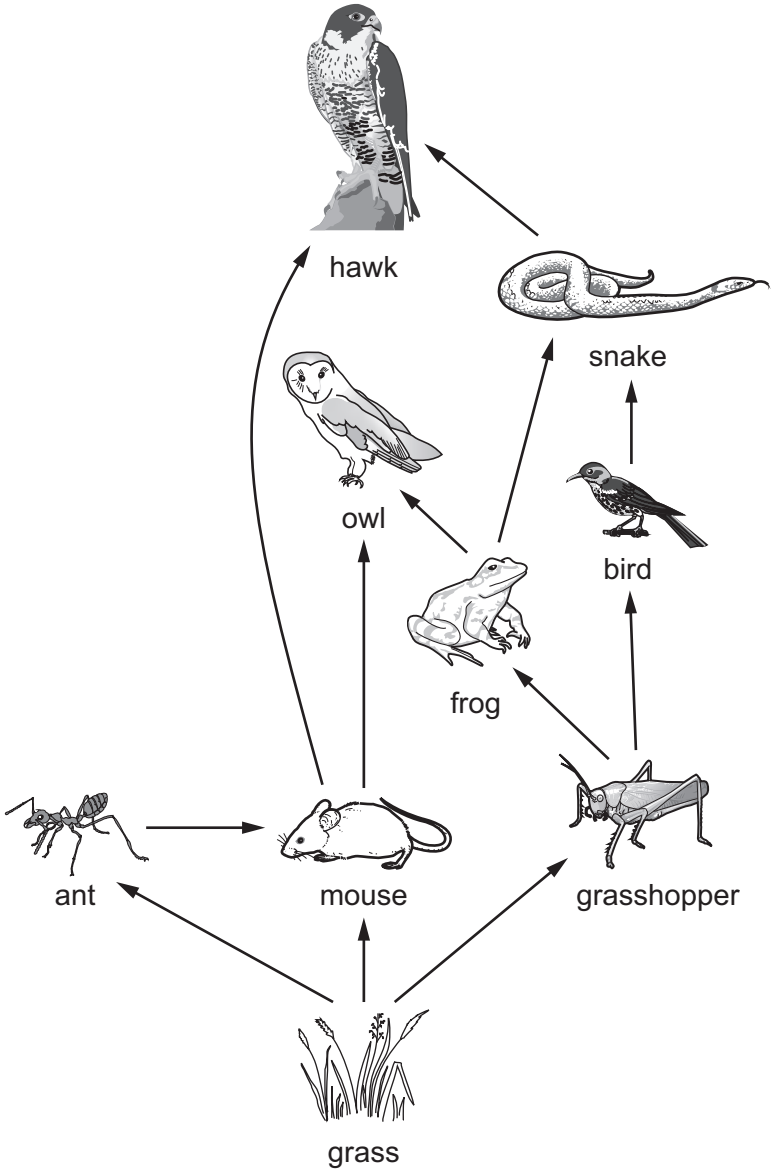

How many organisms are in trophic level four?

A 2 **B** 3 **C** 4 **D** 5

© Cambridge University Press & Assessment 2026

35 The diagram shows part of the carbon cycle.

View solution

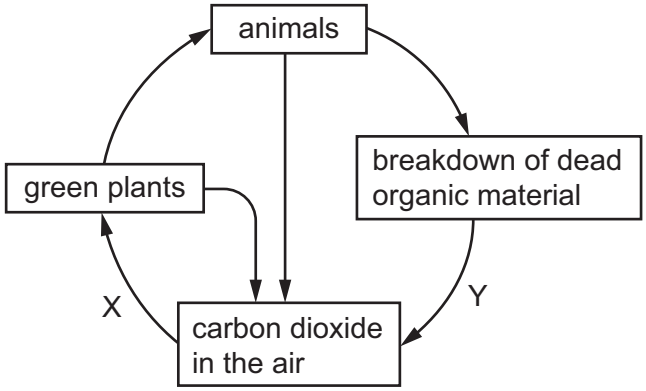

What do X and Y represent?

	X	Y
A	respiration	decomposition
B	decomposition	photosynthesis
C	decomposition	respiration
D	photosynthesis	decomposition

View solution

36 What is a community?

A a group of organisms of one species living in a habitat

B all members of all species and their non-living environment

C all populations of different species in an ecosystem

D the number of different species that live in an area

View solution

37 The graph shows the changes in a population of brine shrimp over a period of time.

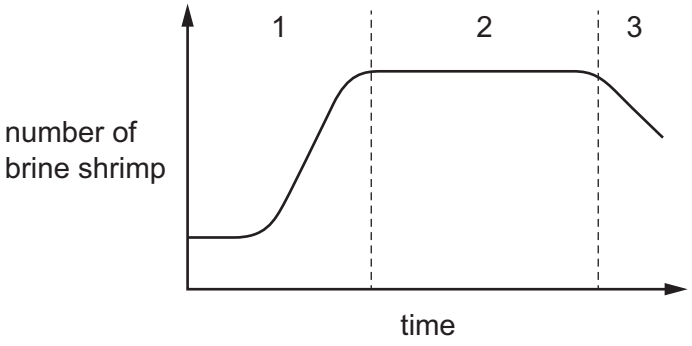

Over which section or sections is the birth rate greater than the death rate?

A 1, 2 and 3 **B** 1 and 2 only **C** 1 only **D** 2 only

© Cambridge University Press & Assessment 2026

38 Scientists investigated the size of populations of different species in four areas.

View solution

Each pie chart shows the results for one area.

Each colour represents a different species.

Which area has the highest biodiversity?

A

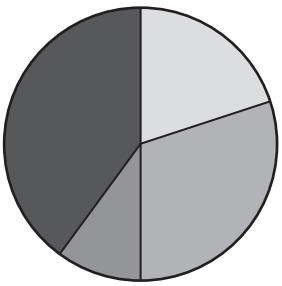

B

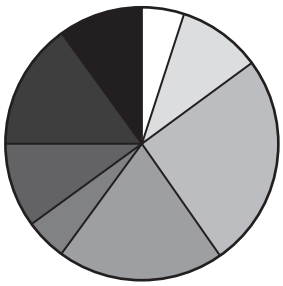

C

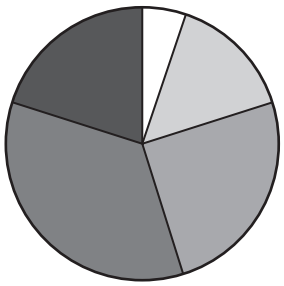

D

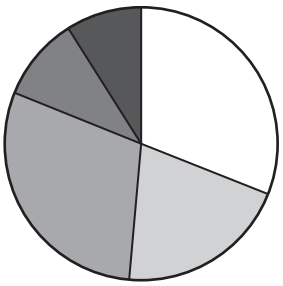

39 On average, a cow produces 50 kg of methane per year.

View solution

If a feed additive is added to the cow's food, the mass of methane produced by the cow per year is reduced, on average, by 35%.

What is the average reduction in mass of methane produced by 90 cows over one year?

A 17.5 kg **B** 31.5 kg **C** 1575 kg **D** 4500 kg

40 Genes can be inserted into crop plants to make them resistant to herbicides.

View solution

Which process is this an example of?

A antibiotic resistance

B genetic modification

C natural selection

D selective breeding

Permission to reproduce items where third-party owned material protected by copyright is included has been sought and cleared where possible. Every reasonable effort has been made by the publisher (Cambridge University Press & Assessment) to trace copyright holders, but if any items requiring clearance have unwittingly been included, the publisher will be pleased to make amends at the earliest possible opportunity.

To avoid the issue of disclosure of answer-related information to candidates, all copyright acknowledgements are reproduced online in our Copyright Acknowledgements Booklet. This is produced for each series of examinations and is freely available to download at www.cambridgeinternational.org after the live examination series.

Cambridge International Education is the name of our awarding body and a part of Cambridge University Press & Assessment, which is a department of the University of Cambridge.

© Cambridge University Press & Assessment 2026