Cambridge International Examinations
Cambridge International General Certificate of Secondary Education

BIOLOGY **0610/11**

Paper 1 Multiple Choice **October/November 2015**

45 minutes

Additional Materials: Multiple Choice Answer Sheet
Soft clean eraser
Soft pencil (type B or HB is recommended)

MODIFIED LANGUAGE

READ THESE INSTRUCTIONS FIRST

Write in soft pencil.
Do not use staples, paper clips, glue or correction fluid.
Write your name, Centre number and candidate number on the Answer Sheet in the spaces provided unless this has been done for you.
DO **NOT** WRITE IN ANY BARCODES.

There are **forty** questions on this paper. Answer **all** questions. For each question there are four possible answers **A**, **B**, **C** and **D**.
Choose the **one** you consider correct and record your choice in **soft pencil** on the separate Answer Sheet.

Read the instructions on the Answer Sheet very carefully.

Each correct answer will score one mark. A mark will not be deducted for a wrong answer.
Any rough working should be done in this booklet.
Electronic calculators may be used.

The syllabus is approved for use in England, Wales and Northern Ireland as a Cambridge International Level 1/Level 2 Certificate.

This document consists of **17** printed pages and **3** blank pages.

© UCLES 2015

CAMBRIDGE International Examinations

1 Which process releases the most energy from one molecule of glucose?

View solution

A aerobic respiration

B anaerobic respiration in muscle

C anaerobic respiration in yeast

D photosynthesis

2 The diagram shows some leaves and flowers of different plants.

View solution



1 2 3 4 5

Which are from monocotyledons?

A 1 and 3 **B** 1 and 5 **C** 2 and 4 **D** 2 and 5

© UCLES 2015

3 The list shows the scientific names for eight animals, using the binomial system.

View solution

Alderia modesta

Arenicola cristata

Arenicola marina

Austrominius modestus

Bittium reticulatum

Botrylloides leachii

Botryllus schlosseri

Clypeostoma reticulatum

Which two animals are most closely related?

A *Alderia modesta* and *Austrominius modestus*

B *Arenicola cristata* and *Arenicola marina*

C *Bittium reticulatum* and *Clypeostoma reticulatum*

D *Botryllus schlosseri* and *Botrylloides leachii*

4 The diagram shows a flower seen from above.

View solution



Use the key to find the name of the family to which it belongs.

1	four petals	go to 2	
	five petals	go to 3	
2	two stamens	**A** *Scrophulariaceae*	
	six stamens	**B** *Brassicaceae*	
3	petals joined.....	**C** *Caryophyllaceae*	
	petals separate	**D** *Rosaceae*	

© UCLES 2015

5 Three cell structures are listed.

View solution

1 cell wall

2 cytoplasm

3 nucleus

Which structures are found in palisade cells **and** in liver cells?

A 1 and 2 **B** 1 only **C** 2 and 3 **D** 3 only

6 The diagram shows two plant cells, P and Q.

View solution

cell P

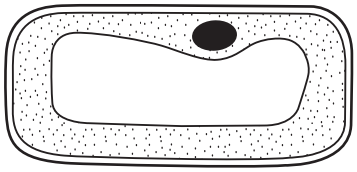

cell Q

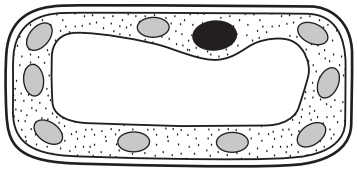

How does cell P differ from cell Q?

A It has no cell wall.

B It has no chloroplasts.

C It has no nucleus.

D It has no vacuole.

7 The diagram shows different types of cells.

View solution

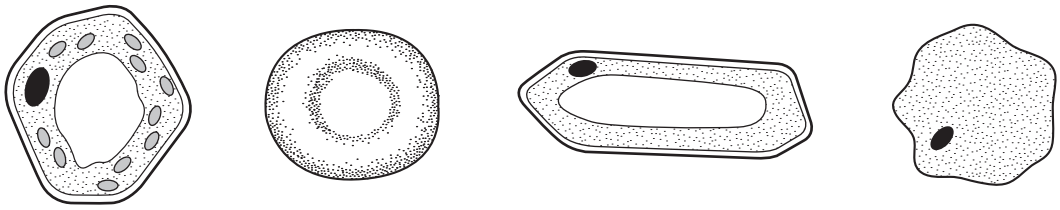

Which structure do all these cells have?

A cell membrane

B cell wall

C chloroplast

D nucleus

© UCLES 2015

8 The diagram shows a male gamete.

View solution



Which term describes the level of organisation of this gamete?

A cell

B organ

C organism

D tissue

9 Which description of xylem is correct?

View solution

A a cell used for absorption

B a tissue used for support

C an organ system used for conduction

D an organ used for transport

10 The diagram shows a fish in a pond.

View solution

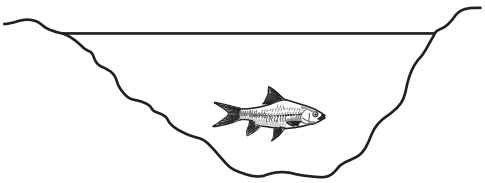

Why does oxygen diffuse from the air into the water before reaching the fish?

A Oxygen is more concentrated in the air than in the water.

B Oxygen is more concentrated in the water than in the air.

C Oxygen is needed by the fish for aerobic respiration.

D Oxygen is needed by the fish for anaerobic respiration.

11 Which structure provides the best surface for diffusion?

View solution

A atrium

B bronchioles

C ileum

D trachea

© UCLES 2015

12 What is true of **all** enzymes?

View solution

	they are sugars	they are most effective at pH7
A	✓	✓
B	✓	✗
C	✗	✓
D	✗	✗

13 The diagram shows a piece of small intestine during peristalsis.

View solution

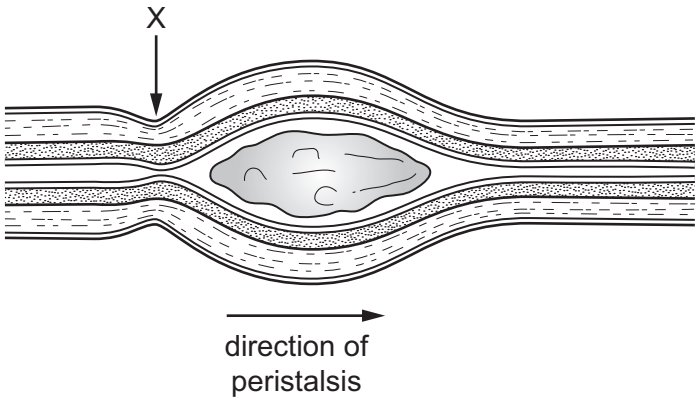

What is happening at X?

	circular muscles	longitudinal muscles
A	contracted	contracted
B	contracted	relaxed
C	relaxed	contracted
D	relaxed	relaxed

© UCLES 2015

14 A plant with striped leaves similar to the one below was kept in bright light for six hours.

View solution

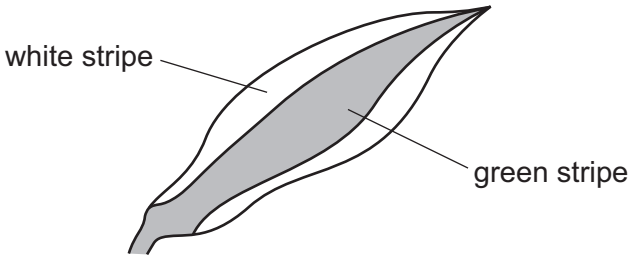

A leaf was taken from the plant and the chlorophyll removed. It was then tested for starch using iodine solution.

Which diagram shows the result of the test?

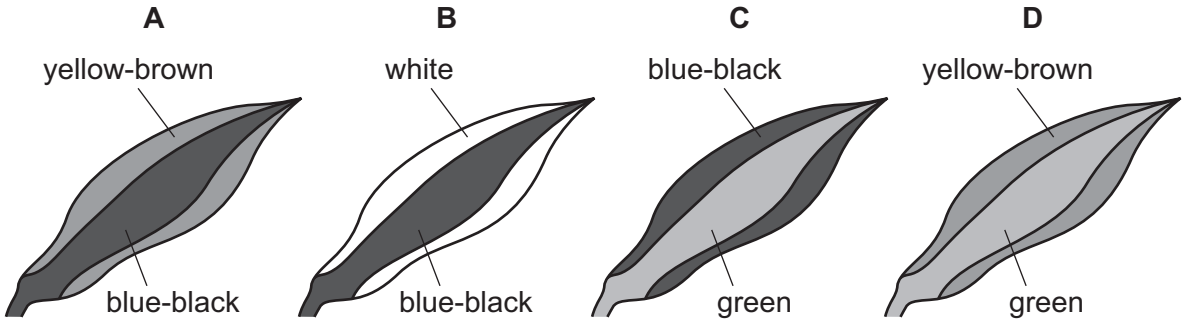

15 The diagram shows the human alimentary canal.

View solution

Which structure does **not** secrete digestive enzymes?

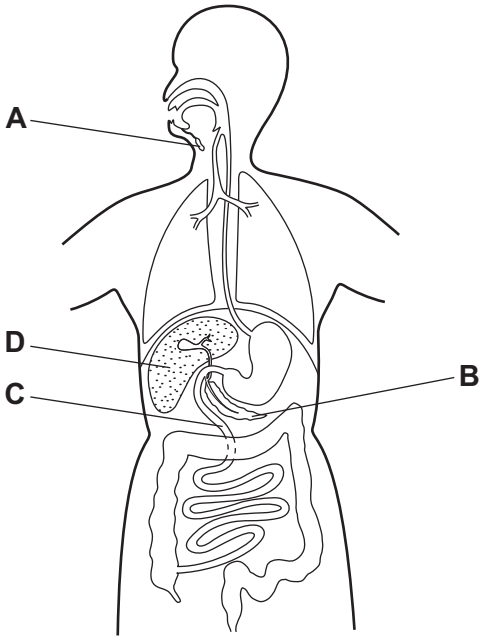

© UCLES 2015

16 Which substance is lost from the body of a healthy person by the kidneys, but **not** by the lungs?

View solution

A carbon dioxide

B glucose

C urea

D water

17 Which statement is correct for **most** veins in the human body?

View solution

A They carry blood at high pressure.

B They have a pulse.

C They have valves.

D They take blood away from the heart.

18 What is transported in the phloem and what is the direction of transport?

View solution

A starch, up and down

B starch, up only

C sucrose, down and up

D sucrose, down only

© UCLES 2015

19 Apparatus was set up as shown.

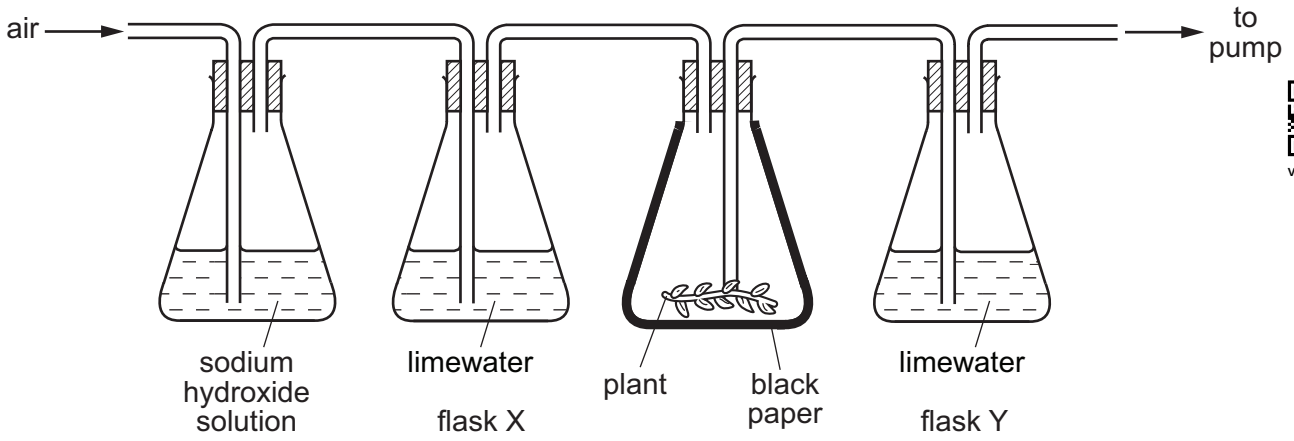

View solution

Sodium hydroxide removes carbon dioxide from the air. Limewater goes cloudy if carbon dioxide is bubbled through it.

What happens to the limewater in flasks X and Y when the pump is switched on?

	flask X	flask Y
A	goes cloudy	goes cloudy
B	goes cloudy	stays clear
C	stays clear	goes cloudy
D	stays clear	stays clear

View solution

20 The diagram shows apparatus used to investigate anaerobic respiration in yeast.

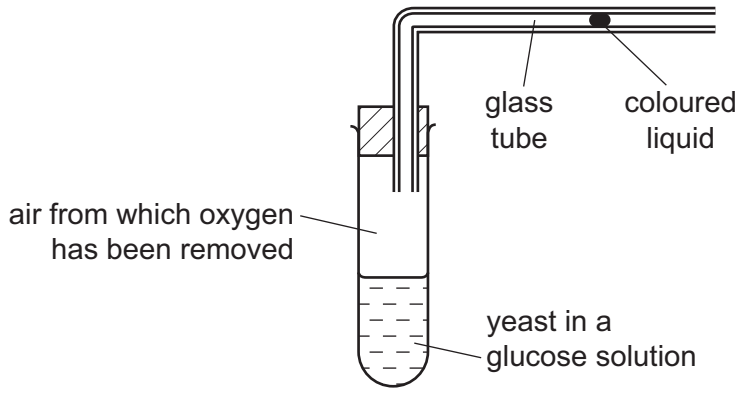

What happens to the coloured liquid?

A moves rapidly to the left

B moves slowly to the left

C moves to the right

D stays still

© UCLES 2015

21 Why do mammals sweat?

View solution

A to cool the body

B to lose water vapour through the skin surface

C to release energy through the oxidation of glucose

D to remove glucose from the blood

22 The diagram shows a section through part of the human eye.

View solution

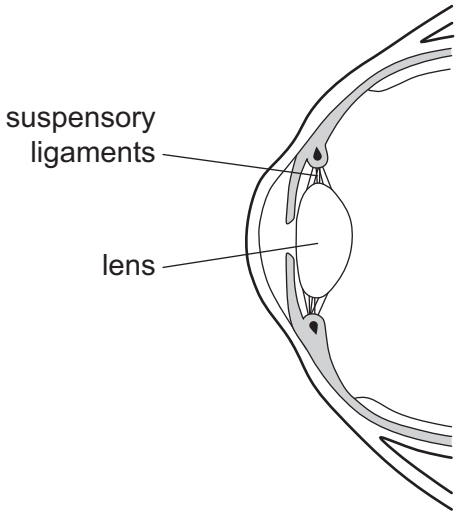

When a person looks at an object which is far away from their eye, which of the following happens?

	suspensory ligaments	lens
A	slacken	becomes fatter
B	slacken	becomes thinner
C	tighten	becomes fatter
D	tighten	becomes thinner

© UCLES 2015

23 The diagram shows half a flower.

View solution

On which structure would pollen be deposited in pollination?

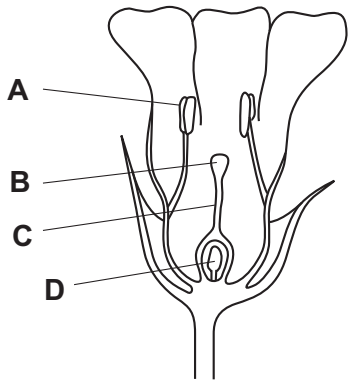

View solution

24 In which region does diffusion of materials take place between mother and fetus?

A amniotic sac

B ovary

C placenta

D umbilical cord

View solution

25 During childbirth, what must happen to the cervix and the uterus wall?

	cervix	uterus wall
A	contracts	contracts and relaxes
B	contracts	relaxes
C	dilates	contracts and relaxes
D	dilates	relaxes

© UCLES 2015

26 The diagram shows a baby, a child and an adult (not drawn to the same scale).

View solution

As a baby grows into an adult, which labelled region grows the **most**?

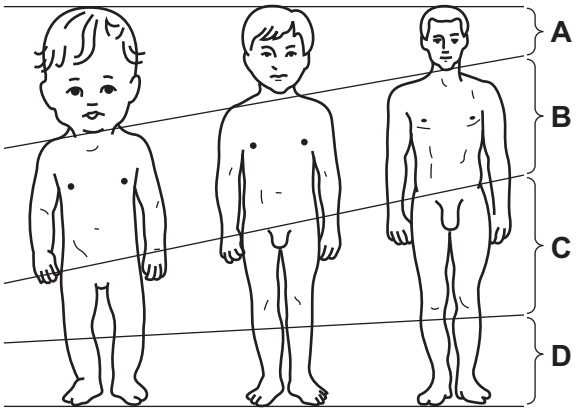

27 Four tubes were set up as shown and placed in the dark.

View solution

In which tube would the seeds germinate first?

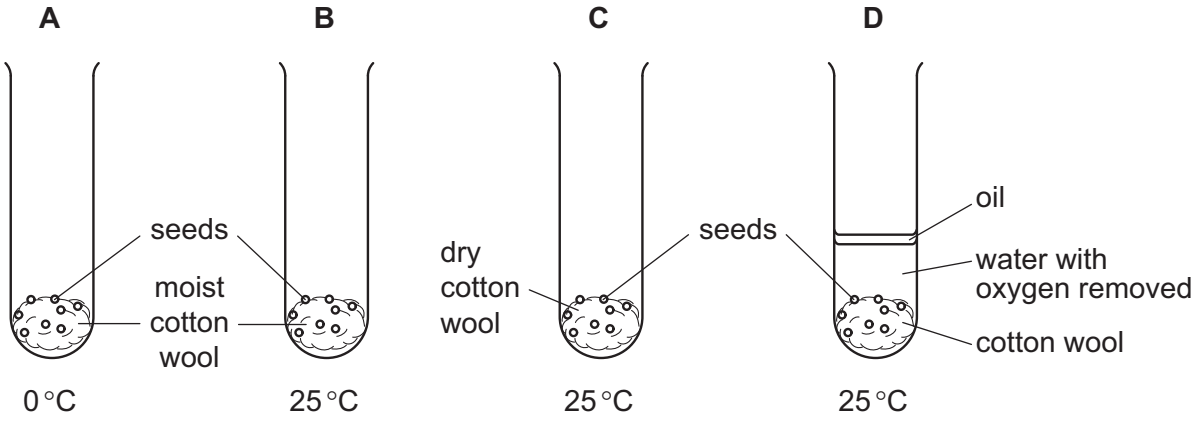

28 The graph shows the height of a child, from birth to the age of 10.

View solution

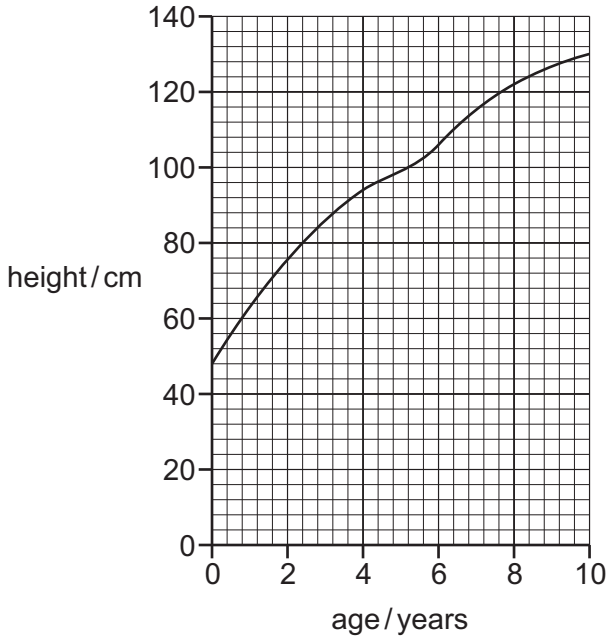

What was the approximate height of the child at 7 years of age?

A 106 cm **B** 116 cm **C** 122 cm **D** 130 cm

29 Which statement about the human sex chromosomes is correct?

View solution

A All boys have two Y chromosomes.

B Everybody has at least one X chromosome.

C Girls have a Y chromosome and an X chromosome.

D Nobody has two X chromosomes.

30 What results from meiosis of a diploid cell?

View solution

A genetically different diploid cells

B genetically different haploid cells

C genetically identical diploid cells

D genetically identical haploid cells

© UCLES 2015

31 Which pathway is taken by energy from the Sun?

View solution

A chemical energy in carbohydrates → stored in plants → trapped by chlorophyll

B stored in plants → chemical energy in carbohydrates → trapped by chlorophyll

C stored in plants → trapped by chlorophyll → chemical energy in carbohydrates

D trapped by chlorophyll → chemical energy in carbohydrates → stored in plants

32 The diagram shows a food chain.

View solution



If the hawks are removed from this food chain, what is likely to happen to the numbers of the other organisms in this chain?

	greenflies	ladybirds	insect-eating birds
A	decrease	increase	decrease
B	decrease	increase	increase
C	increase	decrease	decrease
D	increase	decrease	increase

33 The diagram shows a food web including a producer, consumers and a decomposer.

View solution

Which organism is the decomposer?

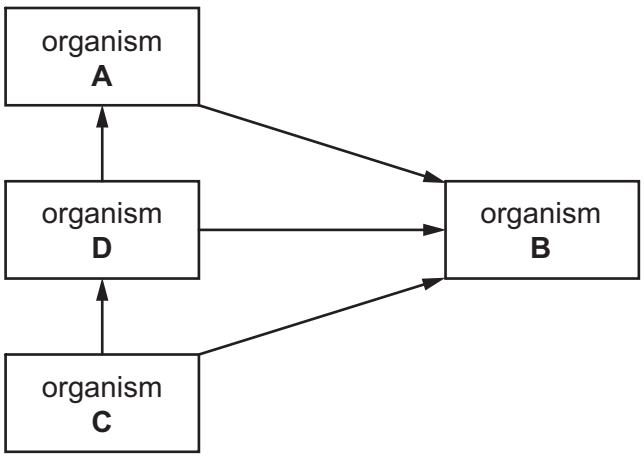

34 Which organisms remove carbon dioxide from the atmosphere?

View solution

A carnivores

B decomposers

C herbivores

D producers

35 Which process is **not** part of the carbon cycle?

View solution

A combustion

B photosynthesis

C respiration

D transpiration

36 The diagram shows a simple water cycle.

View solution

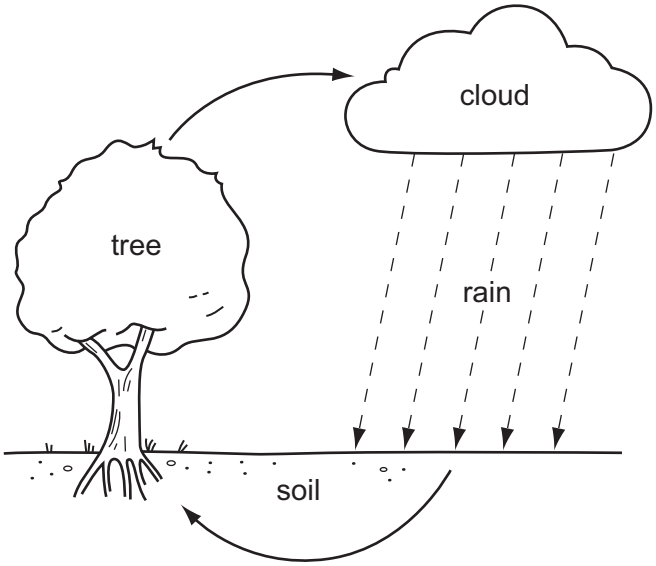

What is responsible for water loss from the tree?

A evaporation

B photosynthesis

C respiration

D translocation

37 The diagram shows the age structure of a human population.

View solution

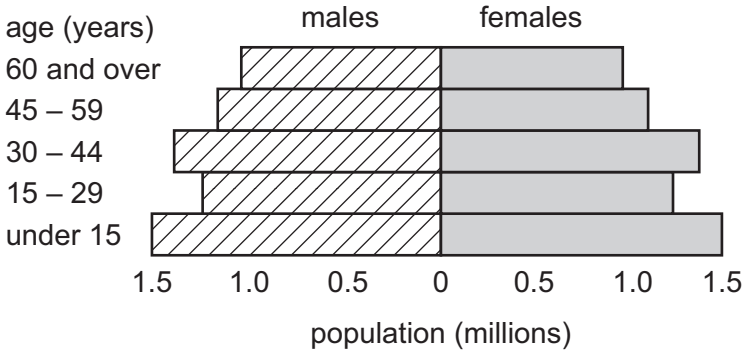

Which age group has the largest number of people?

A 60 and over

B 45-59

C 30-44

D under 15

38 What is a reason for conserving plant species?

View solution

A to absorb oxygen from the air

B to decrease rainfall

C to obtain drugs for medicinal use

D to release carbon dioxide into the air

39 What is **reduced** after deforestation?

View solution

A force of rain hitting the ground

B rainwater run-off

C soil erosion

D soil fertility

© UCLES 2015

40 The diagram shows four positions on a river where water samples were taken.

View solution

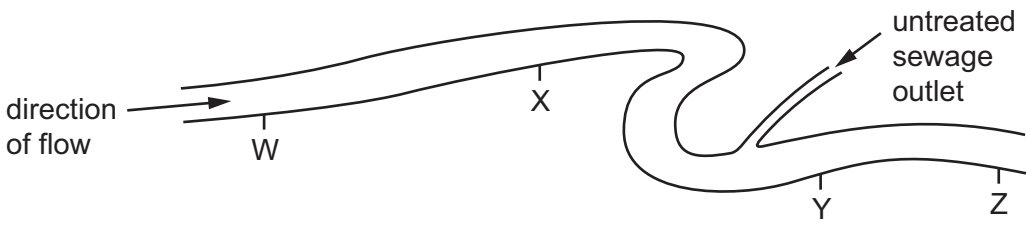

Which graph shows oxygen concentrations in the river?

A

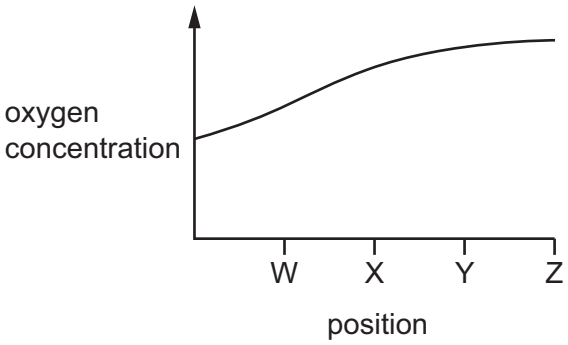

B

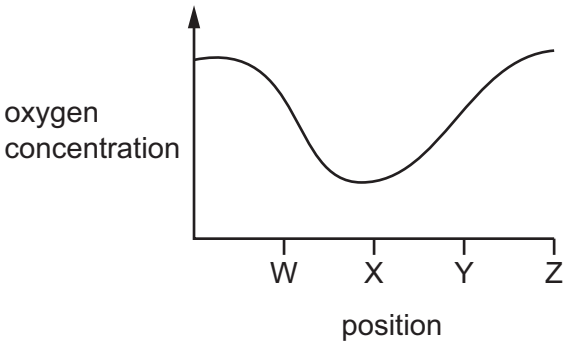

C

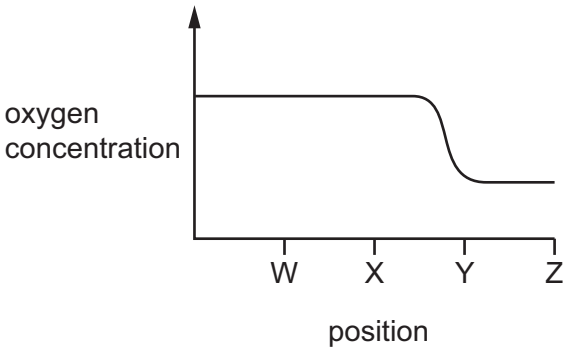

D

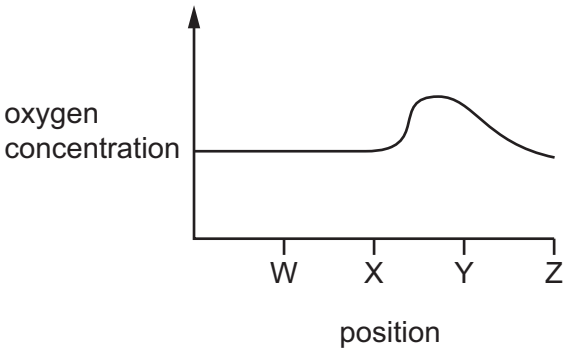

© UCLES 2015

BLANK PAGE

BLANK PAGE

BLANK PAGE

Permission to reproduce items where third-party owned material protected by copyright is included has been sought and cleared where possible. Every reasonable effort has been made by the publisher (UCLES) to trace copyright holders, but if any items requiring clearance have unwittingly been included, the publisher will be pleased to make amends at the earliest possible opportunity.

To avoid the issue of disclosure of answer-related information to candidates, all copyright acknowledgements are reproduced online in the Cambridge International Examinations Copyright Acknowledgements Booklet. This is produced for each series of examinations and is freely available to download at www.cie.org.uk after the live examination series.

Cambridge International Examinations is part of the Cambridge Assessment Group. Cambridge Assessment is the brand name of University of Cambridge Local Examinations Syndicate (UCLES), which is itself a department of the University of Cambridge.