Cambridge International Examinations
Cambridge International General Certificate of Secondary Education

BIOLOGY **0610/13**

Paper 1 Multiple Choice (Core) **October/November 2017**

45 minutes

Additional Materials: Multiple Choice Answer Sheet
Soft clean eraser
Soft pencil (type B or HB is recommended)

READ THESE INSTRUCTIONS FIRST

Write in soft pencil.
Do not use staples, paper clips, glue or correction fluid.
Write your name, Centre number and candidate number on the Answer Sheet in the spaces provided unless this has been done for you.
DO **NOT** WRITE IN ANY BARCODES.

There are **forty** questions on this paper. Answer **all** questions. For each question there are four possible answers **A**, **B**, **C** and **D**.
Choose the **one** you consider correct and record your choice in **soft pencil** on the separate Answer Sheet.

Read the instructions on the Answer Sheet very carefully.

Each correct answer will score one mark. A mark will not be deducted for a wrong answer.
Any rough working should be done in this booklet.
Electronic calculators may be used.

The syllabus is approved for use in England, Wales and Northern Ireland as a Cambridge International Level 1/Level 2 Certificate.

This document consists of **16** printed pages.

© UCLES 2017

CAMBRIDGE International Examinations

1 Which process releases water and energy?

View solution

A aerobic respiration

B osmosis

C photosynthesis

D protein synthesis

2 The dire wolf is an extinct species of wolf.

View solution

What is the correct scientific name for this wolf?

A *Canis Dirus*

B *canis dirus*

C *Canis dirus*

D *canis Dirus*

3 Which of the animals shown is a crustacean?

View solution

A



B



C

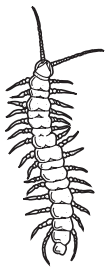

D



4 The diagram shows a type of plant cell.

View solution

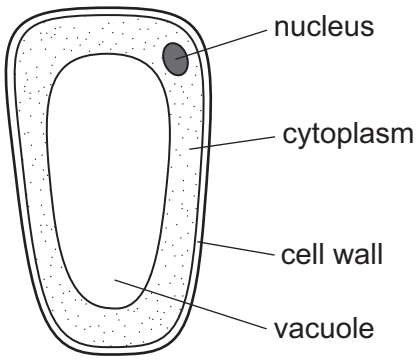

Where does this type of cell come from?

A a root

B cuticle

C palisade mesophyll

D spongy mesophyll

© UCLES 2017

5 Which structures are found in a white blood cell?

View solution

	cell membrane	cell wall	chloroplast	large vacuole	cytoplasm	nucleus
A	✓	✓	✗	✗	✗	✗
B	✓	✗	✗	✗	✓	✓
C	✗	✓	✗	✗	✗	✓
D	✗	✗	✓	✓	✗	✗

6 The diagram shows the structure of a plant cell.

View solution

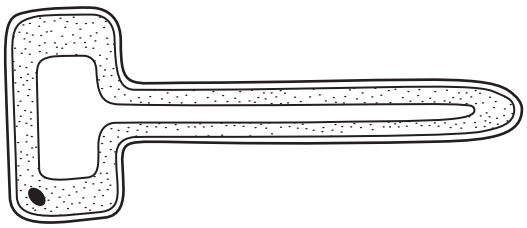

This cell is part of a tissue which

A absorbs carbon dioxide from the air.

B absorbs ions from the soil.

C transports sucrose from leaves.

D transports water in stems.

7 A student made the following statements about the movement of ions by active transport.

View solution

1 It is the net movement of particles from a low concentration to a high concentration.

2 It is the net movement of particles from a high concentration to a low concentration.

3 It requires the use of energy.

4 It can only take place in living, respiring cells.

Which statements are correct?

A 1, 3 and 4 **B** 1 and 4 only **C** 2 and 4 **D** 2 only

© UCLES 2017

8 Which diagram shows the appearance of a plant cell after it is placed in pure water?

View solution

A

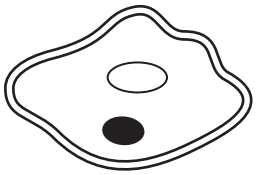

B

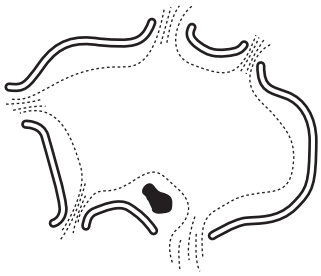

C

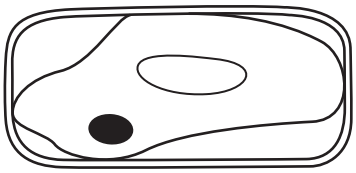

D

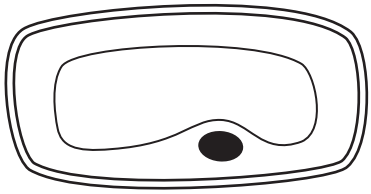

9 What is the colour change shown by Benedict's solution when heated with a reducing sugar?

View solution

A blue to purple

B blue to red

C brown to blue-black

D red to yellow

10 Into which part of the alimentary canal is the enzyme that digests starch secreted?

View solution

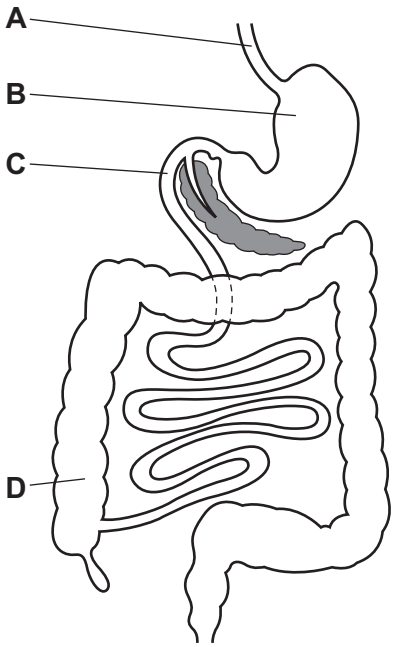

11 Which of these is digested by protease?

View solution

A ■

B ●

C ■—■—■—■

D ●—●—●—●

key

■ amino acid

● glucose

— chemical bond

12 What must be increased in the diet of a person suffering from constipation?

View solution

A fats

B fibre

C iron

D protein

13 The diagram shows the human alimentary canal, with a string marked in metres beside it.

View solution

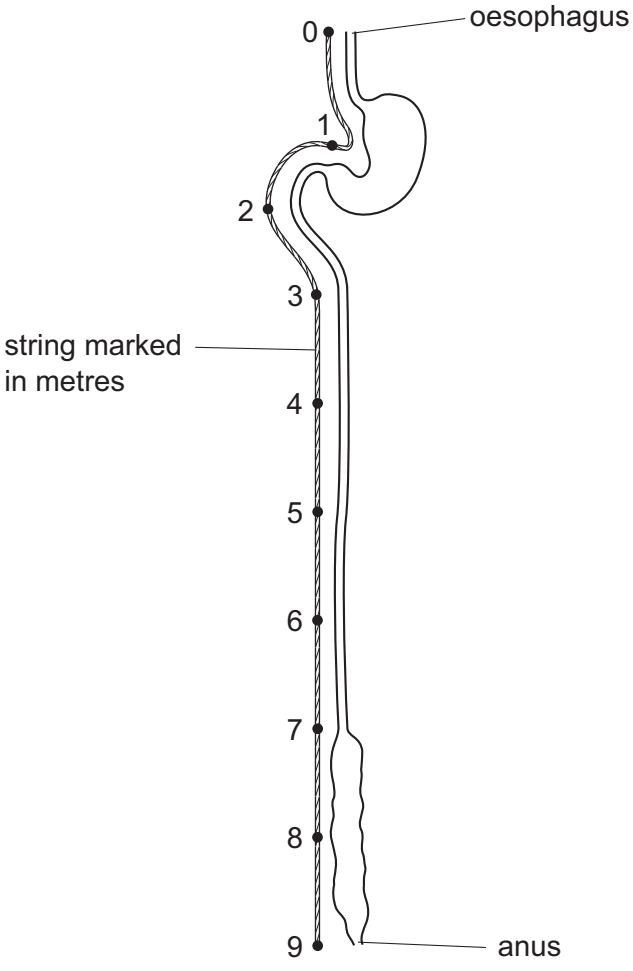

How long is the small intestine?

A 2 m **B** 6 m **C** 8 m **D** 9 m

© UCLES 2017

14 A person has swollen, bleeding gums and slow wound healing.

View solution

This could be caused by a lack of which nutrient in a diet?

A calcium

B fibre

C iron

D vitamin C

15 Which function is performed by the duodenum?

View solution

A assimilation

B digestion

C egestion

D ingestion

16 Solid food enters the mouth at P and enters the oesophagus at Q.

View solution

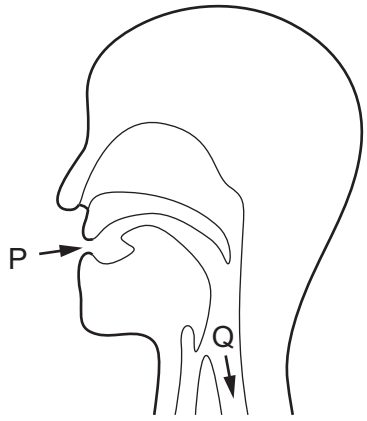

How does the food at Q differ from the food at P?

A It contains less fibre.

B It contains less vitamin D.

C It contains less protein.

D It contains less starch.

17 What is a description of transpiration?

View solution

A exchange of gases between the leaf and the atmosphere

B loss of water vapour from the leaves and stems of a plant

C movement of water from the roots to the leaves

D movement of water through the cells of the leaf

© UCLES 2017

18 Which words correctly complete the following two sentences?

View solution

During transpiration, water moves from the .....1..... in a leaf and passes into .....2..... cells.

It then leaves the surface of these cells by .....3..... and .....4..... out of the stomata.

	1	2	3	4
A	phloem	xylem	osmosis	evaporates
B	stomata	guard	active transport	flows
C	xylem	mesophyll	diffusion	drains
D	xylem	mesophyll	evaporation	diffuses

19 The diagram shows a cross-section through a human blood vessel.

View solution

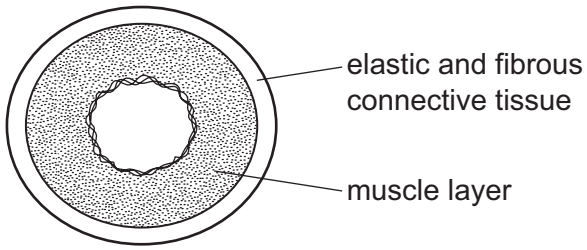

Which type of blood vessel does the diagram show?

A an artery

B a capillary

C a vein

D a ventricle

© UCLES 2017

20 The photomicrograph shows some blood cells.

View solution

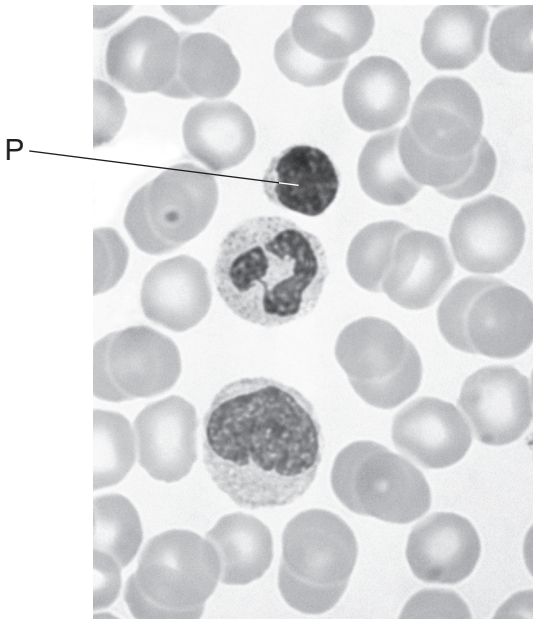

What is the function of cell P?

A It carries carbon dioxide.

B It carries oxygen.

C It helps to clot blood.

D It produces antibodies.

21 What can be passed from one person to another during blood transfusion?

View solution

A cholera

B chronic obstructive pulmonary disease (COPD)

C HIV

D scurvy

© UCLES 2017

22 The diagram shows some structures in the human thorax (chest).

From which part does most oxygen pass directly into the blood?

View solution

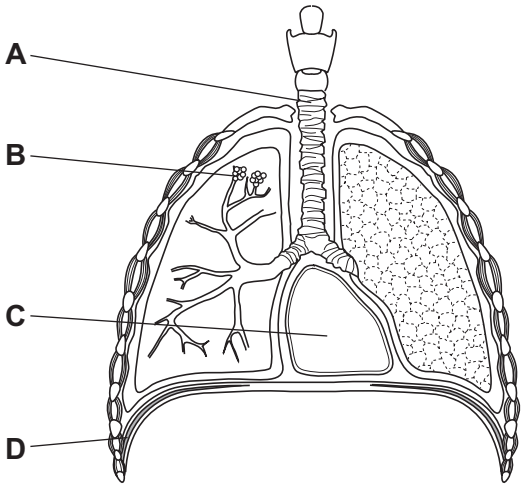

23 In an experiment to investigate anaerobic respiration, two bottles are set up in a warm room, as shown.

View solution

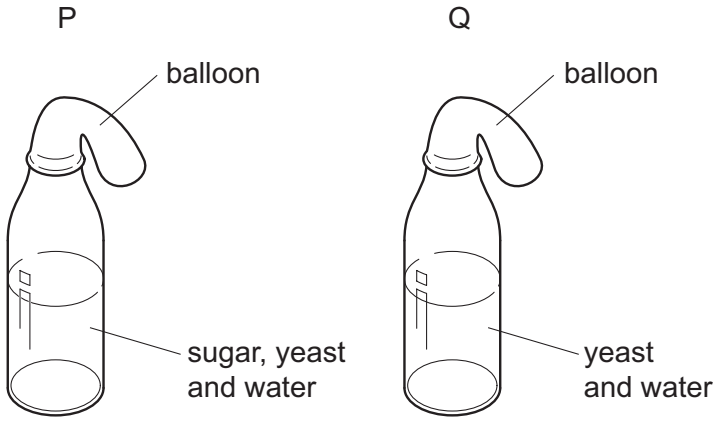

What would happen to each balloon after one day?

A

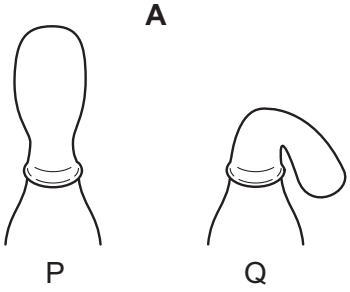

B

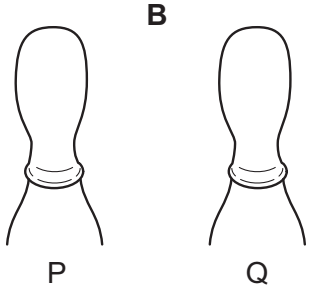

C

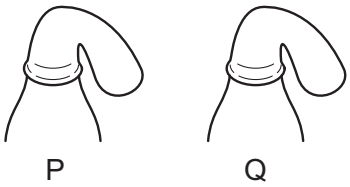

D

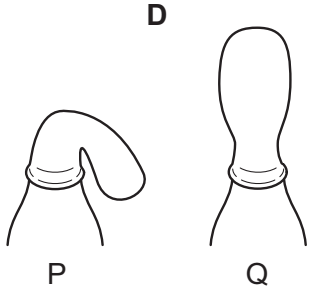

24 The diagram represents the exchange of gases during breathing and during respiration in the body.

View solution

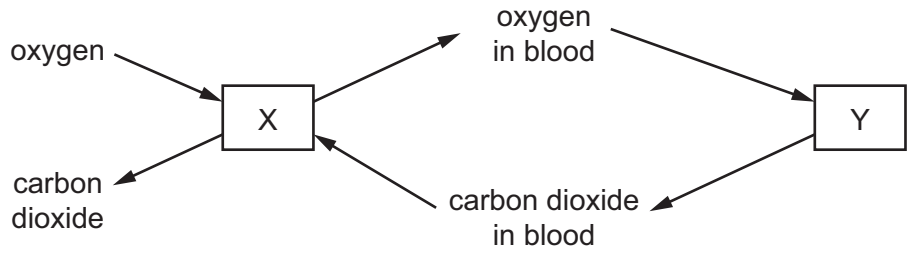

What is represented by X and by Y?

	X	Y
A	lungs	air
B	lungs	body cells
C	body cells	air
D	body cells	lungs

25 What is the most important function of sweating?

View solution

A to remove excess heat from the body

B to remove excess salts from the body

C to remove excess urea from the body

D to remove excess water from the body

26 A student begins to lose control of her bicycle while travelling down a hill at speed.

View solution

The concentration of which substance will begin to increase rapidly in her blood?

A adrenaline

B insulin

C oestrogen

D testosterone

27 What shows the order in which these structures are involved in a reflex action?

View solution

A effector → motor neurone → relay neurone → sensory neurone → receptor

B effector → sensory neurone → motor neurone → relay neurone→ receptor

C receptor → sensory neurone → relay neurone → motor neurone → effector

D receptor → motor neurone → sensory neurone → relay neurone→ effector

© UCLES 2017

28 The diagram shows a person sweating in hot weather.

View solution



What part is played by sweat glands during the process of sweating?

A effector

B receptor

C sense organ

D stimulus

29 Which row states the possible harmful effects of tobacco smoke?

View solution

	cancer	liver damage	coronary heart disease
A	✓	✓	✗
B	✓	✗	✓
C	✗	✓	✗
D	✗	✗	✓

30 Which method of birth control works by preventing an egg from being released?

View solution

A condom

B contraceptive pill

C monitoring body temperature

D vasectomy

© UCLES 2017

31 Which environmental factor is **not** always a requirement for seed germination?

View solution

A light

B oxygen

C suitable temperature

D water

32 The diagram shows half a flower.

View solution

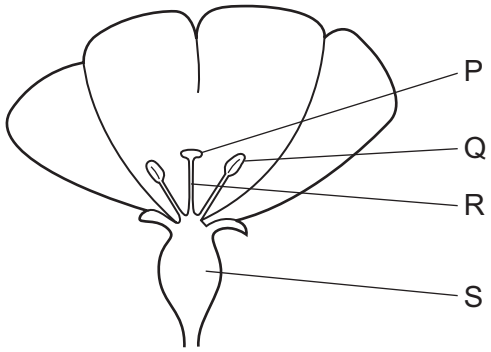

After pollination, where would pollen grains be found?

A P and Q **B** Q and R **C** R and S **D** S and P

33 A pure-breeding white rat was crossed with a pure-breeding black rat. All their offspring were black.

View solution

One of the offspring was bred with a pure-breeding white rat.

What is the most likely percentage of black rats in the offspring?

A 25 **B** 50 **C** 75 **D** 100

34 A tall pea plant is crossed with a short pea plant.

View solution

All the offspring plants are tall.

What are the genotypes of the tall parent plant and the offspring?

	tall parent	offspring
A	heterozygous	heterozygous
B	heterozygous	homozygous
C	homozygous	heterozygous
D	homozygous	homozygous

© UCLES 2017

35 What is a mutation?

View solution

A a change in appearance

B a change in a gene

C a change in behaviour

D a change in the environment

36 Which two processes both result in increased water vapour in the atmosphere?

View solution

A condensation and precipitation

B condensation and transpiration

C evaporation and transpiration

D precipitation and evaporation

37 The diagram shows a food web.

View solution

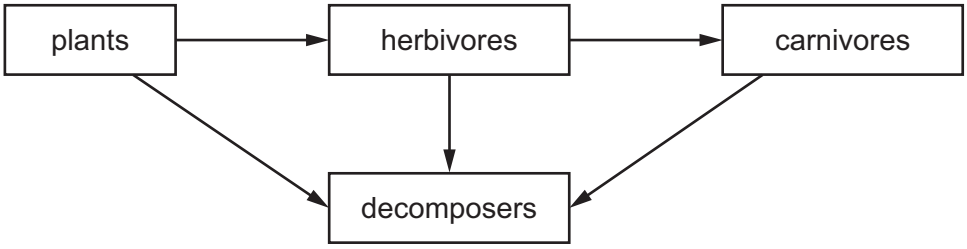

What do the arrows represent?

A the absorption of oxygen

B the absorption of water

C the flow of energy

D the release of carbon dioxide

38 The diagram shows part of a food web.

View solution

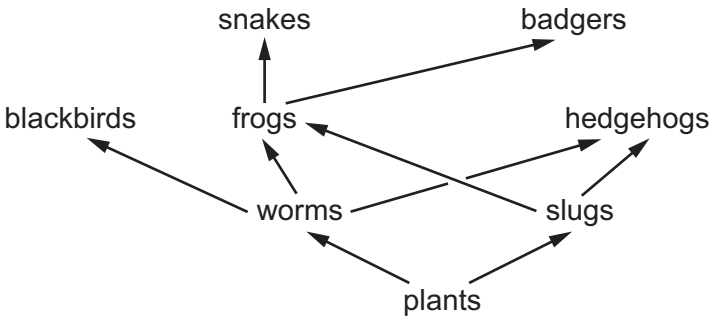

What is most likely to increase the size of the frog population?

A fewer hedgehogs

B fewer slugs

C more badgers

D more blackbirds

39 The diagram shows a bacterial cell that will be used to produce human insulin.

View solution

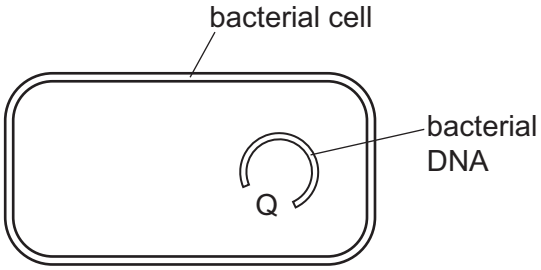

What is inserted into gap Q?

A a gene from a healthy human

B cells from a human pancreas

C DNA from another bacterium

D molecules of human insulin

© UCLES 2017

40 The table shows the amount of carbon dioxide in the atmosphere in three different years.

View solution

year	1930	1980	1990
carbon dioxide / parts per million	300	330	370

What is the most likely cause of this change?

A destruction of rainforests

B increased use of fertilisers containing nitrogen

C pollution of air by sulfur dioxide

D rise in the sea level

Permission to reproduce items where third-party owned material protected by copyright is included has been sought and cleared where possible. Every reasonable effort has been made by the publisher (UCLES) to trace copyright holders, but if any items requiring clearance have unwittingly been included, the publisher will be pleased to make amends at the earliest possible opportunity.

To avoid the issue of disclosure of answer-related information to candidates, all copyright acknowledgements are reproduced online in the Cambridge International Examinations Copyright Acknowledgements Booklet. This is produced for each series of examinations and is freely available to download at www.cie.org.uk after the live examination series.

Cambridge International Examinations is part of the Cambridge Assessment Group. Cambridge Assessment is the brand name of University of Cambridge Local Examinations Syndicate (UCLES), which is itself a department of the University of Cambridge.