Cambridge IGCSE

Cambridge International Examinations
Cambridge International General Certificate of Secondary Education

CANDIDATE NAME									
CENTRE NUMBER						CANDIDATE NUMBER			

BIOLOGY **0610/41**

Paper 4 Theory (Extended) **October/November 2017**

1 hour 15 minutes

Candidates answer on the Question Paper.

No Additional Materials are required.

READ THESE INSTRUCTIONS FIRST

Write your Centre number, candidate number and name on all the work you hand in.
Write in dark blue or black pen.
You may use an HB pencil for any diagrams or graphs.
Do not use staples, paper clips, glue or correction fluid.
DO **NOT** WRITE IN ANY BARCODES.

Answer **all** questions.

Electronic calculators may be used.
You may lose marks if you do not show your working or if you do not use appropriate units.

At the end of the examination, fasten all your work securely together.
The number of marks is given in brackets [ ] at the end of each question or part question.

This syllabus is approved for use in England, Wales and Northern Ireland as a Cambridge International Level 1/Level 2 Certificate.

This document consists of **18** printed pages and **2** blank pages.

© UCLES 2017

CAMBRIDGE International Examinations

1 Fig. 1.1 and Fig. 1.2 show two images of villi.

Fig. 1.1 shows a surface view of many villi viewed through a scanning electron microscope.

Fig. 1.2 shows a section of one villus viewed through a light microscope.

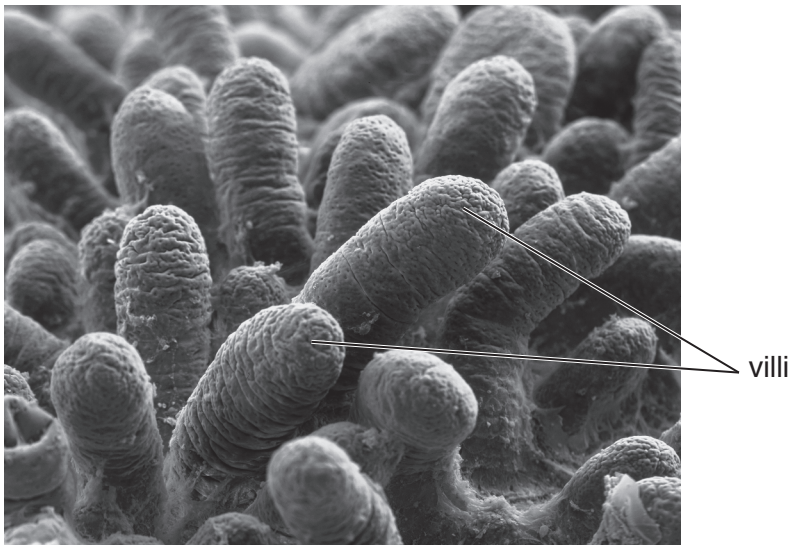

Fig. 1.1

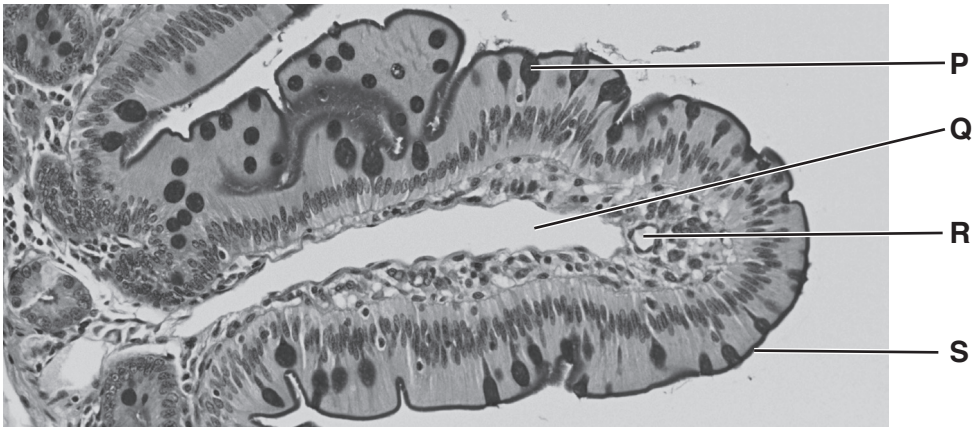

Fig. 1.2

© UCLES 2017

Villi are found in the small intestine.

(a) State the function of villi.

View solution

.....

.....[1]

(b) Identify and describe **two** of the labelled components of a villus.

View solution

Use the letters in Fig. 1.2 in your answer.

.....

.....

.....

.....

.....

.....

.....

.....

.....[4]

(c) Some infections in the small intestine can cause diarrhoea.

View solution

(i) Describe the effects of diarrhoea on the body.

.....

.....

.....

.....

.....[2]

(ii) State the treatment for the effects of severe diarrhoea.

View solution

.....[1]

(d) **(i)** Blood transports nutrients.

View solution

State the component of the blood that transports nutrients.

.....[1]

© UCLES 2017

(ii) The nutrients in the blood can be used to become part of cells.

State the name of this process.

View solution

.....[1]

(iii) Amino acids are an example of a type of nutrient transported in the blood.

State **two** examples of larger molecules found in cells that are made from amino acids.

1 .....

2 .....
[2]

[Total: 12]

View solution

2 A group of students planned an investigation to determine the effects of physical activity on breathing rate.

(a) Describe how the students could measure their breathing rates.

View solution

.....

.....

.....[2]

(b) The students measured their breathing rates before physical activity and every minute for five minutes after cycling around the school field.

Write a hypothesis for their investigation.

View solution

.....

.....

.....[2]

(c) Fig. 2.1 shows a woman on a stationary bicycle. The mask fitted over her nose and mouth measures the composition of the air she breathes out.

View solution



Fig. 2.1

Fig. 2.2 shows the concentration of carbon dioxide in the air expired by the woman in the five minutes after she stopped exercising.

The dashed line on the graph shows the concentration of carbon dioxide in her expired air when she was at rest, before she began to exercise.

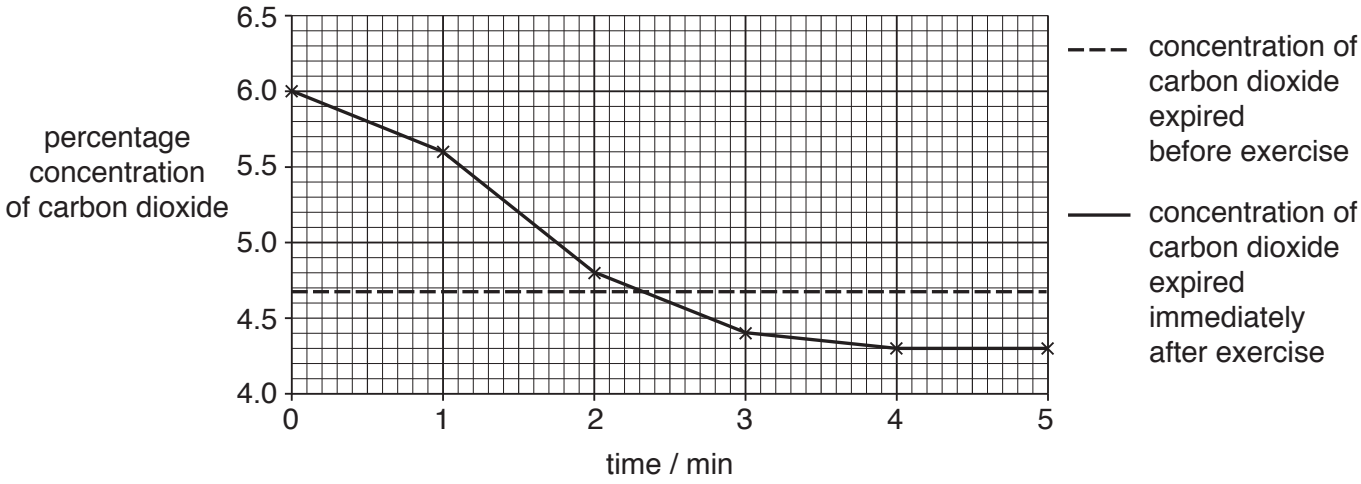

Fig. 2.2

© UCLES 2017

Describe **and** explain the results of the investigation shown in Fig. 2.2.

Use the data in Fig. 2.2 in your answer.

.....

.....

.....

.....

.....

.....

.....

.....

.....

.....

.....

.....[6]

(d) Before starting the investigation, the researchers confirmed that the woman did not have coronary heart disease.

View solution

(i) Suggest why.

.....

.....[1]

(ii) Explain why exercise is recommended for people with a high risk of developing coronary heart disease.

.....

.....

.....

.....

.....

.....

.....[3]

[Total: 14]

3 The flowers of pea plants can be pollinated by bees.

(a) State **three** features of flowers that would attract insects such as bees.

View solution

1 .....

.....

2 .....

.....

3 .....

.....

[3]

(b) Successful pollination results in fertilisation.

Describe the events that occur after pollen grains leave the anther of a flower until fertilisation takes place.

.....

.....

.....

.....

.....

.....

.....

.....

.....[5]

View solution

(c) Following fertilisation, seeds will form.

View solution

In pea plants there are two alleles for height:

- tall (**T**)
- dwarf (**t**)

(i) Define the term *allele*.

.....

.....

.....[1]

(ii) A farmer wanted to identify the genotype of tall pea plants as either homozygous dominant or heterozygous.

He used a homozygous recessive dwarf pea plant to determine the genotype of the tall pea plants.

State the name of this type of genetic cross.

View solution

.....[1]

(iii) Complete the genetic diagram to determine the genotype of the parent plant if all the offspring from the cross are tall plants.

View solution

parental phenotypes	tall	×	dwarf	
parental genotypes	.....	×	.....	
gametes	....	+	....	

offspring genotype .....

offspring phenotype .....

[4]

(iv) Another farmer wants to produce pure-breeding dwarf pea plants.

View solution

State the genotypes of both of the parent pea plants the farmer should use.

Give a reason for your choice.

genotypes .....

reason .....

.....

[2]

[Total: 16]

4 A neurone is a type of specialised animal cell.

(a) (i) Neurones develop from unspecialised cells.

View solution

State the name of these unspecialised cells.

.....[1]

(ii) All animal cells have some common features.

View solution

State **two** structural features common to all animal cells.

1 .....

2 .....

[2]

(iii) Most neurones are longer than other types of animal cell.

View solution

Suggest why most neurones are very long.

.....

.....[1]

(b) Some neurones connect to effector organs.

View solution

(i) State the name of the type of neurone that connects to an effector organ.

.....[1]

(ii) State **one** example of an effector organ.

.....[1]

View solution

© UCLES 2017

(c) Fig. 4.1 shows parts of two neurones. The area in the dashed circle has been magnified.

View solution

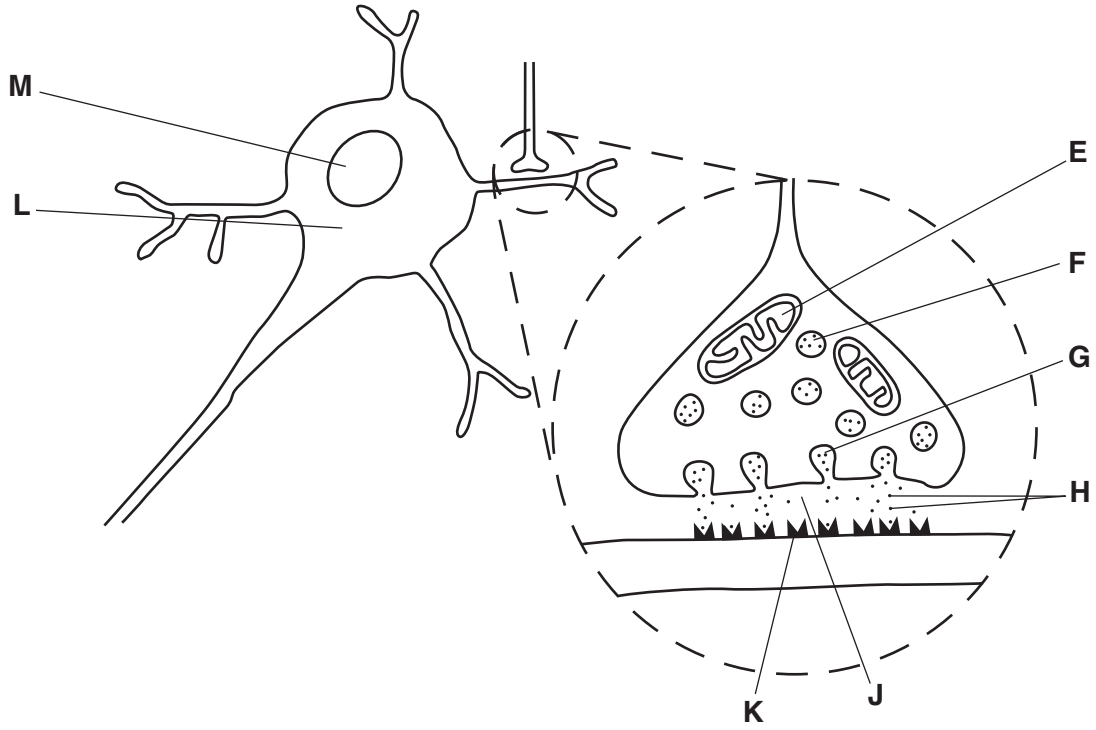

Fig. 4.1

(i) Complete Table 4.1. One row has been done for you.

Table 4.1

letter from Fig. 4.1	name	description
		component of the cell that releases energy during aerobic respiration
H	neurotransmitters	chemicals that transmit signals from one neurone to the next neurone
		the gap between two neurones
		the sac in which neurotransmitters are transported to the cell membrane
		the molecules that the neurotransmitters bind to
		the structure that controls the activities in the cell

[5]

(ii) State where in the body the neurones in Fig. 4.1 would be found.

View solution

.....[1]

© UCLES 2017

(d) Describe how neurotransmitters move across the gap between two neurones.

View solution

.....

.....

.....

.....

.....[3]

(e) Nerves and hormones coordinate the functions of the body.

View solution

Suggest why blinking of the eyes is coordinated by nerves and not hormones.

.....

.....[1]

[Total: 16]

5 **(a)** Yeast can respire aerobically and anaerobically.

State the balanced chemical equation for aerobic respiration by yeast.

View solution

.....[2]

(b) When yeast respires anaerobically, ethanol is released.

Ethanol is a type of sustainable resource that can be produced from a wide range of crops. It can be used as a biofuel.

View solution

Table 5.1 summarises some information about crops that are used to make biofuel.

Table 5.1

crop	biofuel produced	energy yield / GJ per ha	optimum growth temperature / °C	optimum annual rainfall range / mm
wheat	ethanol	53–84	24	800–1200
corn	ethanol	63–76	18	360–1000
sugar beet	ethanol	110–122	18	360–1000
sugar cane	ethanol	110–140	28	800–1200
oil palm	oil	150–166	28	1100–2500

(i) Uruguay has an average temperature range of 12 °C to 24 °C and an average annual rainfall of 1000 mm.

Suggest **and** explain which crop would be the **most** suitable crop to grow for producing biofuel in Uruguay.

Use the information in Table 5.1 to justify your choice.

.....

.....

.....

.....

.....

.....

.....[3]

© UCLES 2017

(ii) Sugar cane requires soil with high concentrations of nitrogen and potassium.

View solution

Describe how the lack of nitrate ions would affect the production of sugar cane.

.....

.....

.....

.....

.....

.....

.....[3]

(iii) Researchers in Brazil are considering using microscopic algae that live in water to produce biofuels. They have found that algae can produce a maximum amount of energy of 200 GJ per m^2.

View solution

$1\ m^2 = 0.0001$ ha

Convert the production of biofuel from algae into GJ per ha.

Space for working.

..... GJ per ha [1]

(iv) Suggest why people who are concerned about the environment want countries to produce more biofuel from algae rather than the crops listed in Table 5.1.

.....

.....

.....

.....

.....

.....

.....[3]

View solution

(c) Define the term *sustainable development*.

.....

.....

.....[2]

[Total: 14]

View solution

6 Viruses can cause diseases.

(a) (i) State **two** other features of all viruses.

View solution

1 .....

2 .....

[2]

(ii) Describe how vaccination can prevent the spread of disease.

.....

.....

.....

.....

.....

.....

.....

.....

.....

.....

.....[5]

View solution

(b) Fig. 6.1 shows four different viruses.

View solution

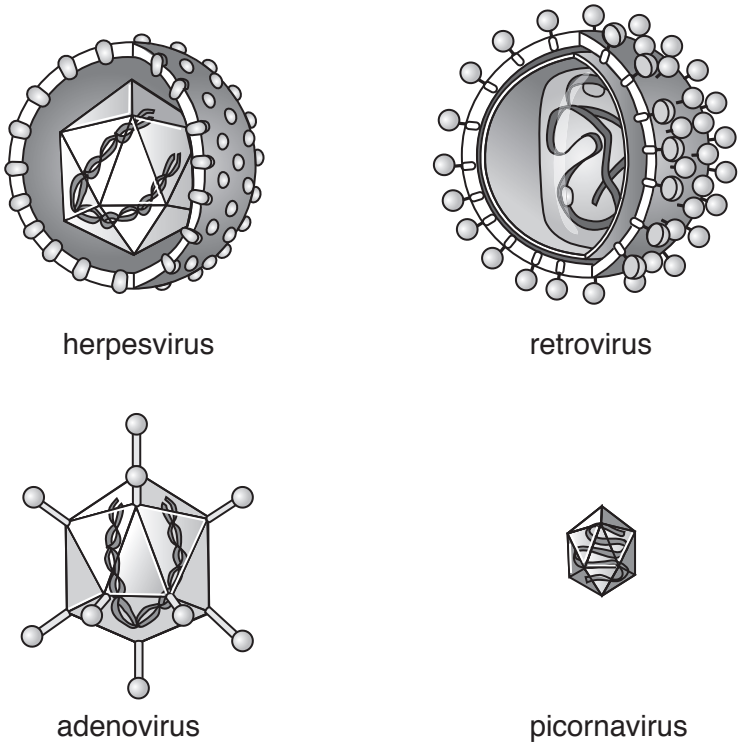

Fig. 6.1

Suggest **one** feature that could be used to classify viruses into groups.

.....

.....[1]

[Total: 8]

© UCLES 2017

BLANK PAGE

© UCLES 2017

BLANK PAGE

Permission to reproduce items where third-party owned material protected by copyright is included has been sought and cleared where possible. Every reasonable effort has been made by the publisher (UCLES) to trace copyright holders, but if any items requiring clearance have unwittingly been included, the publisher will be pleased to make amends at the earliest possible opportunity.

To avoid the issue of disclosure of answer-related information to candidates, all copyright acknowledgements are reproduced online in the Cambridge International Examinations Copyright Acknowledgements Booklet. This is produced for each series of examinations and is freely available to download at www.cie.org.uk after the live examination series.

Cambridge International Examinations is part of the Cambridge Assessment Group. Cambridge Assessment is the brand name of University of Cambridge Local Examinations Syndicate (UCLES), which is itself a department of the University of Cambridge.