Cambridge Assessment International Education

Cambridge IGCSE™

BIOLOGY **0610/12**

Paper 1 Multiple Choice (Core) **October/November 2020**

45 minutes

You must answer on the multiple choice answer sheet.

You will need: Multiple choice answer sheet
Soft clean eraser
Soft pencil (type B or HB is recommended)

INSTRUCTIONS

- There are **forty** questions on this paper. Answer **all** questions.
- For each question there are four possible answers **A**, **B**, **C** and **D**. Choose the **one** you consider correct and record your choice in soft pencil on the multiple choice answer sheet.
- Follow the instructions on the multiple choice answer sheet.
- Write in soft pencil.
- Write your name, centre number and candidate number on the multiple choice answer sheet in the spaces provided unless this has been done for you.
- Do **not** use correction fluid.
- Do **not** write on any bar codes.
- You may use a calculator.

INFORMATION

- The total mark for this paper is 40.
- Each correct answer will score one mark. A mark will not be deducted for a wrong answer.
- Any rough working should be done on this question paper.

IB20 11_0610_12/3RP
© UCLES 2020

1 Which process is carried out by all organisms?

View solution

A growth

B photosynthesis

C sexual reproduction

D transpiration

2 According to the binomial system, how should a human be named?

View solution

A *Homo Sapiens*

B *Homo sapiens*

C *homo Sapiens*

D *homo sapiens*

3 Some of the structures found in cells are listed:

View solution

- cytoplasm
- cell membrane
- cell wall
- chloroplast.

How many of these structures are found in the cells of **all** living organisms?

A 1 **B** 2 **C** 3 **D** 4

4 The photomicrograph shows a cell from a type of aquatic plant.

View solution

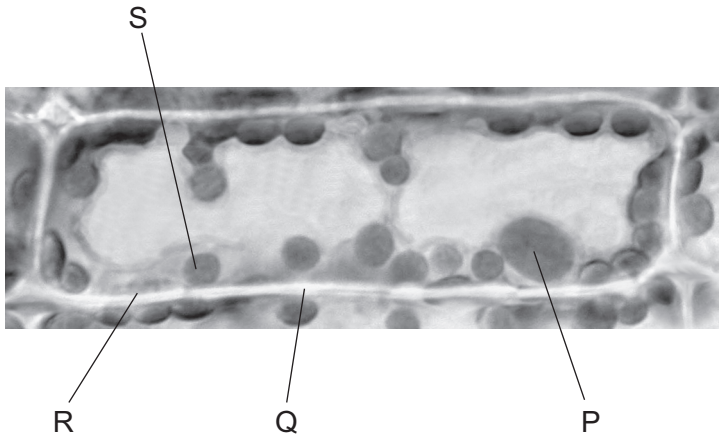

Which parts labelled on the photomicrograph indicate that this is a plant cell?

A P and R **B** P and S **C** Q and R **D** Q and S

5 Which type of cell transports oxygen?

View solution

A ciliated

B nerve

C palisade mesophyll

D red blood

6 The cell shown in the diagram has been magnified 3000 times. The diagram is 21 mm wide.

View solution



What is the actual diameter of the cell?

A 21 mm

B $\frac{21\text{mm}}{3000}$

C 21 mm × 3000

D $\frac{3000}{21\text{mm}}$

7 What are features of osmosis?

View solution

	diffusion is involved	requires cell walls	requires a partially permeable membrane
A	✓	✗	✓
B	✓	✗	✗
C	✗	✓	✓
D	✗	✓	✗

key

✓ = yes

✗ = no

© UCLES 2020

8 The diagram shows apparatus which can be used to demonstrate osmosis.

View solution

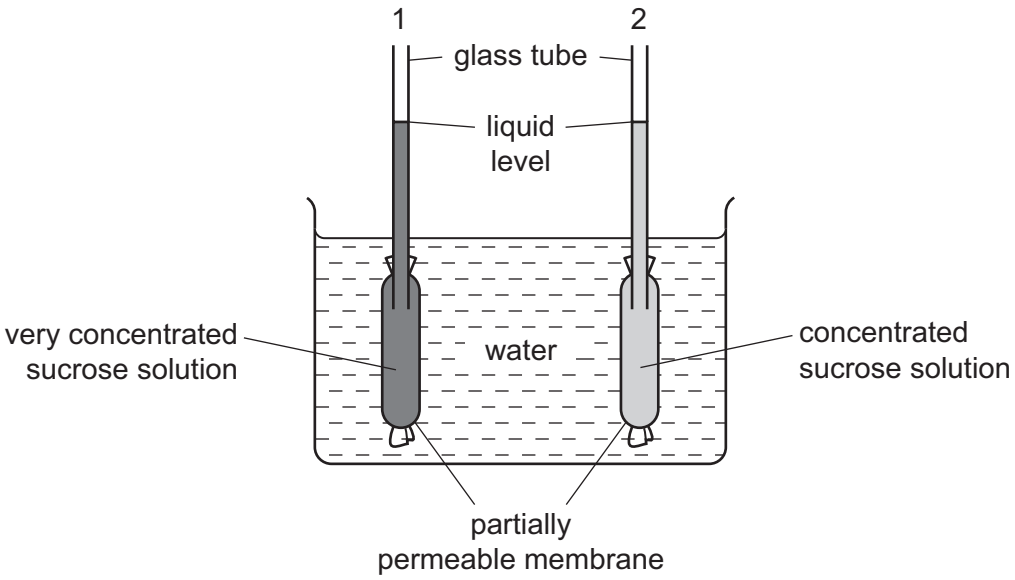

After one hour, what would happen to the liquid levels in the glass tubes?

	liquid level in tube 1	liquid level in tube 2
A	falls	falls
B	falls	rises
C	rises	falls
D	rises	rises

View solution

9 Which substances are made by linking together glucose molecules only?

A cellulose, glycogen and starch

B fats, cellulose and proteins

C proteins, oils and glycogen

D starch, fats and oils

© UCLES 2020

10 The graph shows the effect of pH on the rate of reaction of an enzyme.

View solution

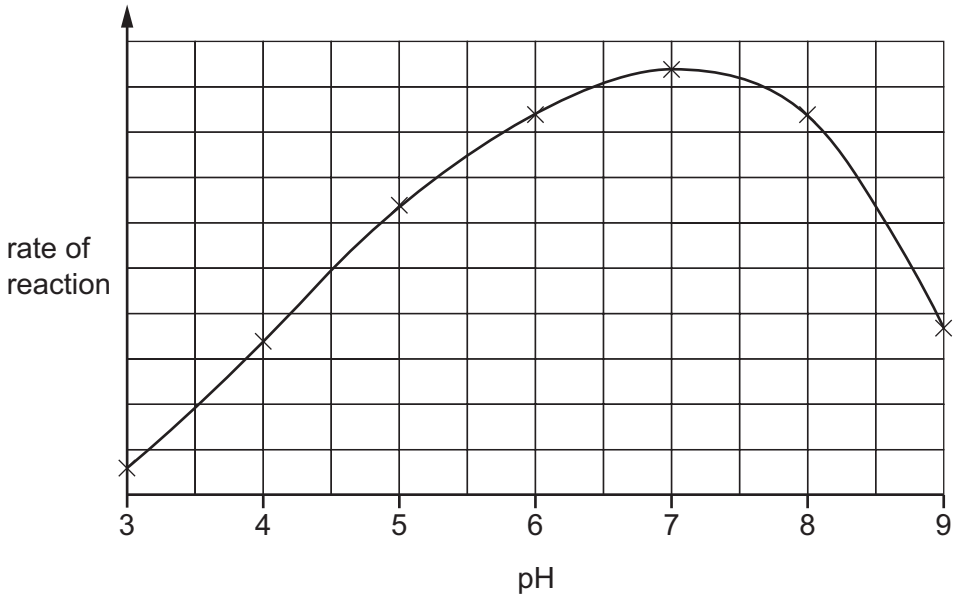

What does the graph show?

A The enzyme is destroyed at pH 9.

B The enzyme works best at pH 6.

C The rate of reaction halves as the pH changes from pH 5 to pH 7.

D The rate of reaction is the same at pH 5 and pH 8.5.

11 What kind of molecule is an enzyme?

View solution

A fat

B glucose

C protein

D starch

© UCLES 2020

12 The diagram shows a cell with groups of bacteria around its edge.

View solution

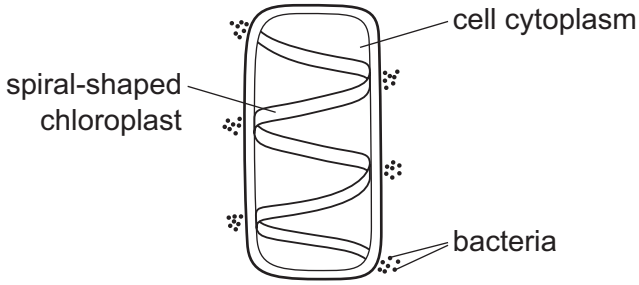

The bacteria move to areas of high oxygen concentration.

Which process in the cell causes the bacteria to form these groups?

A digestion

B photosynthesis

C reproduction

D respiration

13 The graph shows how the percentage of protein found in potatoes was affected by the concentration of nitrate fertiliser added to the crop when it was growing.

View solution

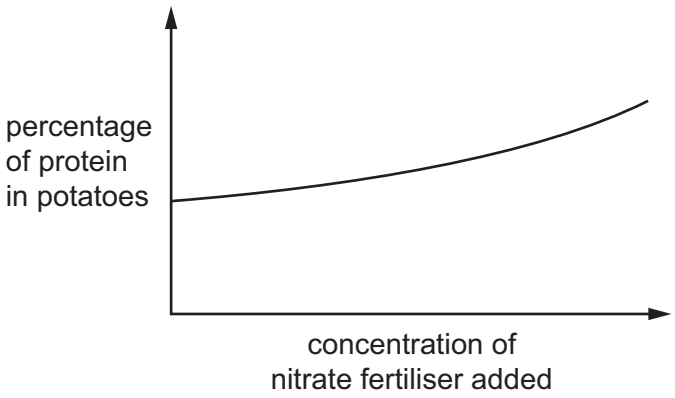

These results suggest that greater concentrations of nitrate fertiliser allow the potatoes to make more

A amino acids.

B cellulose.

C lipid.

D starch.

© UCLES 2020

14 Which stage of nutrition takes place when food molecules become part of a body cell?

View solution

A absorption

B assimilation

C digestion

D ingestion

15 The diagram shows the apparatus used in an experiment to demonstrate two processes that take place in the body.

View solution

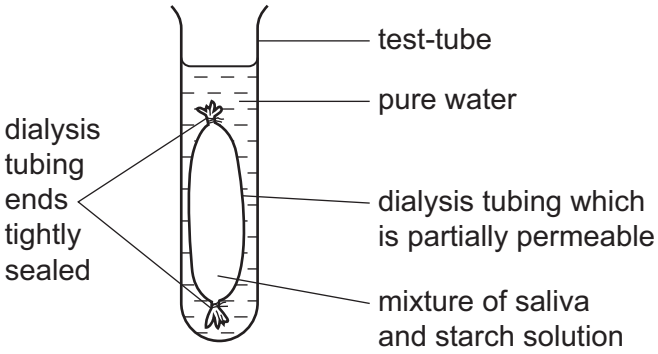

After one hour, the water outside the dialysis tubing contained reducing sugars.

Which two processes are represented by this experiment?

A absorption and digestion

B absorption and egestion

C digestion and egestion

D digestion and ingestion

16 Which type of organism causes tooth decay?

View solution

A arachnid

B bacterium

C producer

D virus

17 In which order does water pass through these structures in a plant?

View solution

A mesophyll → root hair → xylem

B mesophyll → xylem → root hair

C root hair → mesophyll → xylem

D root hair → xylem → mesophyll

© UCLES 2020

18 What is a function of phloem?

View solution

A transports minerals to the roots

B transports starch to the roots

C transports sugar to the roots

D transports water to the roots

19 What ensures that blood flows in one direction in the human circulatory system?

View solution

A diffusion of carbon dioxide

B diffusion of oxygen

C thick walled arteries

D valves

20 Some functions of blood are listed.

View solution

1 antibody production

2 blood clotting

3 oxygen transport

4 phagocytosis

What are functions of white blood cells?

A 1 and 2 **B** 1 and 4 **C** 2 and 3 **D** 3 and 4

21 Which is an example of a transmissible disease?

View solution

A coronary heart disease due to eating high fat food

B cholera after drinking contaminated water

C liver damage due to drinking alcohol

D lung cancer due to inhaling tobacco smoke

© UCLES 2020

22 The diagram shows some of the structures in a human lung.

View solution

Where is the carbon dioxide concentration highest?

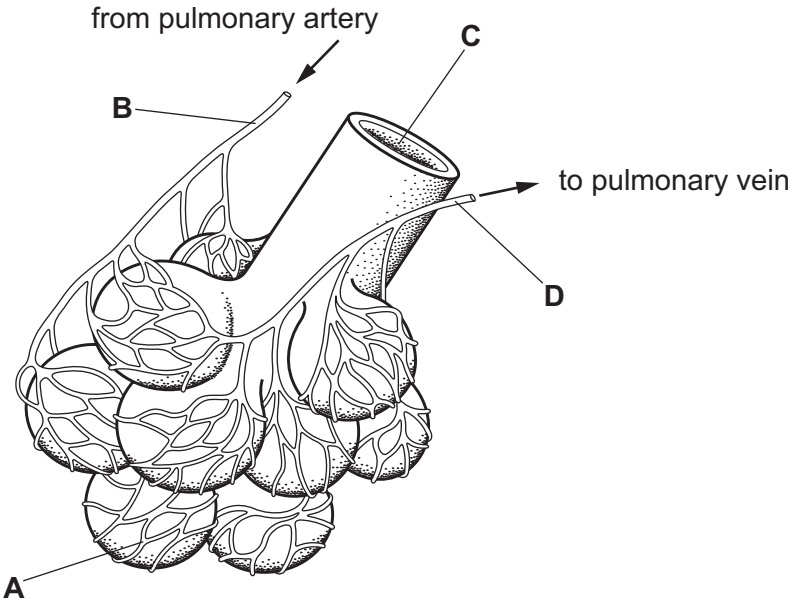

23 What is produced during anaerobic respiration in muscles?

View solution

A carbon dioxide

B ethanol

C lactic acid

D water

24 The amount of urea in the blood increases as it passes through organ X.

View solution

What is organ X?

A heart

B kidney

C liver

D pancreas

25 Which structure contains relay neurones?

View solution

A gland

B muscle

C spinal cord

D synapse

© UCLES 2020

26 A man injures his arm in an accident. Afterwards, he can move his hand but cannot feel objects touching his hand.

View solution

What could cause this?

A Both sensory and motor neurones are cut.

B Effectors are damaged.

C Motor neurones are cut.

D Sensory neurones are cut.

View solution

27 What are the effects of adrenaline on the human body?

	breathing rate	pulse rate	size of pupils
A	decreased	decreased	decreased
B	decreased	decreased	increased
C	increased	increased	decreased
D	increased	increased	increased

View solution

28 Which is the correct definition of a drug?

A a substance that affects or modifies chemical reactions in the body

B a substance that can have negative social implications

C a substance that can affect reaction times and self-control

D a substance that can kill bacteria

© UCLES 2020

29 The diagram shows a flower cut in half.

View solution

Which structure receives the pollen nucleus during fertilisation?

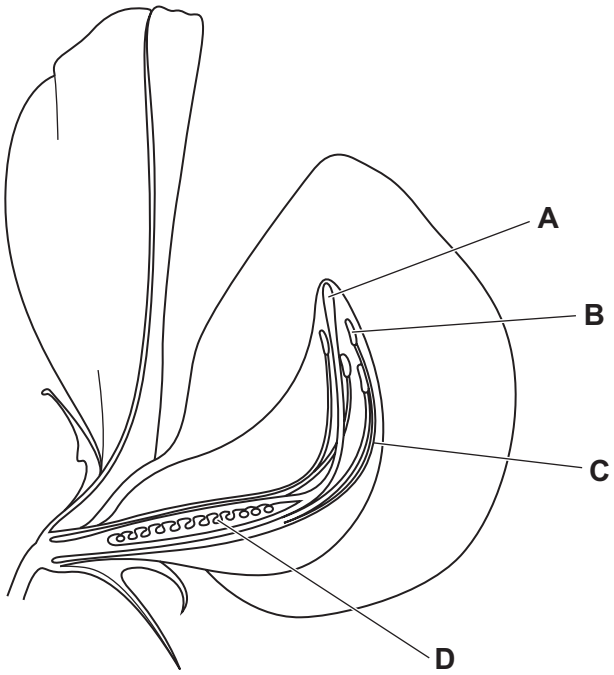

30 During childbirth, what must happen to the amniotic sac, cervix and the uterus wall?

View solution

	amniotic sac	cervix	uterus wall
A	breaks	contracts	contracts
B	breaks	dilates	contracts
C	expands	contracts	relaxes
D	expands	dilates	relaxes

31 What is a barrier method of birth control?

View solution

A contraceptive pill

B diaphragm

C contraceptive implant

D vasectomy

32 Which is a correct description of mitosis?

View solution

A It produces genetically identical cells called gametes.

B It produces genetically identical cells for growth and repair.

C It produces genetically different cells for growth.

D It produces genetically different cells called gametes.

© UCLES 2020

33 Which term is used to describe alleles that are always expressed when they are present in the genotype?

View solution

A dominant

B heterozygous

C homozygous

D recessive

34 Some human phenotypes are listed.

View solution

1 body mass

2 foot size

3 height

4 sex

Which features are examples of continuous variation?

A 1, 2 and 3 **B** 1, 3 and 4 **C** 1 and 4 only **D** 2 and 3 only

35 A food chain is shown.

View solution

potato plant → slug → hedgehog

By which process is energy transferred from the slug to the hedgehog?

A egestion

B excretion

C ingestion

D photosynthesis

© UCLES 2020

36 The diagram shows a food web.

View solution

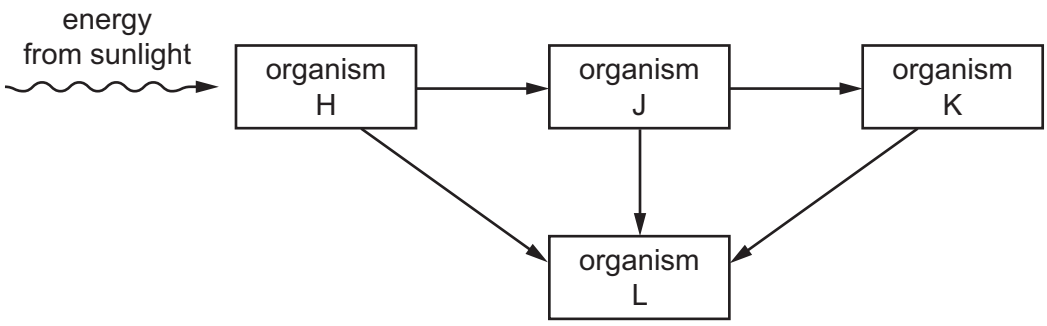

What is organism L?

A a carnivore

B a decomposer

C a herbivore

D a producer

37 The diagram shows part of the carbon cycle.

View solution

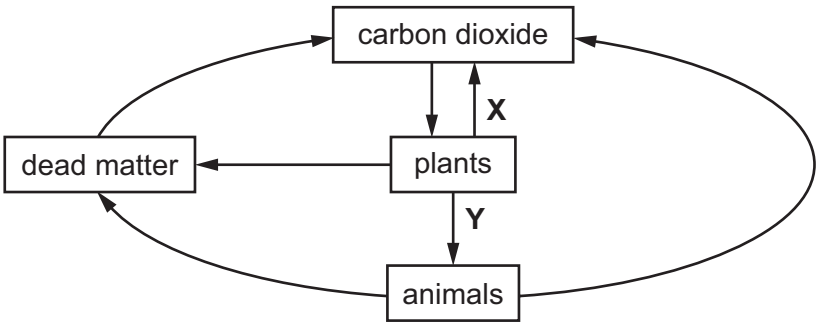

What do arrows **X** and **Y** represent?

A decay and respiration

B feeding and photosynthesis

C photosynthesis and respiration

D respiration and feeding

38 What can be used to reduce competition between crop plants and weeds?

View solution

A fertilisers

B herbicides

C insecticides

D pollinators

© UCLES 2020

39 Large areas of forest are cut down in order to clear the land for other uses.

View solution

If the land is **not** replanted with trees or crops, what effect does this have on the atmosphere?

A Carbon dioxide remains the same.

B Carbon dioxide increases.

C Oxygen increases.

D Water vapour increases.

40 The diagram shows four positions on a river where water samples were taken.

View solution

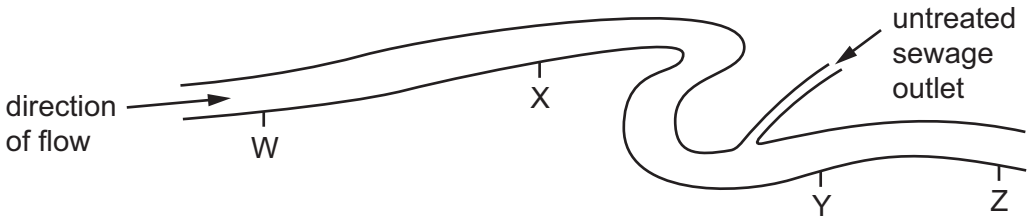

Which graph shows oxygen concentrations in the river?

A

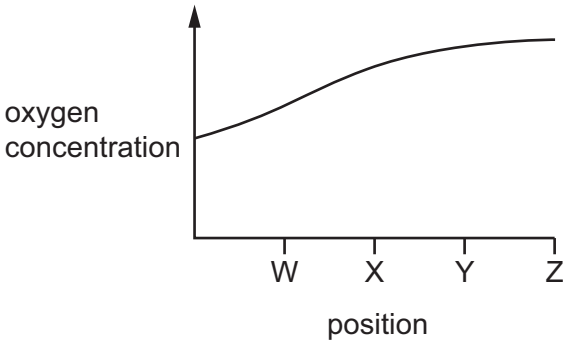

B

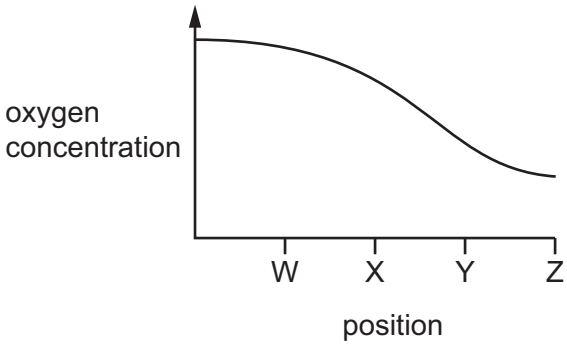

C

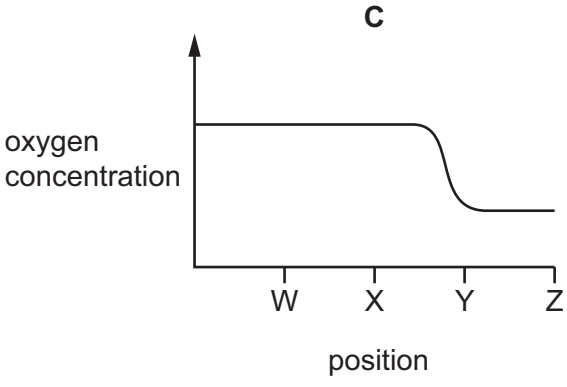

D

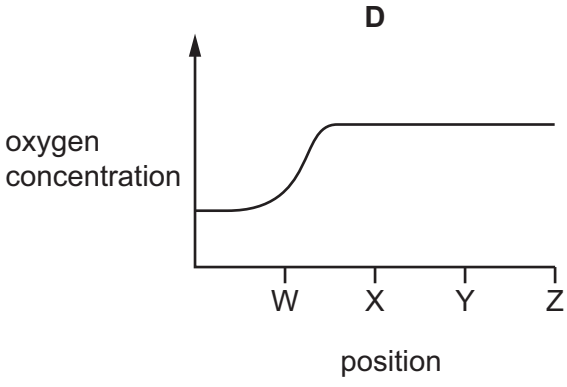

BLANK PAGE

BLANK PAGE

Permission to reproduce items where third-party owned material protected by copyright is included has been sought and cleared where possible. Every reasonable effort has been made by the publisher (UCLES) to trace copyright holders, but if any items requiring clearance have unwittingly been included, the publisher will be pleased to make amends at the earliest possible opportunity.

To avoid the issue of disclosure of answer-related information to candidates, all copyright acknowledgements are reproduced online in the Cambridge Assessment International Education Copyright Acknowledgements Booklet. This is produced for each series of examinations and is freely available to download at www.cambridgeinternational.org after the live examination series.

Cambridge Assessment International Education is part of the Cambridge Assessment Group. Cambridge Assessment is the brand name of the University of Cambridge Local Examinations Syndicate (UCLES), which itself is a department of the University of Cambridge.