Cambridge Assessment International Education

Cambridge IGCSE™

CANDIDATE NAME									
CENTRE NUMBER						CANDIDATE NUMBER				

BIOLOGY **0610/42**

Paper 4 Theory (Extended) **October/November 2023**

1 hour 15 minutes

You must answer on the question paper.

No additional materials are needed.

INSTRUCTIONS

- Answer **all** questions.
- Use a black or dark blue pen. You may use an HB pencil for any diagrams or graphs.
- Write your name, centre number and candidate number in the boxes at the top of the page.
- Write your answer to each question in the space provided.
- Do **not** use an erasable pen or correction fluid.
- Do **not** write on any bar codes.
- You may use a calculator.
- You should show all your working and use appropriate units.

INFORMATION

- The total mark for this paper is 80.
- The number of marks for each question or part question is shown in brackets [ ].

This document has **20** pages. Any blank pages are indicated.

© UCLES 2023

1 **(a)** Red blood cells are specialised cells that transport oxygen.

State the substance in red blood cells that combines with oxygen.

View solution

..... [1]

(b) State the name of the component of blood that promotes blood clotting.

View solution

..... [1]

(c) Some students investigated the effect of immersing red blood cells in different concentrations of salt solution.

View solution

They measured the diameters of samples of red blood cells and calculated the mean.

They then immersed each red blood cell sample in a different concentration of salt solution.

After two minutes they measured and calculated the mean of the samples again.

Table 1.1 shows the results.

Table 1.1

percentage concentration of the salt solution	mean initial diameter of the red blood cells / μm	mean diameter of the red blood cells after two minutes / μm
0.4	7.5	cells burst
0.8	7.5	8.2
0.9	7.5	7.5
1.8	7.5	6.0

(i) Calculate the percentage increase in the mean diameter of red blood cells that were immersed in the 0.8% salt solution.

Give your answer to **two** significant figures.

Space for working.

..... %
[3]

© UCLES 2023

(ii) Explain the results for the red blood cells that were immersed in the 1.8% salt solution.

.....

.....

.....

.....

.....

.....

..... [3]

(iii) State why there was no change in the mean diameter of the red blood cells immersed in the 0.9% salt solution.

.....

.....

..... [1]

(d) State why red blood cells burst when immersed in pure water but plant cells do not.

View solution

.....

.....

..... [1]

(e) State **two** uses of water in a plant.

View solution

1 .....

2 .....

[2]

[Total: 12]

2 Fig. 2.1 is a photograph of some leaves of a water lily, which is a hydrophyte. The water lily has adaptive features that are found in many different hydrophytes.



Fig. 2.1

(a) Describe what is meant by an adaptive feature.

View solution

.....

.....

.....

.....

..... [2]

(b) Fig. 2.2 is a photomicrograph of a cross-section of a part of a water lily leaf.

View solution

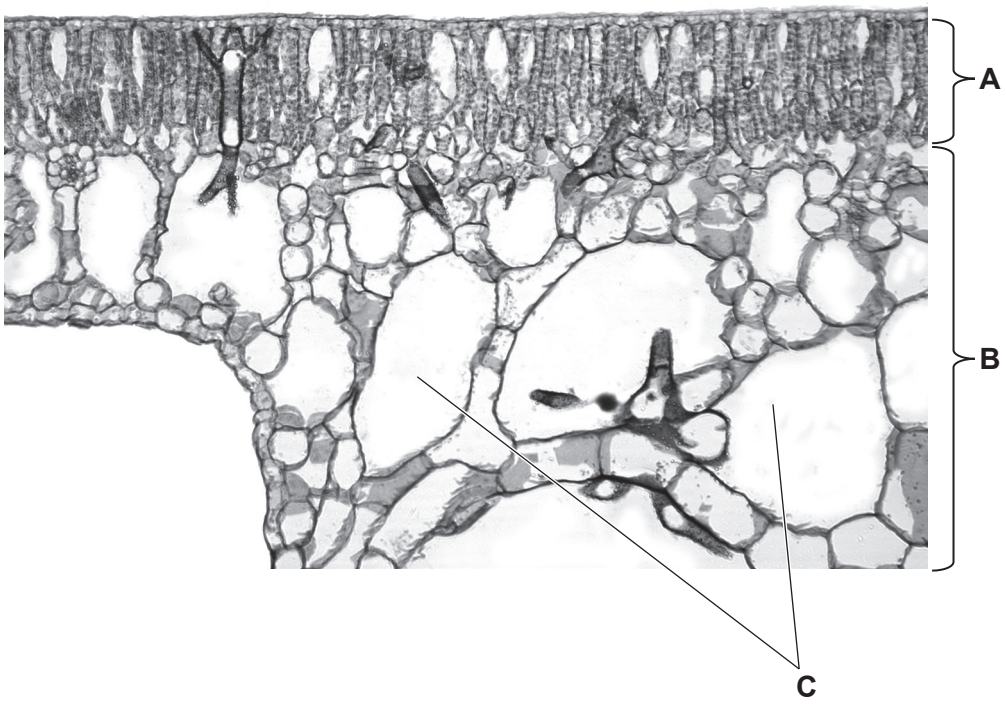

Fig. 2.2

(i) State the names of the parts labelled **A**, **B** and **C** in Fig. 2.2.

A .....

B .....

C .....

[3]

(ii) Explain how part **C** in Fig. 2.2 adapts the hydrophyte for its environment.

View solution

.....

.....

.....

.....

.....

.....

..... [3]

(c) A scientist calculated the mean number of stomata per mm^2 in the upper and lower epidermis in tomato plants and water lily plants. Tomato plants are a type of terrestrial plant.

View solution

Table 2.1 shows the results.

Table 2.1

	mean number of stomata per mm^2	
plant	in upper epidermis	in lower epidermis
tomato	10	129
water lily	475	0

(i) Compare **and** explain the differences in the mean number of stomata in a tomato plant and in a water lily plant.

.....

.....

.....

.....

.....

.....

.....

.....

.....

.....

..... [5]

(ii) State the name of the cells that control the opening and closing of stomata.

..... [1]

[Total: 14]

View solution

BLANK PAGE

3 Fig. 3.1 is a diagram of the junction between two neurones in a healthy person.

Fig. 3.2 is a diagram of the junction between the same two neurones in a person who has Parkinson's disease. This disease affects the nervous system.

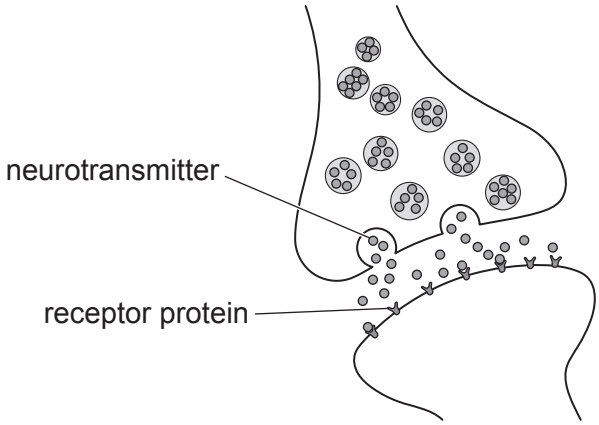

Fig. 3.1

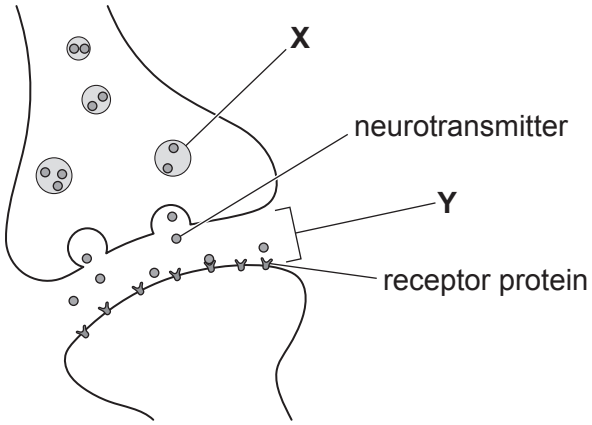

Fig. 3.2

View solution

(a) Identify the parts labelled **X** and **Y** in Fig. 3.2.

X .....

Y .....

[2]

(b) Parkinson's disease affects neurones in the brain that are responsible for movement.

Using the information in Fig. 3.1 and Fig. 3.2, suggest **and** explain the effect of Parkinson's disease on a person's movement.

.....

.....

.....

.....

.....

.....

.....

.....

.....

.....

.....

..... [5]

© UCLES 2023

(c) Describe **two** ways nervous control differs from hormonal control.

View solution

1 .....

.....

2 .....

.....

[2]

(d) **(i)** The shape of the receptor proteins shown in Fig. 3.1 and Fig. 3.2 is important for their function.

Explain how the shape of the receptor proteins is determined.

View solution

.....

.....

.....

.....

..... [2]

(ii) Cell membranes also contain protein carriers. Describe the role of protein carriers.

View solution

.....

.....

.....

.....

..... [2]

[Total: 13]

4 A scientist investigated the effect of temperature on the rate of photosynthesis in one species of plant.

Photosynthesis involves enzyme-controlled reactions.

Discs were cut from a leaf and kept at different temperatures.

The total surface area of the discs was kept the same for each temperature.

The volume of oxygen that was produced by the leaf discs was measured and used to estimate the rate of photosynthesis.

The results are shown in Fig. 4.1.

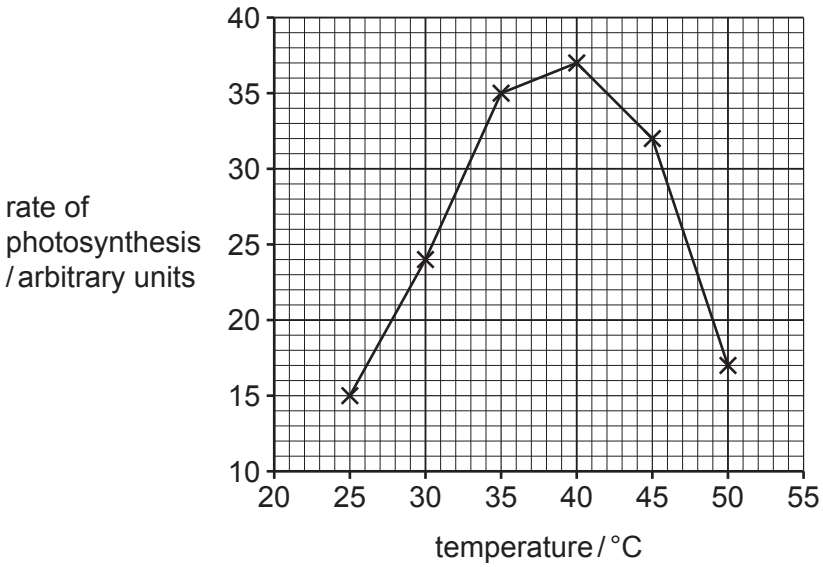

Fig. 4.1

(a) Identify the optimum temperature for photosynthesis in Fig. 4.1.

..... °C [1]

View solution

(b) Explain the results shown in Fig. 4.1.

View solution

.....

.....

.....

.....

.....

.....

.....

.....

.....

.....

.....

..... [6]

(c) Carbon dioxide was supplied in excess at each temperature during the investigation.

View solution

Explain why.

.....

.....

.....

.....

..... [2]

(d) Suggest why not all of the oxygen produced by the leaf is released.

View solution

.....

.....

..... [1]

(e) Describe the role of chlorophyll in photosynthesis.

.....

.....

.....

.....

..... [2]

[Total: 12]

View solution

BLANK PAGE

5 **(a)** Describe **two** ways in which the circulatory system of a fish is different from the circulatory system of a mammal.

1 .....

.....

2 .....

.....

[2]

(b) Explain the advantages of a double circulatory system.

View solution

.....

.....

.....

.....

.....

.....

..... [3]

(c) Fig. 5.1 shows part of the circulatory system of a mammal.

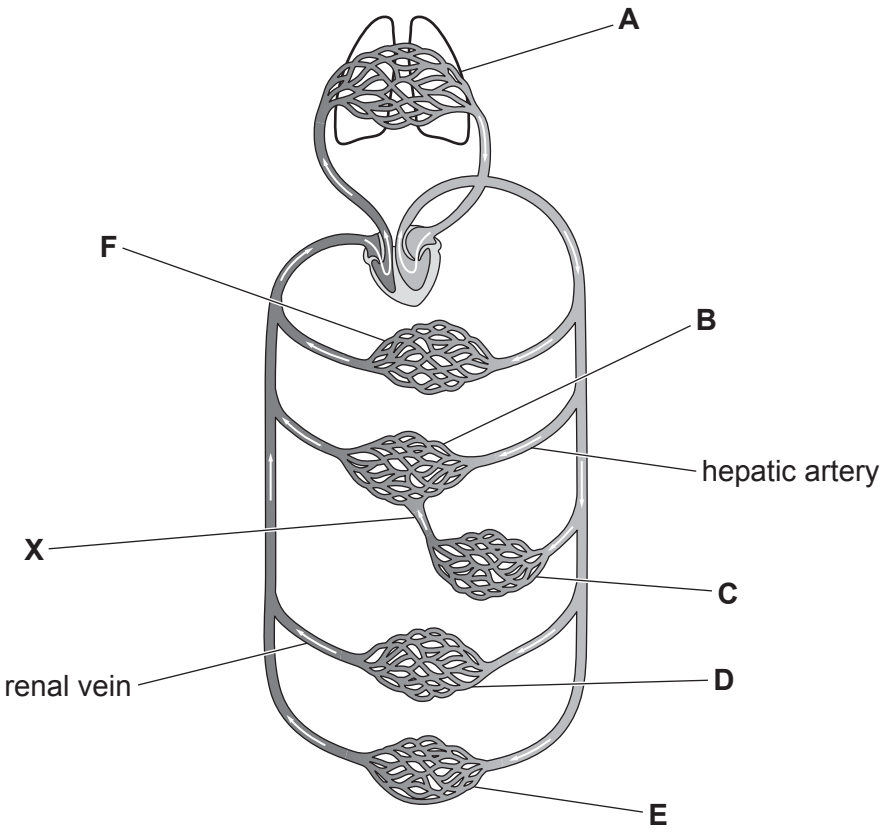

Fig. 5.1

© UCLES 2023

(i) State the letter from Fig. 5.1 that identifies where these processes occur:

View solution

absorption of the products of digestion into the blood .....

excretion of carbon dioxide from the body .....

formation of urine .....

production of bile. .....

[4]

(ii) Identify the name of the blood vessel labelled **X** in Fig. 5.1.

View solution

..... [1]

(d) Describe the role of the liver in excretion.

View solution

.....

.....

.....

.....

.....

.....

.....

.....

.....

..... [4]

[Total: 14]

6 **(a)** State the names of **two** hormones released by the ovaries.

View solution

1 .....

2 .....

[2]

(b) During pregnancy, antibodies are acquired by the fetus from the mother.

View solution

State the organ the antibodies cross to reach the fetus.

..... [1]

(c) A baby was breastfed for six months. The concentration of antibodies in the baby's blood obtained from breast milk and the concentration of antibodies made by the baby itself were measured.

Fig. 6.1 shows the results.

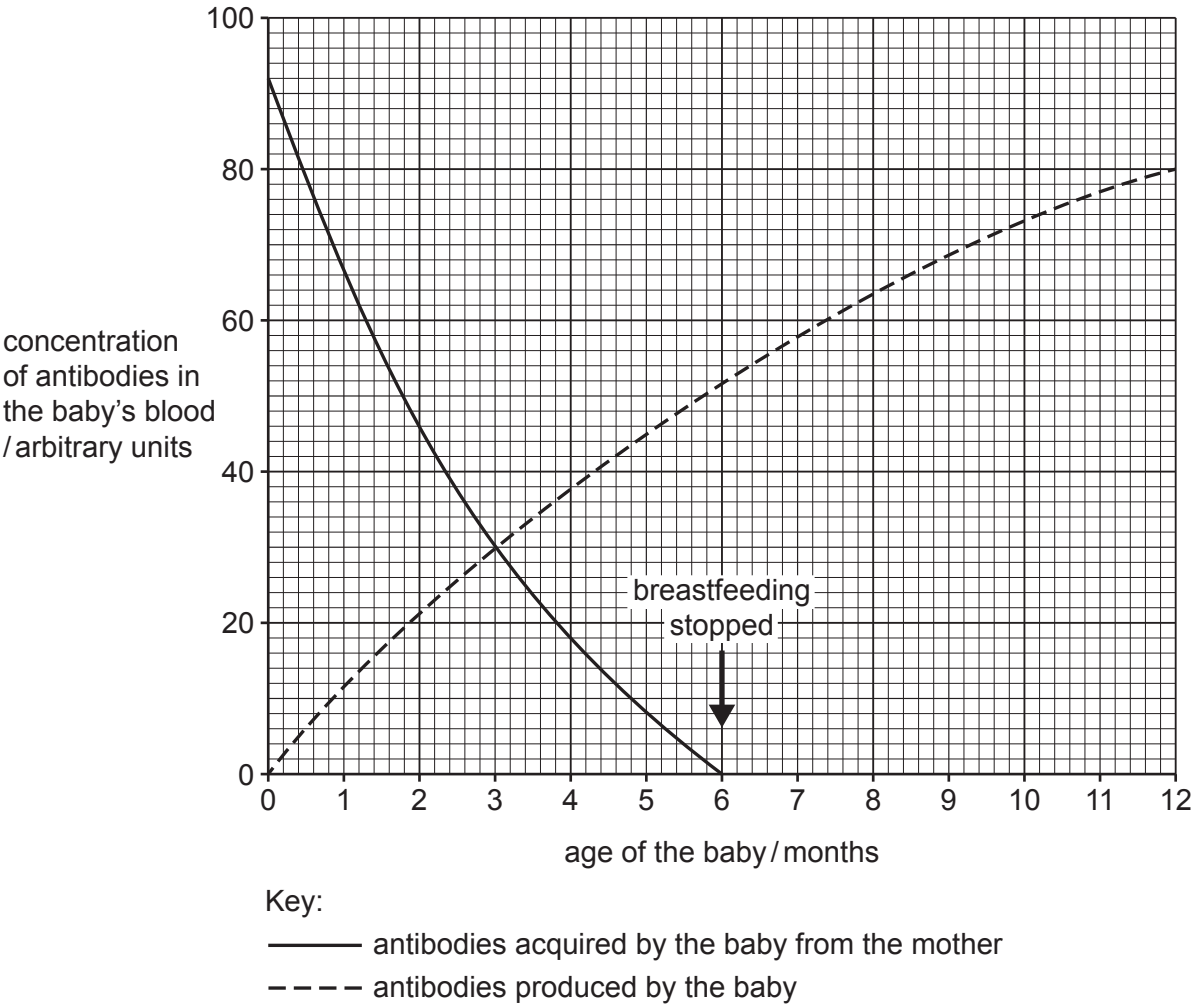

Fig. 6.1

(i) Complete the sentences to describe the changes in antibody concentration in the baby.

View solution

After birth the concentration of antibodies acquired from the mother decreases rapidly to 0 arbitrary units at ..... months.

Antibodies start being produced by cells called ..... in the baby immediately after birth.

The total concentration of antibodies in the baby from both sources is ..... arbitrary units at 4 months.

The concentration of antibodies acquired from the mother and the concentration of antibodies produced by the baby are the same at ..... months.

[4]

(ii) Describe the benefits of breastfeeding a baby for the first six months of life.

View solution

.....

.....

.....

.....

..... [2]

(iii) State **two** ways, other than breastfeeding, that a baby can acquire immunity.

View solution

1 .....

.....

2 .....

.....

[2]

© UCLES 2023

(d) Explain the importance of the shape of an antibody.

View solution

.....

.....

.....

.....

.....

.....

..... [3]

(e) Antibodies are proteins.

State the chemical elements present in all proteins that are also found in carbohydrates and fats.

..... [1]

[Total: 15]

View solution

BLANK PAGE

BLANK PAGE

Permission to reproduce items where third-party owned material protected by copyright is included has been sought and cleared where possible. Every reasonable effort has been made by the publisher (UCLES) to trace copyright holders, but if any items requiring clearance have unwittingly been included, the publisher will be pleased to make amends at the earliest possible opportunity.

To avoid the issue of disclosure of answer-related information to candidates, all copyright acknowledgements are reproduced online in the Cambridge Assessment International Education Copyright Acknowledgements Booklet. This is produced for each series of examinations and is freely available to download at www.cambridgeinternational.org after the live examination series.

Cambridge Assessment International Education is part of Cambridge Assessment. Cambridge Assessment is the brand name of the University of Cambridge Local Examinations Syndicate (UCLES), which is a department of the University of Cambridge.

© UCLES 2023