Cambridge Assessment International Education

Cambridge IGCSE™

BIOLOGY **0610/21**

Paper 2 Multiple Choice (Extended) **October/November 2024**

45 minutes

You must answer on the multiple choice answer sheet.

You will need: Multiple choice answer sheet
Soft clean eraser
Soft pencil (type B or HB is recommended)

INSTRUCTIONS

- There are **forty** questions on this paper. Answer **all** questions.
- For each question there are four possible answers **A**, **B**, **C** and **D**. Choose the **one** you consider correct and record your choice in soft pencil on the multiple choice answer sheet.
- Follow the instructions on the multiple choice answer sheet.
- Write in soft pencil.
- Write your name, centre number and candidate number on the multiple choice answer sheet in the spaces provided unless this has been done for you.
- Do **not** use correction fluid.
- Do **not** write on any bar codes.
- You may use a calculator.

INFORMATION

- The total mark for this paper is 40.
- Each correct answer will score one mark.
- Any rough working should be done on this question paper.

IB24 11_0610_21/3RP
© UCLES 2024

1 A living organism, X, can make its own food, get rid of toxic materials and detect and respond to stimuli.

View solution

What **other** four processes must organism X carry out to stay alive?

A excretion, growth, movement, sensitivity

B excretion, growth, nutrition, respiration

C growth, movement, reproduction, respiration

D movement, reproduction, respiration, sensitivity

2 The diagram shows an animal.

View solution

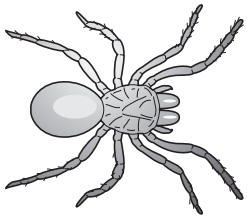

Using the key, which genus does the animal belong to?

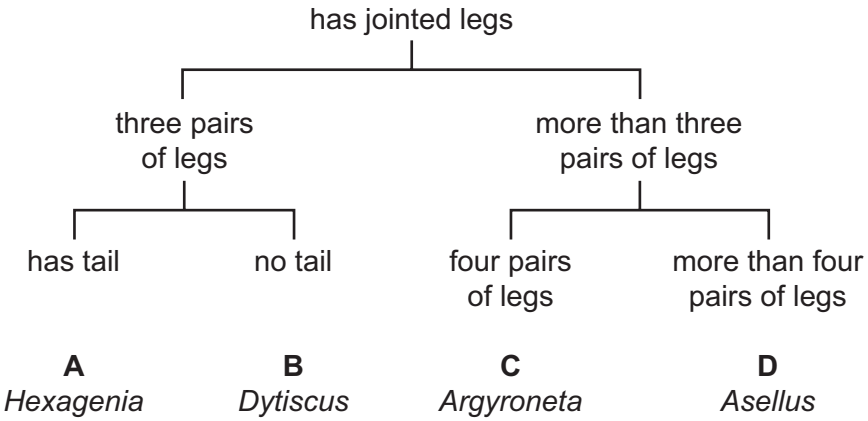

3 Which statement is true for all species of organisms?

View solution

A A species is a group of organisms that are genetically identical.

B A species is a group of organisms that produce fertile offspring.

C A species is a group of organisms that reproduce both asexually and sexually.

D A species is a group of organisms that reproduce by sexual means only.

© UCLES 2024

4 Which group of living organisms includes the myriapods?

View solution

A arthropods

B prokaryotes

C protoctists

D vertebrates

5 The diagram shows a liver cell.

View solution



Which features are present in this cell and also in most plant cells?

A cell membrane and cytoplasm

B cell membrane and sap vacuole

C cell wall and cytoplasm

D cell wall and sap vacuole

6 A tick is a type of arachnid.

View solution

The length of an adult tick is 2.3 mm.

What is the length of the tick in micrometres?

A 0.23 μm **B** 23 μm **C** 230 μm **D** 2300 μm

7 Cylinders of potato tissue were left in different concentrations of sucrose solution for one hour. The graph shows the percentage change in the length of the potato cylinders after one hour.

View solution

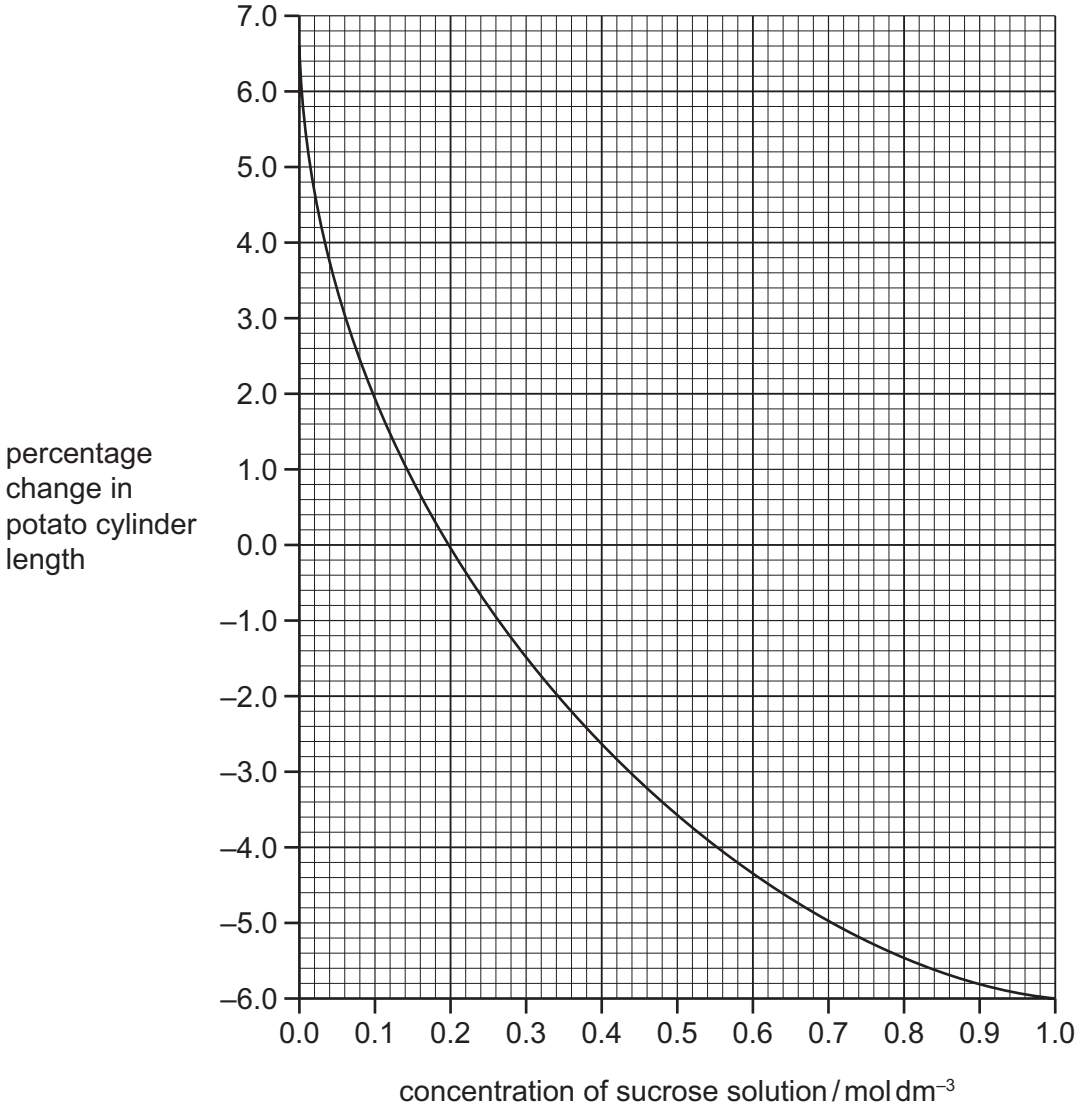

What can be concluded about the cells of the potato cylinders that were left in 0.2 mol dm^{-3} sucrose solution?

A The cells in the potato cylinders became flaccid.

B The cells in the potato cylinders became plasmolysed.

C The net movement of water into the potato cells was equal to the net movement of water out of the potato cells.

D The water potential of the potato cells was zero.

© UCLES 2024

8 Which statement about biological molecules is correct?

View solution

A DNA molecules contain pairs of bases: A pairs with G and C pairs with T.

B Fatty acids and glycerol molecules can be joined together to form proteins.

C Glucose molecules can be joined together to make cellulose and glycogen.

D Starch molecules are made of maltase.

9 The graph shows how temperature affects an enzyme-controlled reaction.

View solution

Where on the graph do the enzyme and substrate molecules have the most kinetic energy?

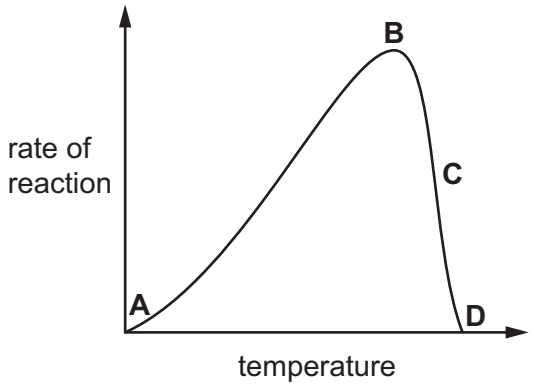

10 Which substance is an energy store that is made in plant cells from the products of photosynthesis?

View solution

A cellulose

B glycogen

C nectar

D starch

11 Which nutrient is lacking when a person has scurvy?

View solution

A calcium

B iron

C vitamin C

D vitamin D

© UCLES 2024

12 The diagram shows part of the alimentary canal.

View solution

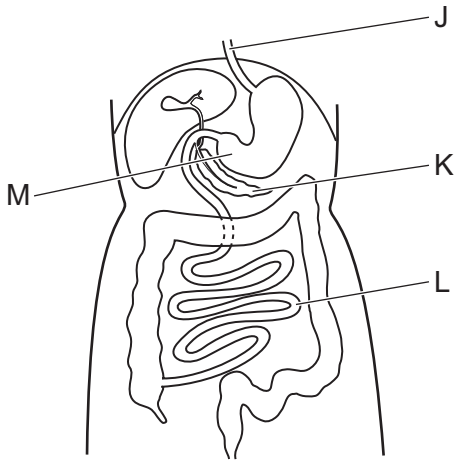

Which row correctly identifies the structures labelled J to M?

	J	K	L	M
A	oesophagus	pancreas	small intestine	stomach
B	pancreas	small intestine	stomach	oesophagus
C	small intestine	stomach	oesophagus	pancreas
D	stomach	oesophagus	pancreas	small intestine

13 Which statement about enzymes in digestion is correct?

View solution

A Amylase catalyses the breakdown of fats to fatty acids and glycerol.

B Amylase catalyses the breakdown of oils to fatty acids and glucose.

C Lipase catalyses the breakdown of fats to fatty acids and glycerol.

D Lipase catalyses the breakdown of oils to fatty acids and glucose.

© UCLES 2024

14 The diagram shows a villus.

View solution

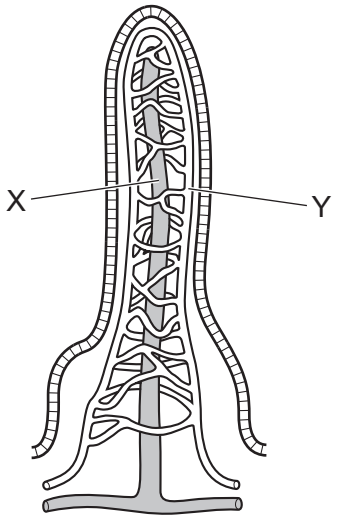

Which statement about absorption is correct?

A Amino acids move into X.

B Fatty acids move into X.

C Cellulose moves into Y.

D Maltose moves into Y.

15 Which substance strengthens the walls of xylem vessels?

View solution

A glycerol

B glycogen

C lignin

D starch

16 Which row explains why a plant wilts?

View solution

	water loss at the leaf surface	water uptake in the roots	state of the plant cells
A	low	high	flaccid
B	low	high	turgid
C	high	low	flaccid
D	high	low	turgid

© UCLES 2024

17 Scientists investigated the movement of sucrose through a plant.

View solution

They used carbon dioxide containing radioactive carbon, ^{14}C.

They covered one leaf on a plant with a clear plastic bag containing $^{14}CO_2$.

After 24 hours, the plant was placed onto photographic film. The photographic film went black where the radioactive carbon was present.

Diagram 1 shows the plant at the start of the experiment, and diagram 2 shows the photographic film at the end of the experiment.

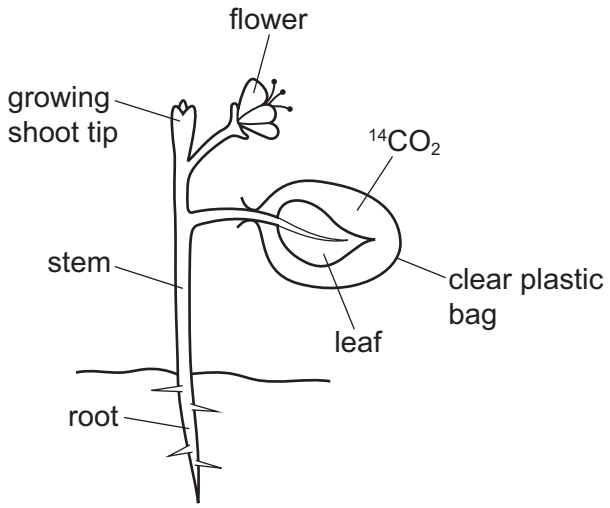

diagram 1

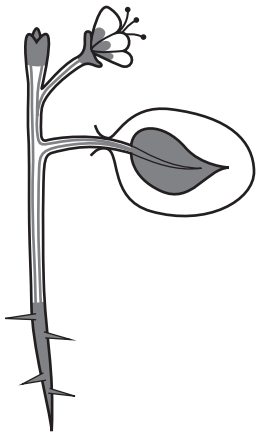

diagram 2

Which conclusions can be made from the experiment?

1 Translocation occurs in upwards and downwards directions.

2 The leaf and shoot tip are sources.

3 The roots and flowers are sinks.

A 1, 2 and 3 **B** 1 and 2 only **C** 1 and 3 only **D** 2 and 3 only

© UCLES 2024

18 The diagram shows a section through the human heart.

View solution

Which valve is the right atrioventricular valve?

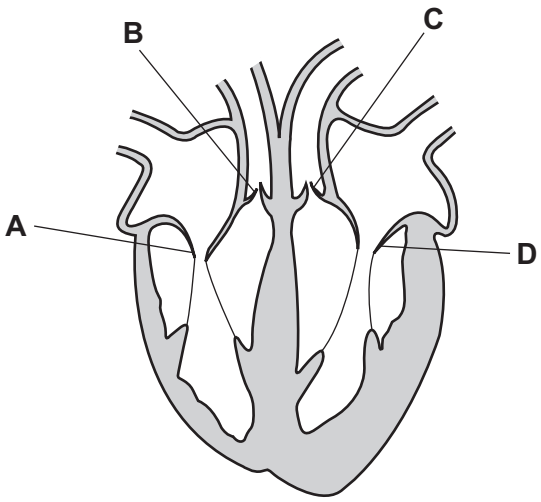

19 Which row shows the features of a blood vessel that transports blood at low pressure?

View solution

	size of lumen	thickness of wall	valves
A	large	thick	absent
B	small	thin	present
C	small	thick	absent
D	large	thin	present

20 The diagram shows a component of blood.

View solution



What is the name of this component?

A lymphocyte

B phagocyte

C platelet

D red blood cell

© UCLES 2024

21 Which statement about immunity is correct?

View solution

A Antibodies are present on the surface of pathogens.

B Antibodies are produced by lymphocytes.

C Antigens are produced by memory cells.

D Antigens are produced by phagocytes.

22 The intercostal muscles and diaphragm contract and relax during ventilation.

View solution

Which row shows the actions of muscles that result in the largest volume inside the thorax?

	internal intercostal muscles	diaphragm
A	relax	contract
B	relax	relax
C	contract	contract
D	contract	relax

23 How many molecules of carbon dioxide, glucose, oxygen and water are there in the balanced chemical equation for aerobic respiration?

View solution

	carbon dioxide	glucose	oxygen	water
A	3	1	6	3
B	3	2	3	3
C	6	1	6	6
D	6	6	6	6

24 Where is urea formed and excreted?

View solution

	formed	excreted
A	bladder	heart
B	heart	liver
C	kidney	bladder
D	liver	kidney

© UCLES 2024

25 A growing seedling was pinned sideways onto a wooden board that was covered in wet blotting paper.

View solution

The seedling was kept in a dark box.

The diagram shows the seedling after 24 hours. Auxin had become concentrated on the lower side of the shoot and the root.

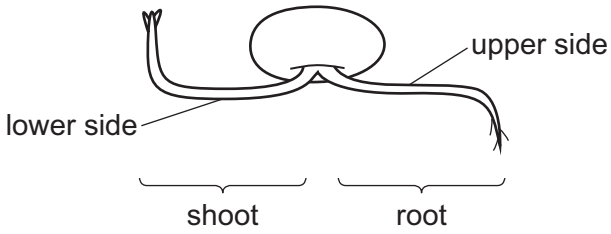

What can be concluded from this experiment about the effect of auxin on the seedling?

A A high concentration of auxin stimulates cell elongation on the lower side of the root.

B A high concentration of auxin stimulates cell elongation on the lower side of the shoot.

C A low concentration of auxin stimulates cell elongation on the upper side of the shoot.

D A low concentration of auxin stimulates cell elongation on the upper sides of the shoot and the root.

26 Which statement describes a drug?

View solution

A a substance that is produced in the body and alters the activity of target organs

B a substance that is produced in the body and increases the rate of chemical reactions in the body

C any substance taken into the body that modifies or affects chemical reactions in the body

D any substance that helps the body maintain a constant internal environment

© UCLES 2024

27 The diagram shows a plant that is producing small plantlets.

View solution

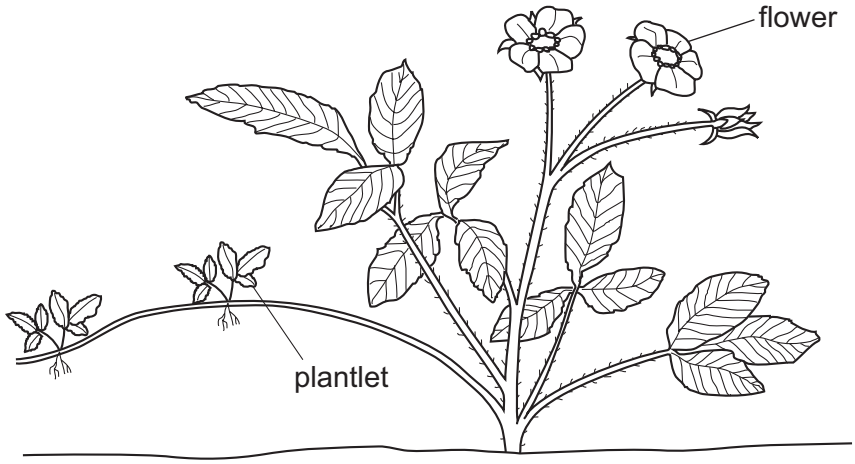

Which statement about the plantlets is correct?

A They are genetically different from the parent plant.

B They are genetically identical to the parent plant.

C They are produced as a result of the fusion of nuclei.

D They are produced by fertilising the flowers.

28 Which hormone maintains the thickness of the lining of the uterus during pregnancy?

View solution

A follicle-stimulating hormone (FSH)

B luteinising hormone (LH)

C oestrogen

D progesterone

29 The table shows the number of new HIV infections in 1990 and 2021 in one country.

View solution

year	1990	2021
number of new HIV infections	8800	830

Which statement could explain the change in the number of new HIV infections between 1990 and 2021?

A Condoms, which prevent the transmission of STIs, increased in price between 1990 and 2021.

B People in 2021 had more sexual partners.

C Testing of donated blood for pathogens was introduced in 1990.

D There was an increase in drug abuse between 1990 and 2021.

© UCLES 2024

30 Where are amino acids assembled into protein molecules?

View solution

A the DNA

B the genes

C the nucleus

D the ribosomes

31 The diagram shows the changes in the mass of DNA in one cell before, during and after mitosis.

View solution

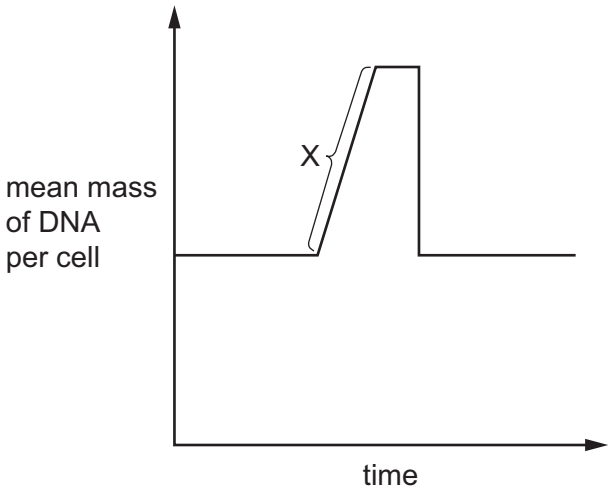

What is happening at X in the graph?

A the cell is changing from haploid to diploid

B the cell is dividing

C DNA replication

D reduction division

32 A woman who has blood group AB has a child with a man who has blood group B and is heterozygous.

View solution

What is the chance of the child having blood group B?

A 0% **B** 25% **C** 50% **D** 100%

33 Plants are adapted to survive in different environments.

View solution

What are features of xerophytes?

	cuticle	number of stomata
A	thick	few
B	thick	many
C	thin	few
D	thin	many

34 Which diagram correctly shows the flow of energy?

View solution

A producers → consumers; producers → decomposers; consumers → decomposers

B consumers → producers → decomposers

C producers ← consumers; producers → decomposers; consumers → decomposers

D decomposers → consumers → producers

35 The diagram shows a food chain.

View solution

tree → small insects → small birds → birds of prey

What is the correct pyramid of numbers for this food chain?

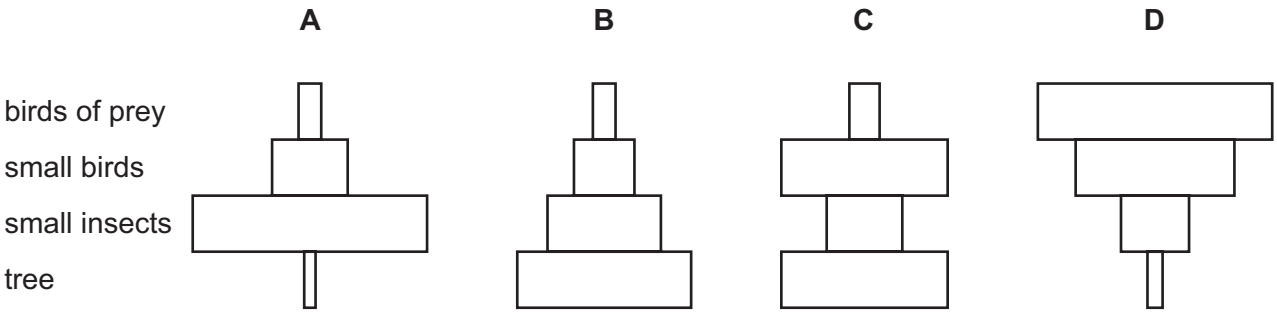

36 Acidic soils encourage the increase of anaerobic bacteria that cause denitrification.

View solution

How do acidic conditions affect the nitrogen cycle?

A Ammonia will **not** enter the nitrogen cycle.

B More nitrogen gas will be released from the soil.

C The concentration of nitrates in the soil will increase.

D The plants growing in the soil will produce more proteins.

37 The graph shows the population of yeast over a period of time.

View solution

Which phase shows when the number of yeast cells dying is equal to the number of new yeast cells being produced?

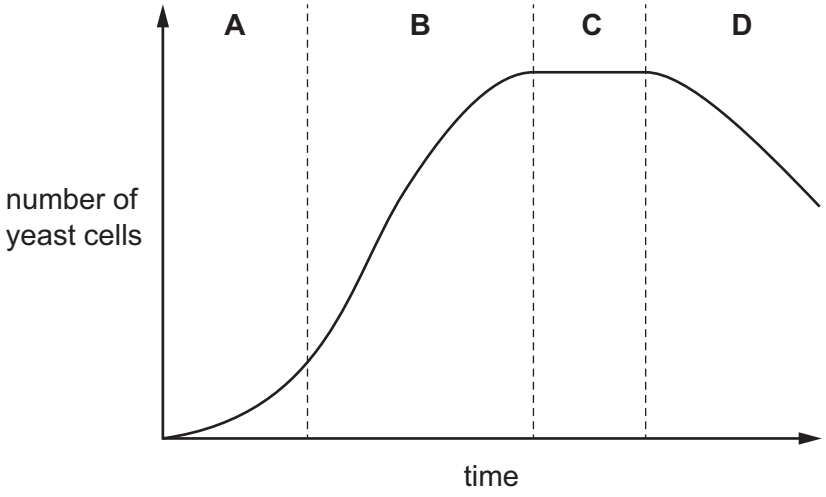

38 Wheat plants are often grown in large areas as a monoculture.

View solution

What is a negative environmental impact of this method of farming?

A The variety of species in the area is reduced.

B Fewer types of pesticide are needed.

C Larger harvests can be produced.

D Specialist machinery can be used.

39 How will these natural processes be affected by deforestation?

View solution

	flooding	loss of soil	transpiration
A	decreased	decreased	increased
B	decreased	increased	decreased
C	increased	decreased	increased
D	increased	increased	decreased

© UCLES 2024

40 The stages describe how genetic modification can be used to produce human insulin from bacteria.

View solution

1 Cut bacterial plasmid DNA with restriction enzymes.

2 Extract the gene for insulin from human DNA with restriction enzymes.

3 Insert the recombinant plasmids into bacteria.

4 Join human DNA to bacterial plasmid DNA using DNA ligase.

5 Replicate bacteria containing recombinant plasmids.

Which sequence will lead to the production of human insulin by bacteria?

A $2 \rightarrow 1 \rightarrow 4 \rightarrow 3 \rightarrow 5$

B $2 \rightarrow 5 \rightarrow 1 \rightarrow 3 \rightarrow 4$

C $4 \rightarrow 2 \rightarrow 3 \rightarrow 1 \rightarrow 5$

D $4 \rightarrow 3 \rightarrow 5 \rightarrow 1 \rightarrow 2$

Permission to reproduce items where third-party owned material protected by copyright is included has been sought and cleared where possible. Every reasonable effort has been made by the publisher (UCLES) to trace copyright holders, but if any items requiring clearance have unwittingly been included, the publisher will be pleased to make amends at the earliest possible opportunity.

To avoid the issue of disclosure of answer-related information to candidates, all copyright acknowledgements are reproduced online in the Cambridge Assessment International Education Copyright Acknowledgements Booklet. This is produced for each series of examinations and is freely available to download at www.cambridgeinternational.org after the live examination series.

Cambridge Assessment International Education is part of Cambridge Assessment. Cambridge Assessment is the brand name of the University of Cambridge Local Examinations Syndicate (UCLES), which is a department of the University of Cambridge.

© UCLES 2024