Cambridge Assessment International Education

Cambridge IGCSE™

BIOLOGY **0610/22**

Paper 2 Multiple Choice (Extended) **October/November 2024**

45 minutes

You must answer on the multiple choice answer sheet.

You will need: Multiple choice answer sheet
Soft clean eraser
Soft pencil (type B or HB is recommended)

INSTRUCTIONS

- There are **forty** questions on this paper. Answer **all** questions.
- For each question there are four possible answers **A**, **B**, **C** and **D**. Choose the **one** you consider correct and record your choice in soft pencil on the multiple choice answer sheet.
- Follow the instructions on the multiple choice answer sheet.
- Write in soft pencil.
- Write your name, centre number and candidate number on the multiple choice answer sheet in the spaces provided unless this has been done for you.
- Do **not** use correction fluid.
- Do **not** write on any bar codes.
- You may use a calculator.

INFORMATION

- The total mark for this paper is 40.
- Each correct answer will score one mark.
- Any rough working should be done on this question paper.

IB24 11_0610_22/2RP
© UCLES 2024

1 Which organisms carry out respiration, growth, movement and excretion?

View solution

A all animals and all plants

B animals only

C arthropods and flowering plants only

D plants only

2 The chimpanzee belongs to the species *Pan troglodytes*.

View solution

What is the genus of this species?

A chimpanzee

B *Pan*

C *Pan troglodytes*

D *troglodytes*

3 The diagram shows a tree leaf.

View solution

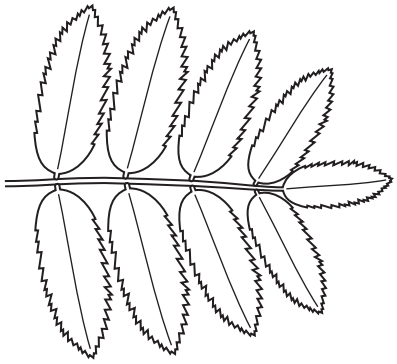

Use the key to identify the tree species to which the leaf belongs.

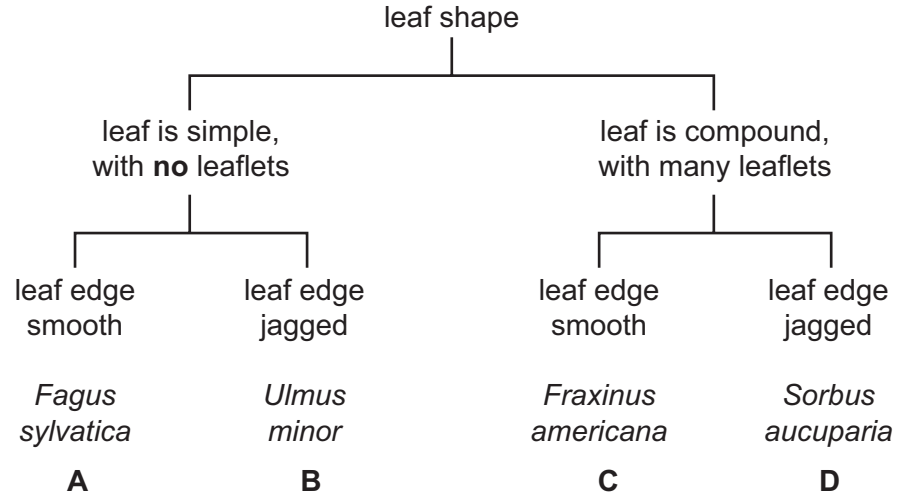

4 What is the function of mitochondria in cells?

View solution

A to absorb light energy

B to produce glucose

C to release energy

D to transport oxygen

5 Which row shows a function of the cell membrane and a function of the cell wall in a palisade cell?

View solution

	cell membrane	cell wall
A	active transport	active transport
B	active transport	support
C	support	active transport
D	support	support

6 A specimen is viewed under a microscope with a ×10 magnification. The specimen image measures 30 mm.

View solution

What is the actual size of the specimen?

A 3 μm **B** 30 μm **C** 300 μm **D** 3000 μm

7 The diagram shows the water potential of three plant cells. The more negative the value, the higher the solute concentration.

View solution

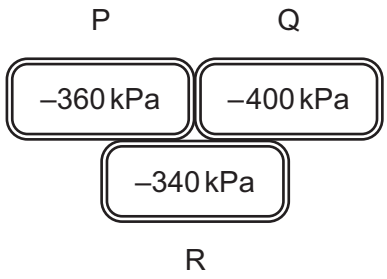

What is the immediate movement of water that will occur between the three cells?

A from P to Q, and from R to P and Q

B from Q to P and R only

C from Q to P and R, and from P to R

D from R to Q only

8 Which base in a DNA molecule always pairs with a G base?

View solution

A A **B** G **C** C **D** T

© UCLES 2024

9 The diagram shows the steps in an enzyme-controlled reaction.

View solution

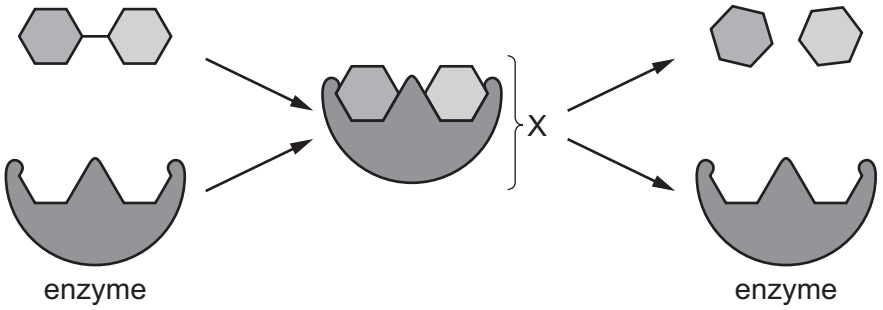

What describes the part labelled X?

A active site

B enzyme–substrate complex

C product

D substrate

10 The graph shows the effect of temperature on the time taken for the complete digestion of starch.

View solution

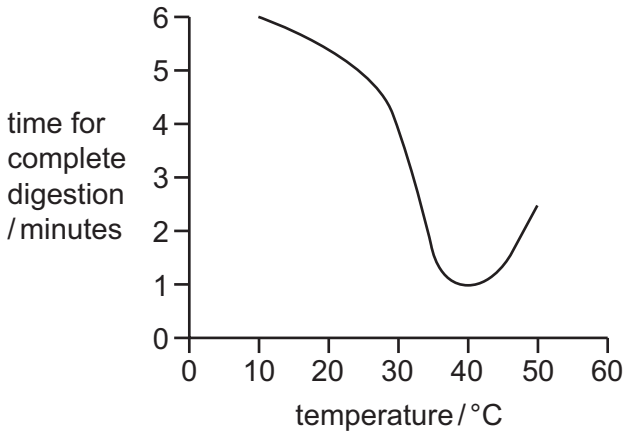

At which temperature is the rate of digestion of starch the greatest?

A 10 °C **B** 30 °C **C** 40 °C **D** 50 °C

11 Which substance is needed to make chlorophyll and which part of the plant absorbs the substance?

View solution

	substance	part of the plant where the substance is absorbed
A	calcium	root hairs
B	calcium	stomata
C	magnesium	root hairs
D	magnesium	stomata

© UCLES 2024

12 The diagram shows a type of plant cell.

View solution

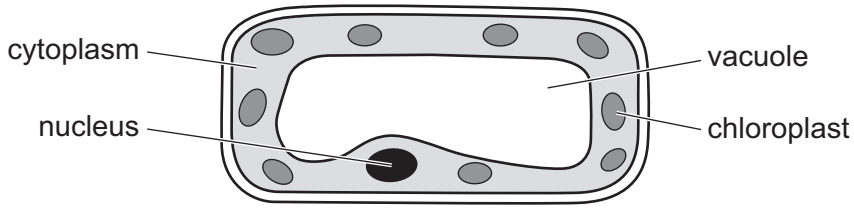

In which tissue is this cell found?

A leaf epidermis

B palisade mesophyll

C root epidermis

D xylem

13 Which components of a balanced diet are needed to make haemoglobin and to prevent scurvy and rickets?

View solution

A carbohydrates and mineral ions

B carbohydrates and proteins

C mineral ions and vitamins

D vitamins and fibre

14 Which group of organs belongs to the same organ system?

View solution

A diaphragm, oesophagus, trachea

B heart, liver, lungs

C heart, stomach, trachea

D oesophagus, intestine, stomach

© UCLES 2024

15 The diagram shows a villus.

View solution

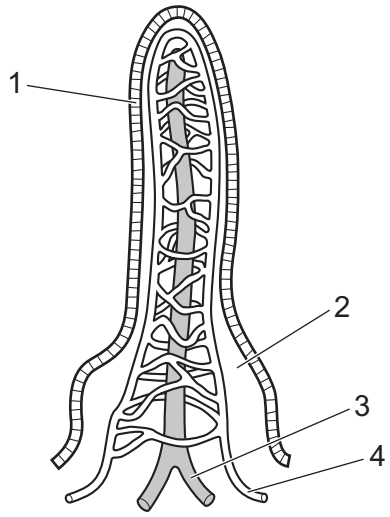

Which parts transport glucose and fatty acids away from the villus?

	glucose	fatty acids
A	3	1
B	3	2
C	4	3
D	4	4

16 Which conditions lead to the lowest rate of transpiration in a plant?

View solution

A cool and high humidity

B cool and windy

C warm and low humidity

D warm and windy

17 The table shows the transport tissues of plants and some substances that may or may **not** travel through these tissues.

View solution

Which row is correct for translocation?

	plant tissue	substance transported
A	phloem	maltose
B	phloem	sucrose
C	xylem	amino acids
D	xylem	water

© UCLES 2024

18 The diagram shows the circulatory system of a fish.

View solution

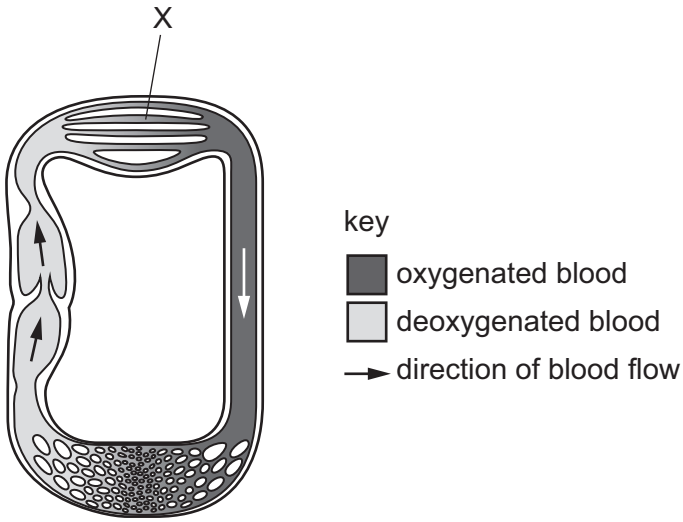

What is the structure labelled X?

A aorta

B gills

C heart

D vena cava

19 Which factors increase the risk of developing coronary heart disease?

View solution

1 increased age

2 regular exercise

3 smoking

4 stress

A 1, 2 and 3 **B** 1, 2 and 4 **C** 1, 3 and 4 **D** 2, 3 and 4

20 Which features of the human body protect against pathogens in food?

View solution

	red blood cells	stomach acid	white blood cells
A	yes	yes	no
B	yes	no	no
C	no	yes	yes
D	no	no	yes

© UCLES 2024

21 What causes air to enter the lungs?

View solution

	external intercostal muscles	volume of thorax	air pressure in thorax
A	contract	decreases	decreases
B	relax	decreases	increases
C	contract	increases	decreases
D	relax	increases	increases

22 The symbol equation for aerobic respiration is shown.

View solution

$$C_6H_xO_y + 6O_2 \rightarrow 6CO_z + 6H_2O$$

Which numbers represent the letters shown in the equation as x, y and z?

	x	y	z
A	2	12	6
B	6	2	12
C	6	12	2
D	12	6	2

23 A student investigates the rate of anaerobic respiration in yeast.

View solution

The total volume of carbon dioxide produced is measured every 10 minutes for 40 minutes. The table shows the results.

time / minutes	total volume of carbon dioxide produced / cm^3
0	6
10	30
20	37
30	40
40	41

Between which times is the rate of anaerobic respiration fastest?

A 0–10 minutes

B 10–20 minutes

C 20–30 minutes

D 30–40 minutes

© UCLES 2024

24 Which part of an amino acid is removed during deamination?

View solution

A the carbon-containing part

B the nitrogen-containing part

C the oxygen-containing part

D the iron-containing part

25 Which process happens in a glomerulus in the kidney?

View solution

A assimilation

B deamination

C filtration

D reabsorption

26 The diagram shows a synapse in a reflex arc.

View solution

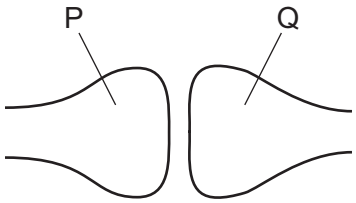

What are the identities of the two neurones and in which direction does the neurotransmitter pass?

	neurone P	neurone Q	direction of passage of the neurotransmitter
A	motor	relay	P → Q
B	motor	sensory	P → Q
C	relay	motor	Q → P
D	relay	sensory	Q → P

27 Which responses occur in the iris of the eye when a person walks from a brightly lit area to a dimly lit area?

View solution

	circular muscles	radial muscles
A	contract	contract
B	contract	relax
C	relax	contract
D	relax	relax

© UCLES 2024

28 Which statements about hormones are correct?

View solution

1 Adrenaline decreases pupil diameter.

2 Adrenaline increases pupil diameter.

3 Insulin decreases blood glucose concentration.

4 Insulin increases blood glucose concentration.

A 1 and 3 **B** 1 and 4 **C** 2 and 3 **D** 2 and 4

29 Bacteria such as MRSA are resistant to antibiotics.

View solution

These processes can occur in bacteria.

1 artificial selection

2 genetic variation

3 mutation

4 natural selection

Which processes lead to the development of antibiotic resistance?

A 1, 2, 3 and 4

B 1, 2 and 3 only

C 2, 3 and 4 only

D 2 and 4 only

30 A farmer grows hot pepper plants and sweet pepper plants in different fields on his farm.

View solution

Each year, the farmer saves seeds from the pepper plants to grow the next crop of peppers.

One year, the farmer notices that some of the seeds from the sweet pepper plants have grown into plants which produce hot and sweet peppers.

What is the most likely explanation?

A Self-pollination has occurred and pollen has been transferred from the anther of a hot pepper plant to the stigma of a sweet pepper plant.

B Cross-pollination has occurred and pollen has been transferred from the stigma of a hot pepper plant to the anther of a sweet pepper plant.

C Self-pollination has occurred and pollen has been transferred from the stigma of a hot pepper plant to the anther of a sweet pepper plant.

D Cross-pollination has occurred and pollen has been transferred from the anther of a hot pepper plant to the stigma of a sweet pepper plant.

© UCLES 2024

31 Why do different cells in a human body produce different proteins?

View solution

A Alleles can be dominant or recessive.

B Only particular genes are expressed.

C Cells have different genes.

D The sequence of bases in the DNA varies between different cells.

32 Which graph shows the mean mass of DNA per cell before, during and after mitosis?

View solution

A

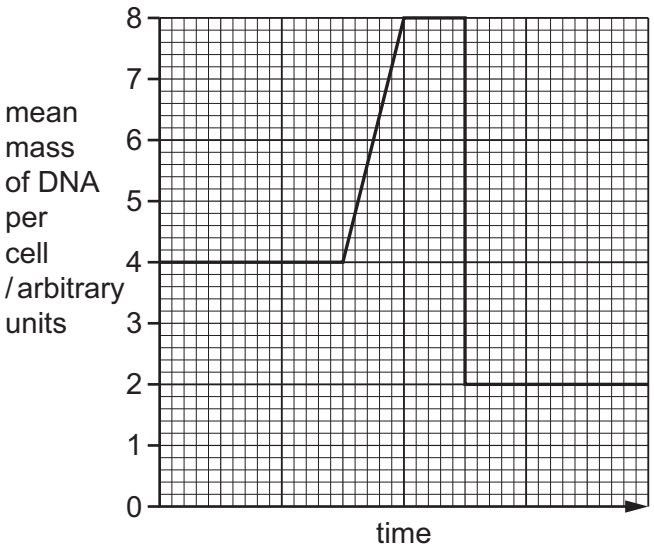

B

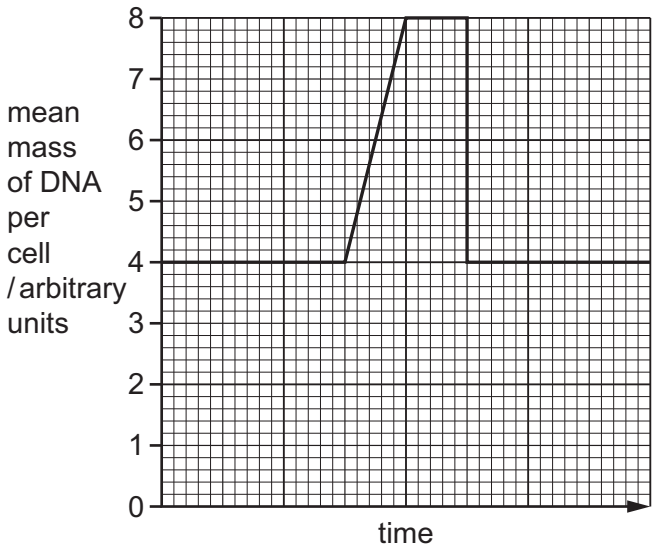

C

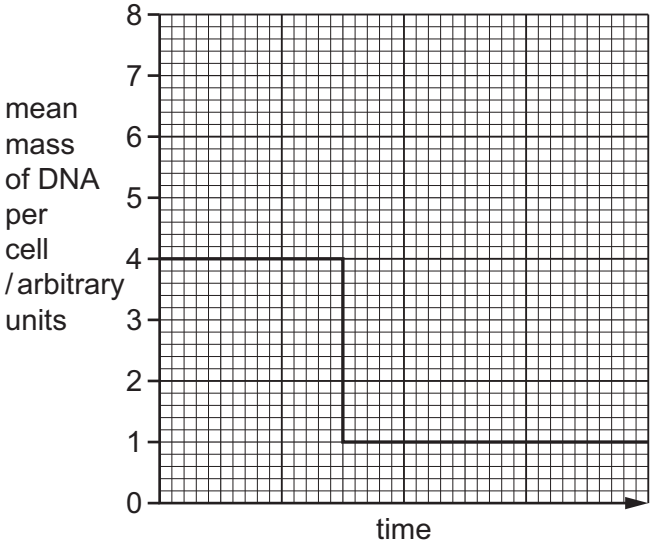

D

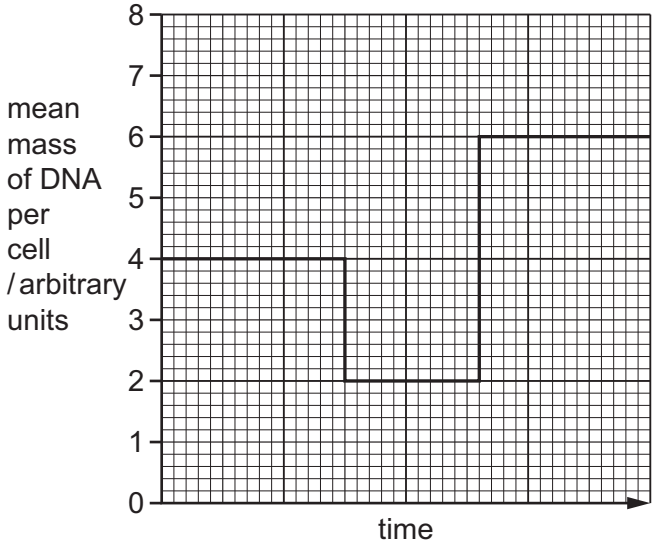

© UCLES 2024

33 Which statement about gene mutations is correct?

View solution

A A mutation is a change in the amino acid sequence of DNA.

B Mutations are a source of genetic variation.

C Mutations are caused by random mating.

D Mutations happen during random fertilisation.

34 The diagram shows the amount of energy in $kJ\,m^{-2}\,yr^{-1}$ at each trophic level of a food chain.

View solution

producers	→	primary consumers	→	secondary consumers
88 000		14 000		2000

Approximately how much energy is lost between the producers and the secondary consumers?

A 0.2% **B** 2.0% **C** 84% **D** 98%

35 Which process in the nitrogen cycle removes nitrogen gas from the atmosphere?

View solution

A decomposition

B denitrification

C nitrification

D nitrogen fixation

36 What is a population?

View solution

A a group of different organisms living in different areas at the same time

B a group of organisms of different species living in the same area

C a group of organisms of one species living in the same area at different times

D a group of organisms of one species living in the same area at the same time

37 A farmer has a small pond on their farm land.

View solution

One year, most of the organisms in the pond die.

The next year, the farmer decreases their use of nitrate fertilisers and fewer organisms in the pond die.

Which statement explains why this will help **increase** the number of organisms living in the pond?

A There is a decrease in dissolved oxygen due to an increase in decomposition.

B There is a decrease in dissolved oxygen due to an increase in photosynthesis.

C There is an increase in dissolved oxygen due to a decrease in decomposition.

D There is an increase in dissolved oxygen due to a decrease in photosynthesis.

© UCLES 2024

38 The graph shows how the population of a species of bird has increased following a conservation programme.

View solution

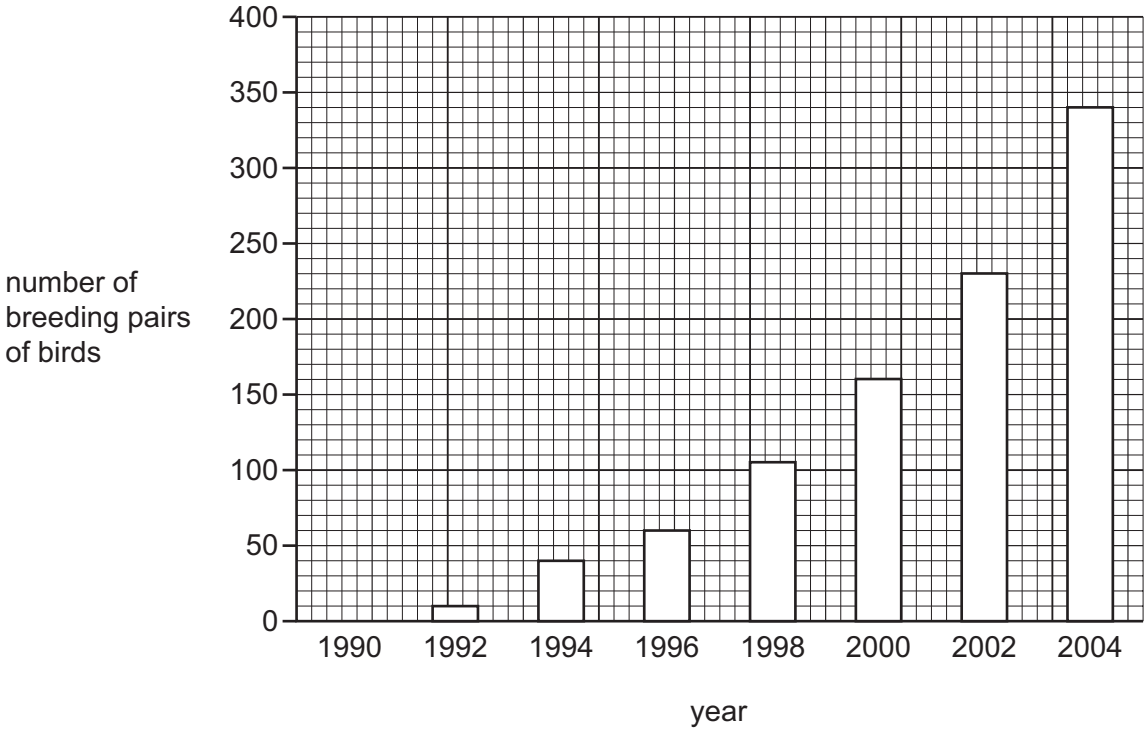

What is the percentage increase in the number of breeding pairs of birds from 1996 to 2002, to the nearest whole number?

A 35% **B** 74% **C** 170% **D** 283%

39 The diagram shows a bacterial cell that is used in genetic modification.

View solution

Which labelled structure makes the bacterium useful for genetic modification?

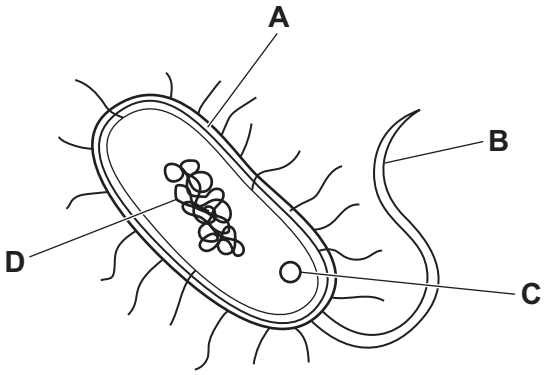

© UCLES 2024

40 The diagram shows some apparatus that was used to produce lactose-free milk.

View solution

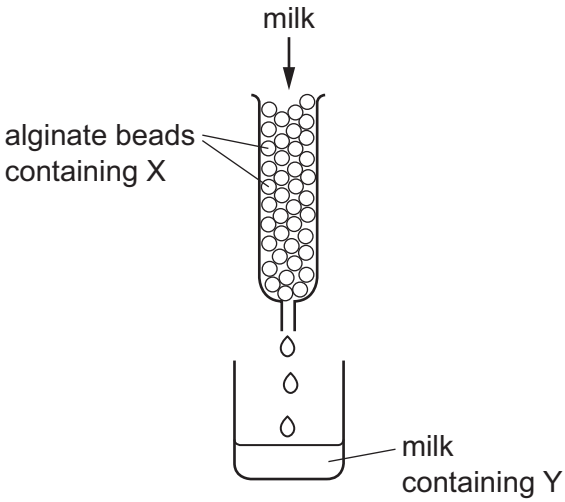

The alginate beads do not react with any of the substances. X is an enzyme that catalyses a reaction involving one of the substances found in milk.

What are X and Y?

	X	Y
A	amylase	glucose
B	amylase	starch
C	lactase	glucose
D	lactase	starch

BLANK PAGE

BLANK PAGE

Permission to reproduce items where third-party owned material protected by copyright is included has been sought and cleared where possible. Every reasonable effort has been made by the publisher (UCLES) to trace copyright holders, but if any items requiring clearance have unwittingly been included, the publisher will be pleased to make amends at the earliest possible opportunity.

To avoid the issue of disclosure of answer-related information to candidates, all copyright acknowledgements are reproduced online in the Cambridge Assessment International Education Copyright Acknowledgements Booklet. This is produced for each series of examinations and is freely available to download at www.cambridgeinternational.org after the live examination series.

Cambridge Assessment International Education is part of Cambridge Assessment. Cambridge Assessment is the brand name of the University of Cambridge Local Examinations Syndicate (UCLES), which is a department of the University of Cambridge.

© UCLES 2024