Cambridge Assessment International Education

Cambridge IGCSE™

CANDIDATE NAME									
CENTRE NUMBER						CANDIDATE NUMBER				

BIOLOGY **0610/43**

Paper 4 Theory (Extended) **October/November 2024**

1 hour 15 minutes

You must answer on the question paper.

No additional materials are needed.

INSTRUCTIONS
- Answer **all** questions.
- Use a black or dark blue pen. You may use an HB pencil for any diagrams or graphs.
- Write your name, centre number and candidate number in the boxes at the top of the page.
- Write your answer to each question in the space provided.
- Do **not** use an erasable pen or correction fluid.
- Do **not** write on any bar codes.
- You may use a calculator.
- You should show all your working and use appropriate units.

INFORMATION
- The total mark for this paper is 80.
- The number of marks for each question or part question is shown in brackets [ ].

This document has **20** pages. Any blank pages are indicated.

© UCLES 2024

1 **(a)** Fig. 1.1 shows part of the human digestive system.

View solution

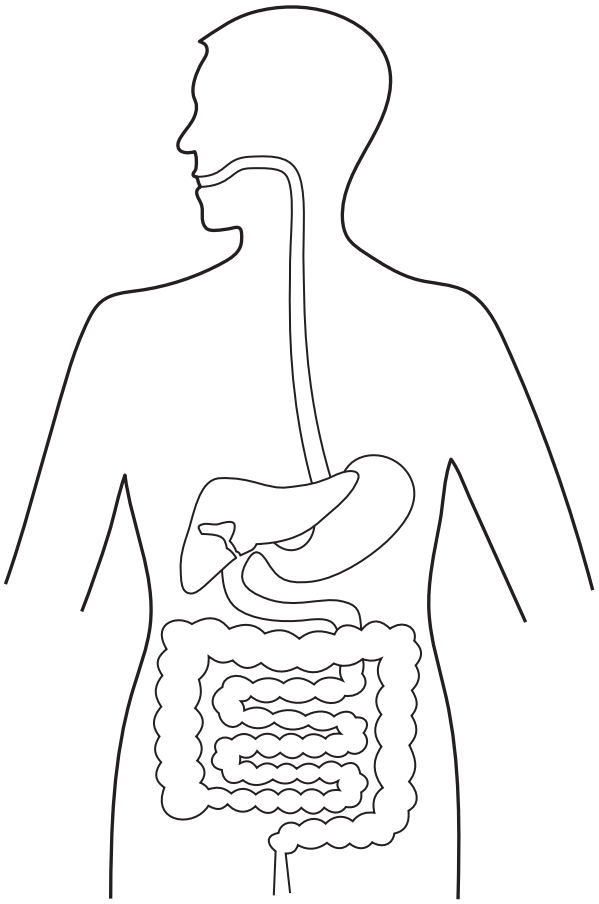

Fig. 1.1

(i) Using label lines and the letters shown, identify **on Fig. 1.1**:

- the organ that produces bile and label it **A**
- the organ that stores bile and label it **B**.

[2]

(ii) Describe physical digestion.

View solution

.....

.....

.....

.....

..... [2]

(iii) State the names of **two** places where physical digestion occurs in the body.

View solution

1 .....

2 .....

[2]

(b) Bile is involved in fat digestion.

View solution

(i) Complete the sentences about fat digestion.

Bile is released into the ..... in the digestive system. Bile increases the surface area of fats and oils. This is called ..... . This increase in surface area increases the rate of ..... digestion using the enzyme ..... .

[4]

(ii) State the names of the products of fat digestion.

View solution

.....

..... [1]

(c) Explain the role of bile in the breakdown of protein by trypsin.

View solution

.....

.....

.....

.....

..... [2]

[Total: 13]

2 Aphids are arthropods.

Aphids insert their mouthpieces into the phloem in the stem of a plant to feed.

An aphid is shown in Fig. 2.1.



magnification ×22

Fig. 2.1

(a) (i) Identify **two** features visible in Fig. 2.1 that can be used to classify an aphid as an insect.

1 .....

2 .....

[2]

View solution

Fig. 2.2 is a diagram of a cross-section of a dicotyledonous stem.

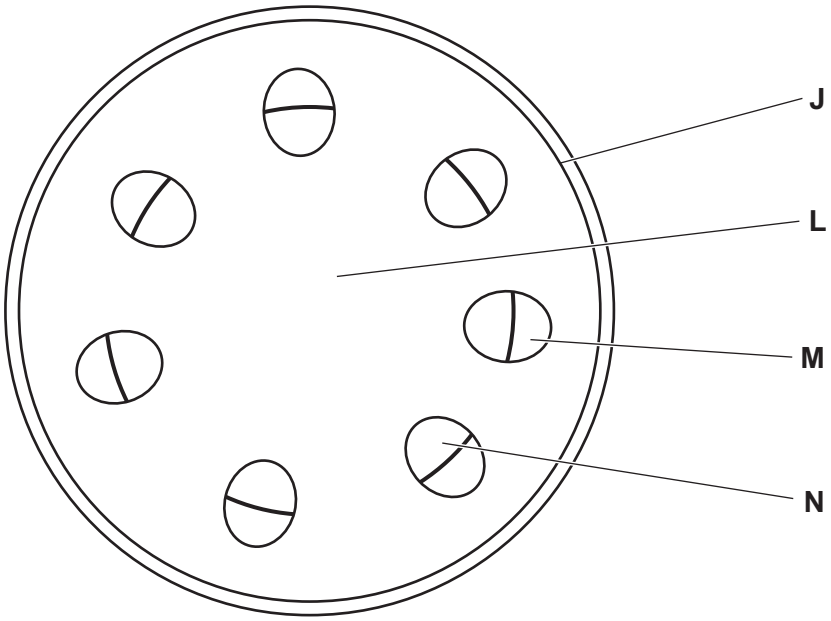

Fig. 2.2

(ii) State the letter in Fig. 2.2 that identifies the structure from which aphids feed.

View solution

..... [1]

(iii) State the names of **two** nutrients transported in the phloem.

View solution

1 .....

2 .....

[1]

(b) Scientists investigated the effect of temperature on the rate of translocation.

View solution

The data are shown in Table 2.1.

Table 2.1

temperature / °C	rate of translocation / cm per hour
15	7.3
20	13.8
25	16.7
30	17.1

Calculate the percentage change in rate of translocation between 15 °C and 30 °C.

Give your answer to **three** significant figures.

Space for working.

.....% [3]

(c) Fig. 2.3 shows a potato plant growing in the spring and then in the summer.

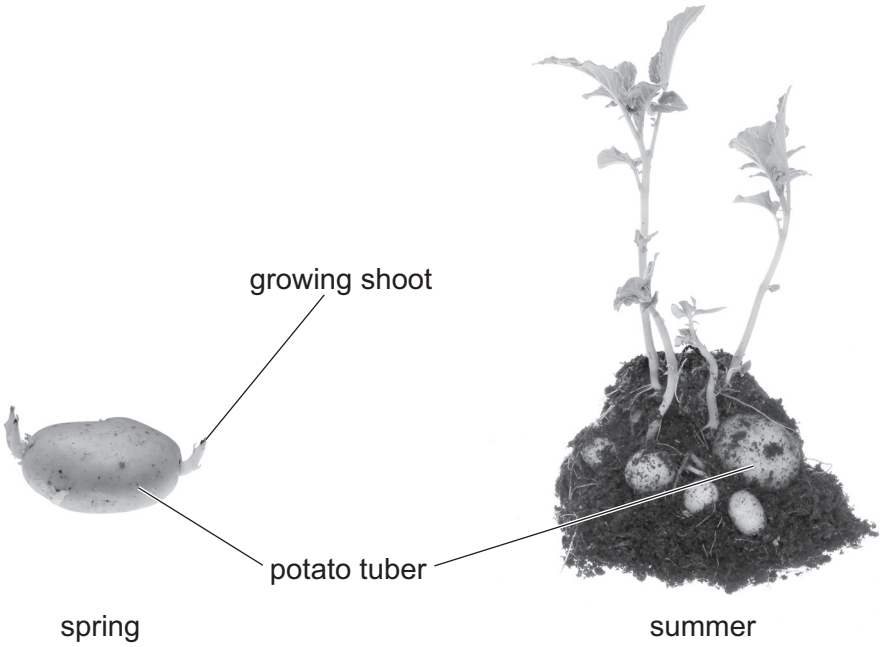

Fig. 2.3

(i) Explain how translocation changes between spring and summer in the potato plant shown in Fig. 2.3.

View solution

Use the terms source and sink in your answer.

.....

.....

.....

.....

.....

.....

.....

.....

..... [4]

(ii) New tubers form on the potato plant in the summer. These tubers are genetically identical.

View solution

Identify the type of reproduction that the potato plant is using to form the tubers.

..... [1]

[Total: 12]

3 **(a)** HIV can be transmitted from mother to infant.

View solution

Describe how the risk of a mother transmitting HIV to their infant can be reduced.

.....

.....

.....

.....

..... [2]

(b) **(i)** Scientists investigated the effect of breastfeeding on the chance of infants getting an infection.

They studied two groups of 100 infants. One group was breastfed and one group was **not** breastfed.

View solution

Table 3.1 shows the data.

Table 3.1

type of infection	number of infections in infants that were breastfed	number of infections in infants that were **not** breastfed
gastroenteritis	4	8
influenza	5	4
bronchitis	7	9
conjunctivitis	12	10

Using the data in Table 3.1, describe the effect of breastfeeding on the chance of getting an infection.

.....

.....

.....

.....

..... [2]

(ii) State the name of a blood cell involved in the immune response.

..... [1]

(iii) Describe how infants can gain passive immunity.

.....

.....

.....

.....

.....

.....

.....

.....

..... [4]

(iv) Describe how immunity gained by vaccination differs from passive immunity.

.....

.....

.....

.....

.....

.....

..... [3]

[Total: 12]

© UCLES 2024

4 Human muscle cells use anaerobic respiration during vigorous exercise.

View solution

(a) (i) State the word equation for anaerobic respiration in humans.

..... [1]

(ii) Compare the process of anaerobic respiration to aerobic respiration in human muscle cells.

.....

.....

.....

.....

.....

.....

..... [3]

(b) An athlete runs a race which lasts 60 seconds.

Fig. 4.1 shows the heart rate and breathing rate of the athlete during the race and as he recovers after the race.

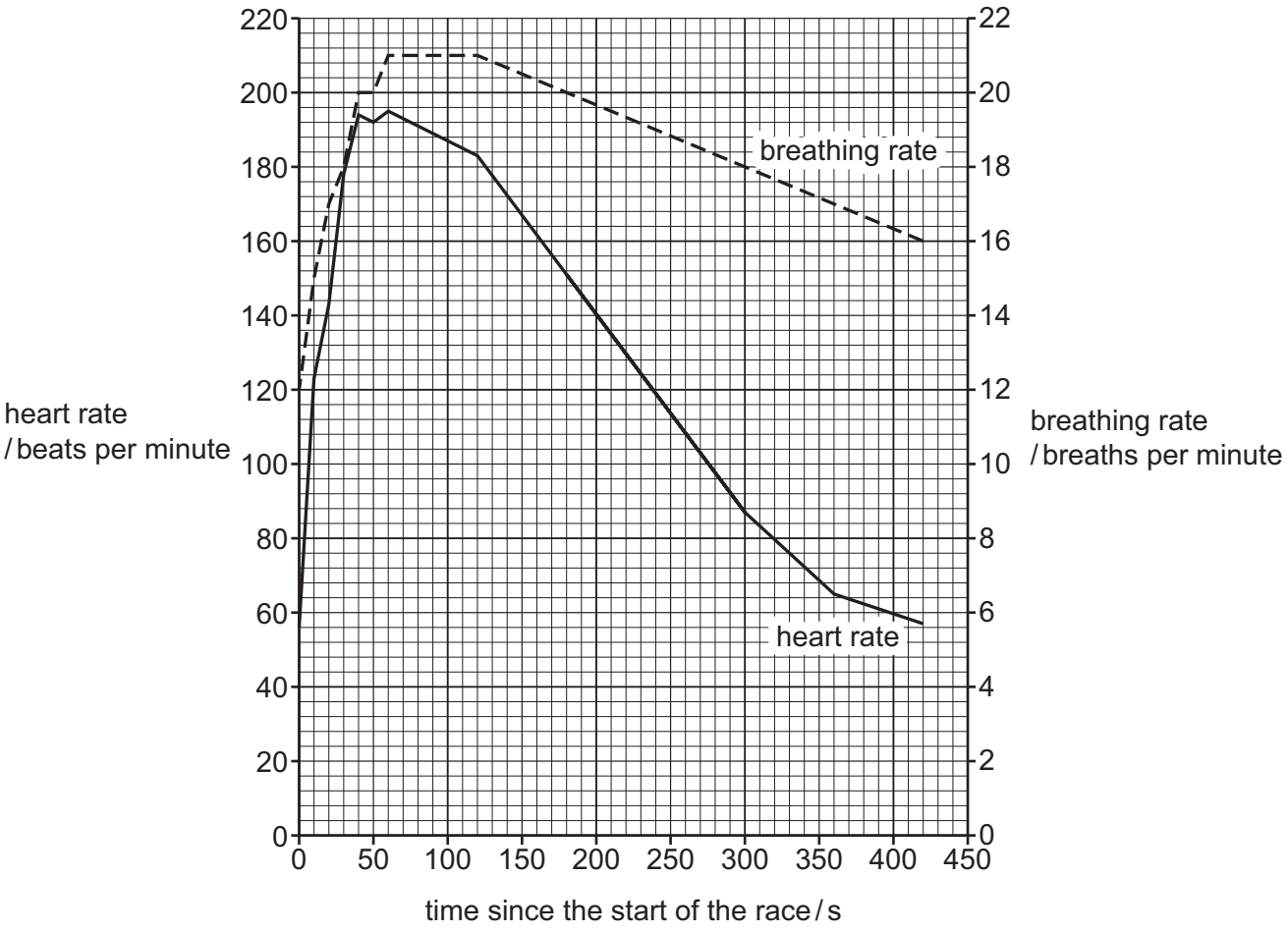

Fig. 4.1

(i) The rate of breathing increases during the race in response to a change detected by the body.

Identify the stimulus in this response **and** state the organ that detects the stimulus.

View solution

stimulus .....

organ .....

[2]

(ii) Using the information in Fig. 4.1, calculate the rate of decrease in heart rate from 125 seconds to 260 seconds as the athlete recovers.

View solution

Space for working.

..... beats per minute per second [2]

(iii) Explain the results shown in Fig. 4.1 from 60 seconds until 420 seconds.

View solution

.....

.....

.....

.....

.....

.....

.....

.....

.....

.....

.....

.....

..... [6]

[Total: 14]

5 Feather colour in some breeds of chicken is an example of codominance in birds.

In this example, a chicken with white feathers and a chicken with black feathers can breed to produce offspring that have white feathers and black feathers.

The allele for black feathers is $\mathbf{F^B}$ and the allele for white feathers is $\mathbf{F^W}$.

Fig. 5.1 is a pedigree diagram of a family of chickens.

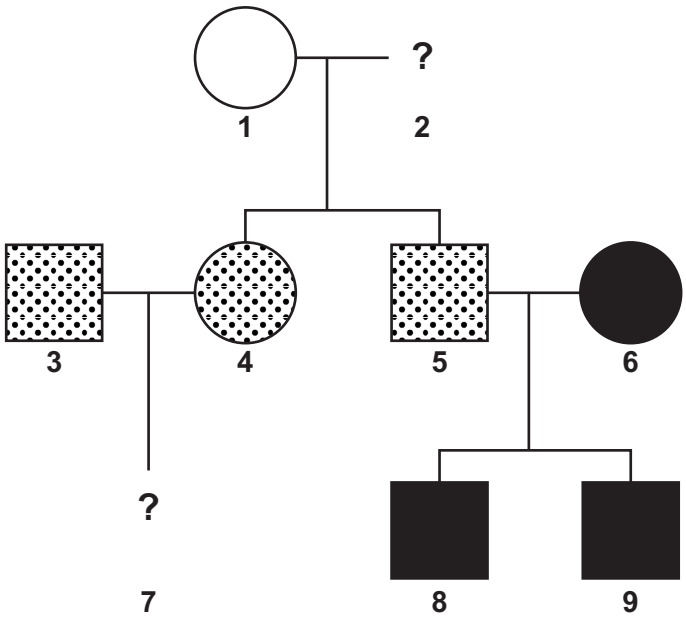

Key

Circles represent females and squares represent males.

chickens with black feathers only

chickens with white feathers only

chickens with both black feathers and white feathers

Fig. 5.1

(a) State the type of variation that is caused by genes only.

View solution

..... [1]

(b) State **all** the possible genotypes of chicken **2** and chicken **7** in Fig. 5.1.

View solution

chicken **2** .....

chicken **7** .....

[2]

(c) Complete the genetic diagram to show the results of a cross between chicken **5** and chicken **6** in Fig. 5.1.

View solution

	chicken **5**		chicken **6**
parental phenotypes	.....	×	.....
parental genotypes	.....	×	.....
gametes	..... , ...		..... , ...

offspring genotypes .....

expected offspring phenotype percentage .....

[5]

(d) State **one** example of codominance in humans.

..... [1]

[Total: 9]

View solution

BLANK PAGE

© UCLES 2024

6 Some blood-clotting disorders can be inherited.

(a) (i) Describe what is meant by the term inheritance.

View solution

.....

.....

..... [2]

(ii) Describe the process of blood-clotting.

View solution

.....

.....

.....

.....

.....

.....

.....

.....

..... [4]

(b) Genetic modification has been used to produce human proteins.

One protein made in this way is factor VIIa which is used to treat some blood clotting disorders.

Fig. 6.1 shows part of the process.

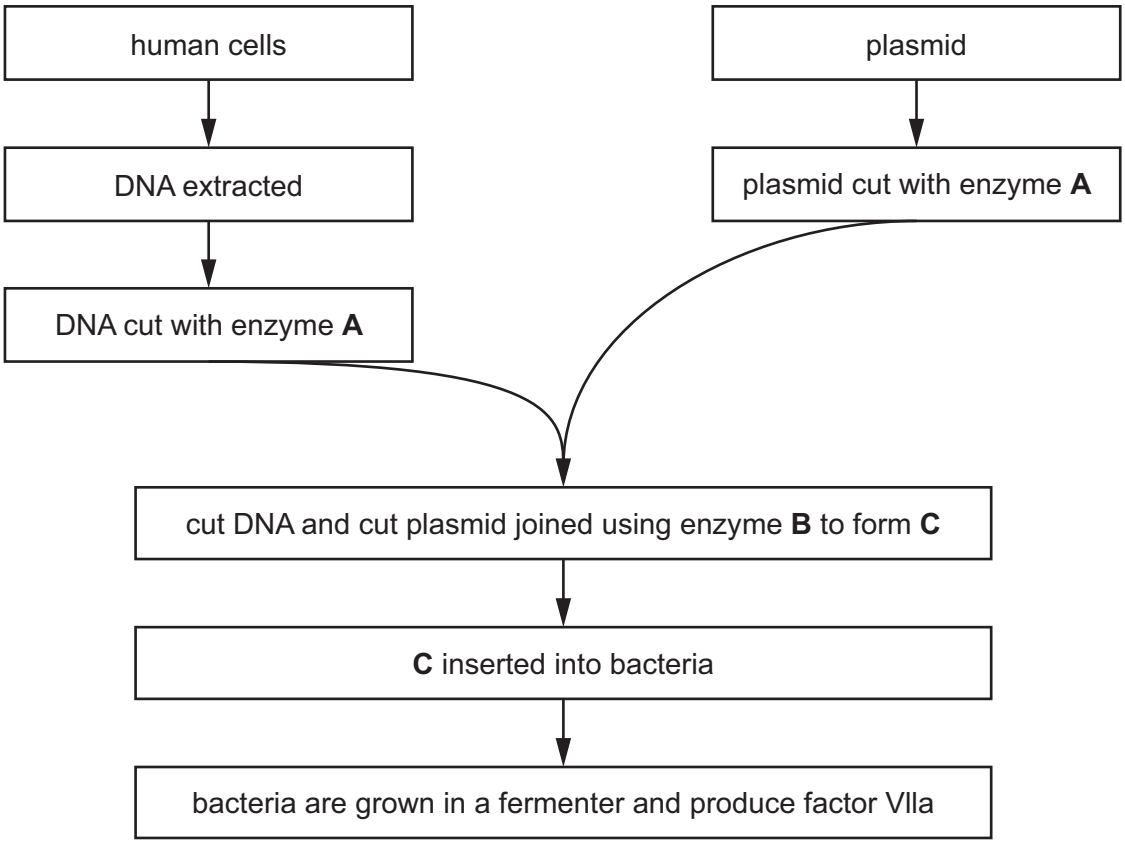

Fig. 6.1

(i) State the names of enzyme **A** and enzyme **B** in Fig. 6.1.

A .....

B .....
[2]

(ii) Explain why it is important that enzyme **A** is used to cut both the human DNA and the plasmid.

.....

.....

..... [2]

(iii) State what the letter **C** in Fig. 6.1 represents.

..... [1]

(iv) Explain why the contents of the fermenter in Fig. 6.1 are stirred constantly.

View solution

.....

.....

..... [1]

(v) Bacteria can be used to make complex molecules.

Describe **two** other reasons why bacteria are useful in biotechnology.

1 .....

.....

2 .....

.....
[2]

(vi) Describe **two** ways animal cells differ from bacterial cells.

1 .....

2 .....
[2]

(c) Crop plants such as soya can also be genetically modified.


View solution

Discuss the advantages and disadvantages of genetic modification of crop plants.

.....

.....

.....

.....

.....

.....

.....

.....

..... [4]

[Total: 20]

BLANK PAGE

© UCLES 2024

BLANK PAGE

Permission to reproduce items where third-party owned material protected by copyright is included has been sought and cleared where possible. Every reasonable effort has been made by the publisher (UCLES) to trace copyright holders, but if any items requiring clearance have unwittingly been included, the publisher will be pleased to make amends at the earliest possible opportunity.

To avoid the issue of disclosure of answer-related information to candidates, all copyright acknowledgements are reproduced online in the Cambridge Assessment International Education Copyright Acknowledgements Booklet. This is produced for each series of examinations and is freely available to download at www.cambridgeinternational.org after the live examination series.

Cambridge Assessment International Education is part of Cambridge Assessment. Cambridge Assessment is the brand name of the University of Cambridge Local Examinations Syndicate (UCLES), which is a department of the University of Cambridge.

© UCLES 2024