Cambridge Assessment International Education

Cambridge IGCSE™

CANDIDATE NAME									
CENTRE NUMBER						CANDIDATE NUMBER				

CHEMISTRY **0620/62**

Paper 6 Alternative to Practical **May/June 2020**

1 hour

You must answer on the question paper.

No additional materials are needed.

INSTRUCTIONS

- Answer **all** questions.
- Use a black or dark blue pen. You may use an HB pencil for any diagrams or graphs.
- Write your name, centre number and candidate number in the boxes at the top of the page.
- Write your answer to each question in the space provided.
- Do **not** use an erasable pen or correction fluid.
- Do **not** write on any bar codes.
- You may use a calculator.
- You should show all your working and use appropriate units.

INFORMATION

- The total mark for this paper is 40.
- The number of marks for each question or part question is shown in brackets [ ].

This document has **12** pages. Blank pages are indicated.

© UCLES 2020

BLANK PAGE

1 Hot copper(II) oxide reacts with hydrogen. The products are copper and steam.

The apparatus used to react copper(II) oxide with hydrogen is shown.

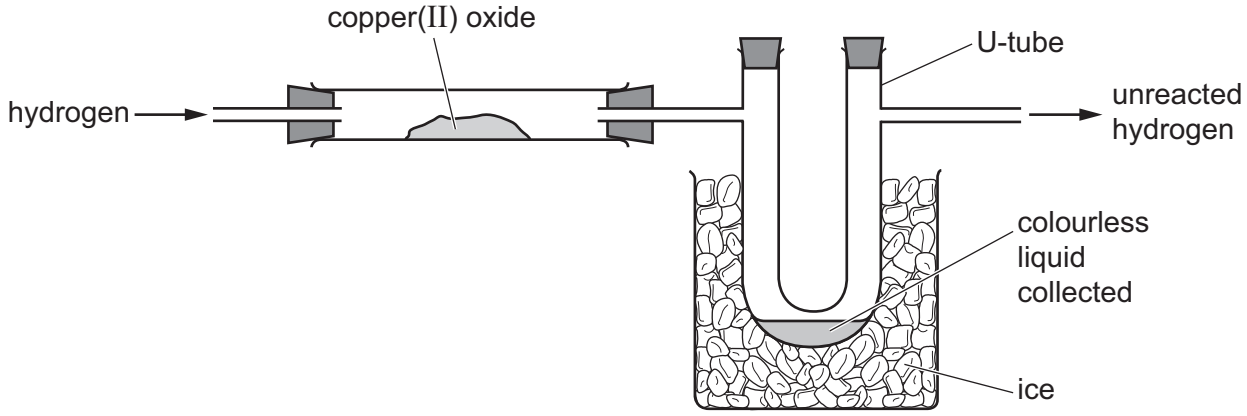

View solution

(a) Draw an arrow **on the diagram** to show where the apparatus should be heated. [1]

View solution

(b) During the reaction the colour of the copper(II) oxide changes.

State the colour change.

from ..... to .....

[1]

View solution

(c) Identify the colourless liquid collected.

..... [1]

View solution

(d) Explain why the U-tube is in ice.

.....

..... [2]

(e) (i) Large amounts of unreacted hydrogen should **not** be allowed to escape into the laboratory.

State why.

View solution

..... [1]

(ii) Complete the diagram to show how the unreacted hydrogen could be collected and its volume measured.
Label any apparatus that you draw.

View solution

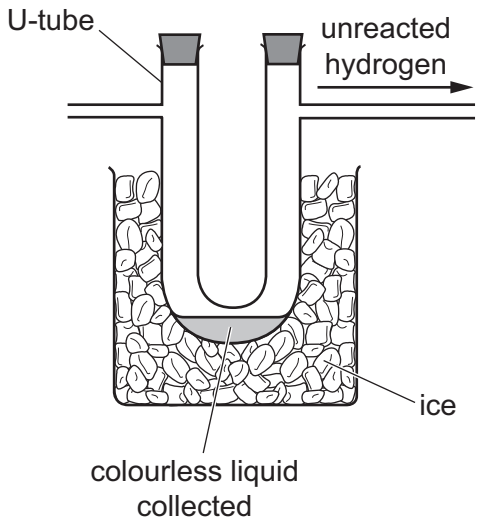

[2]

[Total: 8]

2 A student investigated the temperature change when magnesium ribbon reacts with dilute sulfuric acid.

Five experiments were done.

Experiment 1

- Using a measuring cylinder, 20 cm^3 of dilute sulfuric acid were poured into a boiling tube.
- A thermometer was used to measure the initial temperature of the acid.
- A 1 cm length of magnesium ribbon was added to the acid in the boiling tube.
- The acid and magnesium ribbon in the boiling tube were stirred continuously using a thermometer.
- The highest temperature reached by the mixture was measured.
- The boiling tube was rinsed out with distilled water.

Experiment 2

- Experiment 1 was repeated using a 2 cm length of magnesium ribbon instead of the 1 cm length.

Experiment 3

- Experiment 1 was repeated using a 3 cm length of magnesium ribbon instead of the 1 cm length.

Experiment 4

- Experiment 1 was repeated using a 5 cm length of magnesium ribbon instead of the 1 cm length.

Experiment 5

- Experiment 1 was repeated using a 6 cm length of magnesium ribbon instead of the 1 cm length.

© UCLES 2020

(a) Use the information in the description of the experiments and the thermometer diagrams to complete the table.

experiment	length of magnesium ribbon / cm	initial temperature		highest temperature		temperature increase / °C
		thermometer diagram	initial temperature of acid / °C	thermometer diagram	highest temperature of acid / °C	
1		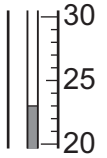				
2		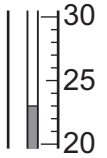		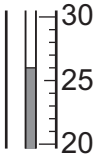		
3		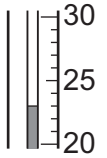		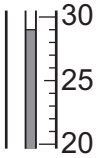		
4		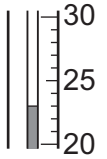				
5		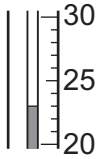		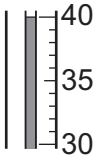		

View solution [4]

(b) In which experiment, 1, 2, 3, 4 or 5, was the temperature increase the largest?

..... [1]

View solution

(c) Add a suitable scale to the *y*-axis and plot the results from Experiments 1 to 5 on the grid. Draw a smooth line graph, making sure that your line passes through (0,0).

View solution

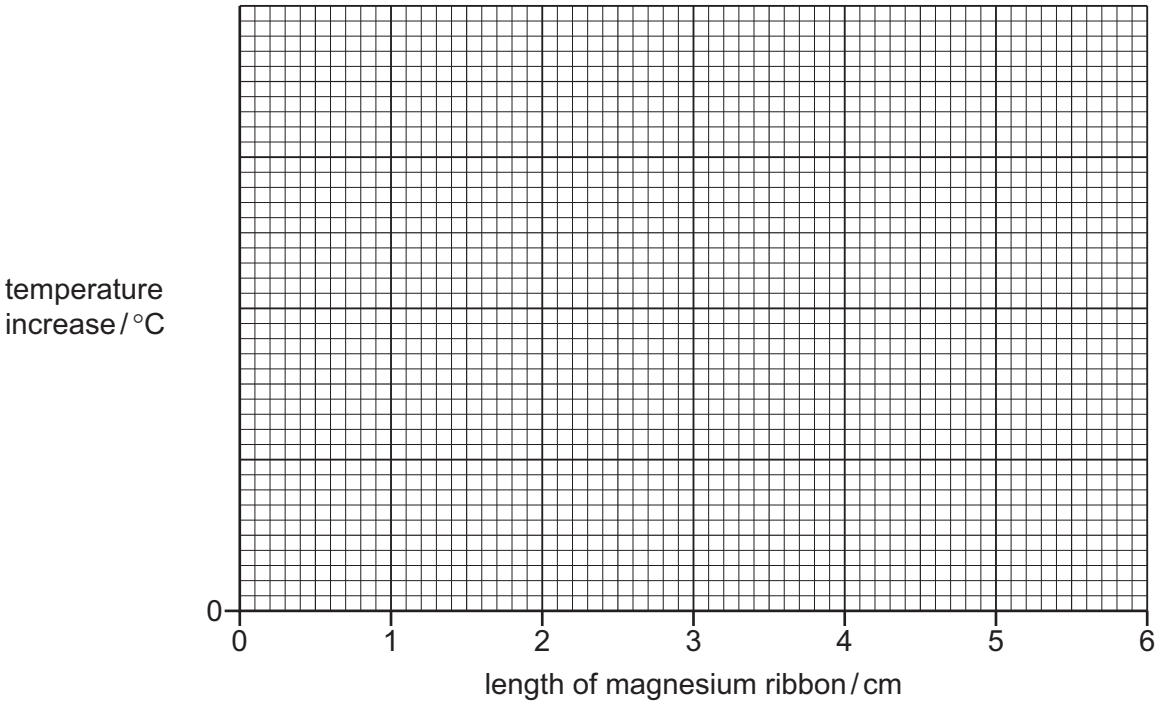

[5]

(d) Explain why the graph line must pass through (0,0).

View solution

.....

..... [1]

(e) **From your graph**, deduce the temperature increase if Experiment 1 is repeated using a 4 cm length of magnesium ribbon.

Show clearly **on the grid** how you worked out your answer.

View solution

.....
[3]

(f) **(i)** Why would carrying out the experiment in a polystyrene cup rather than a boiling tube improve the accuracy of the results?

.....

..... [1]

(ii) Sketch **on the grid** the graph you would expect if the experiment was repeated using a polystyrene cup instead of a boiling tube. [1]

View solution

(g) The volume of dilute sulfuric acid could be measured with a 20 cm^3 pipette.

View solution

(i) State **one** advantage of using a pipette rather than a measuring cylinder.

.....

..... [1]

(ii) State **one** disadvantage of using a pipette rather than a measuring cylinder.

View solution

.....

..... [1]

[Total: 18]

3 Two solids, solid **L** and solid **M**, were analysed. Solid **L** was chromium(III) chloride.
Tests were done on each solid.

tests on solid L

Complete the expected observations.

View solution

Solid **L** was dissolved in distilled water to produce solution **L**. Solution **L** was divided into four portions in three test-tubes and a boiling tube.

(a) To the first portion of solution **L** in the boiling tube, about 1 cm depth of dilute hydrochloric acid was added. The boiling tube was warmed gently.

A strip of filter paper was dipped in acidified potassium manganate(VII) solution and held at the mouth of the boiling tube.

observations ..... [1]

(b) To the second portion of solution **L** aqueous sodium hydroxide was added slowly until it was in excess and no further changes were seen.

observations .....

.....

..... [2]

(c) To the third portion of solution **L** aqueous ammonia was added slowly until it was in excess and no further changes were seen.

observations .....

.....

..... [2]

(d) To the fourth portion of solution **L** about 1 cm depth of dilute nitric acid was added followed by about 1 cm depth of aqueous silver nitrate.

observations .....

..... [1]

View solution

tests on solid M

Tests were done and the following observations made.

tests on solid **M**	observations
test 1 Flame test	yellow flame seen
test 2 About 10 cm^3 of dilute nitric acid was added to solid **M**. Any gas produced was tested.	effervescence limewater turned milky
test 3 About 1 cm depth of aqueous barium nitrate was added to the solution formed by adding dilute nitric acid to solid **M** in **test 2**.	no change

(e) Identify solid **M**.

..... [2]

[Total: 8]

View solution

4 Many window-cleaning products contain aqueous ammonia. Aqueous ammonia is an alkali that reacts with dilute acids.

Plan an investigation to find which of two window-cleaning products contains the most concentrated aqueous ammonia. Include in your plan:

- the method you will use
- how your results will be used to determine which window-cleaning product contains the most concentrated aqueous ammonia.

You are provided with an aqueous solution of the two window-cleaning products, dilute hydrochloric acid of known concentration and common laboratory apparatus.

.....

.....

.....

.....

.....

.....

.....

.....

.....

.....

.....

.....

..... [6]

View solution

BLANK PAGE

Permission to reproduce items where third-party owned material protected by copyright is included has been sought and cleared where possible. Every reasonable effort has been made by the publisher (UCLES) to trace copyright holders, but if any items requiring clearance have unwittingly been included, the publisher will be pleased to make amends at the earliest possible opportunity.

To avoid the issue of disclosure of answer-related information to candidates, all copyright acknowledgements are reproduced online in the Cambridge Assessment International Education Copyright Acknowledgements Booklet. This is produced for each series of examinations and is freely available to download at www.cambridgeinternational.org after the live examination series.

Cambridge Assessment International Education is part of the Cambridge Assessment Group. Cambridge Assessment is the brand name of the University of Cambridge Local Examinations Syndicate (UCLES), which itself is a department of the University of Cambridge.