Cambridge IGCSE

Cambridge International Examinations
Cambridge International General Certificate of Secondary Education

CANDIDATE NAME									
CENTRE NUMBER						CANDIDATE NUMBER			

CHEMISTRY **0620/63**

Paper 6 Alternative to Practical **October/November 2017**

1 hour

Candidates answer on the Question Paper.

No Additional Materials are required.

READ THESE INSTRUCTIONS FIRST

Write your Centre number, candidate number and name on all the work you hand in.
Write in dark blue or black pen.
You may use an HB pencil for any diagrams or graphs.
Do not use staples, paper clips, glue or correction fluid.
DO **NOT** WRITE IN ANY BARCODES.

Answer **all** questions.
Electronic calculators may be used.
You may lose marks if you do not show your working or if you do not use appropriate units.

At the end of the examination, fasten all your work securely together.
The number of marks is given in brackets [ ] at the end of each question or part question.

The syllabus is approved for use in England, Wales and Northern Ireland as a Cambridge International Level 1/Level 2 Certificate.

© UCLES 2017

CAMBRIDGE International Examinations

1 Cerussite is a lead ore which contains lead(II) carbonate. A student obtained a solution of lead(II) nitrate from cerussite using the apparatus shown.

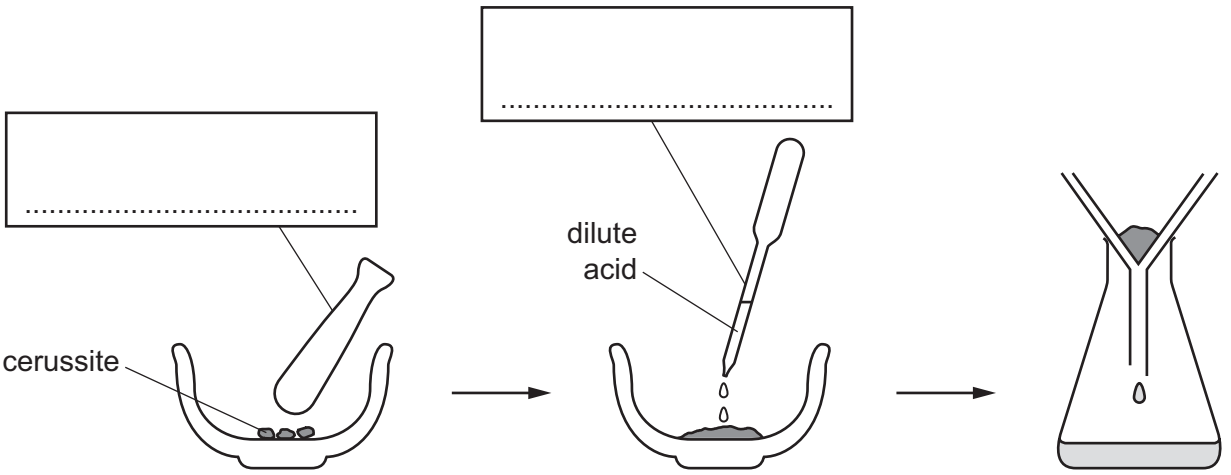

View solution

(a) Complete the boxes to name the apparatus. [2]

View solution

(b) Why was the cerussite crushed in **step 1**?

..... [1]

View solution

(c) Name the dilute acid used in **step 2**.

..... [1]

View solution

(d) What is the general name given to an insoluble solid left on a filter paper after filtration?

..... [1]

View solution

(e) Suggest how a sample of lead could be obtained from the solution of lead(II) nitrate.

.....

.....

.....

..... [2]

[Total: 7]

Question 2 starts on the next page.

2 A student investigated what happened to the temperature when two different solids, **W** and **X**, dissolved in water.

Two experiments were carried out.

Experiment 1

- Using a measuring cylinder, 30 cm^3 of distilled water were poured into a polystyrene cup. The initial temperature of the water was measured at time = 0 seconds.
- Solid **W** was added to the water, a timer was started and the solution was stirred with a thermometer.
- The temperature of the solution was measured every 10 seconds for 90 seconds.

(a) Use the thermometer diagrams to record the temperatures in the table.

time / s	0	10	20	30	40	50	60	70	80	90
thermometer diagram	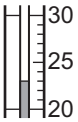	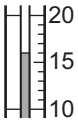	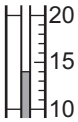	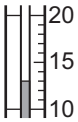	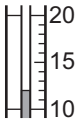	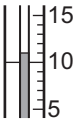	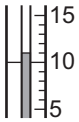	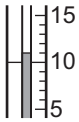	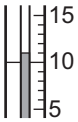	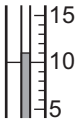
temperature of the solution / °C										

[2]

View solution

Experiment 2

- The polystyrene cup was emptied and rinsed with water.
- Experiment 1 was repeated using solid **X**.
- The temperature of the solution was measured every 10 seconds for 90 seconds.

(b) Use the thermometer diagrams to record the temperatures in the table.

time / s	0	10	20	30	40	50	60	70	80	90
thermometer diagram	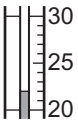	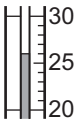	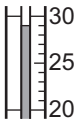	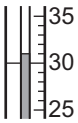	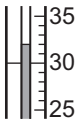	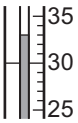	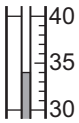	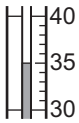	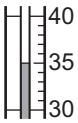	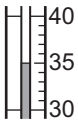
temperature of the solution / °C										

[2]

View solution

(c) Plot the results for Experiments 1 and 2 on the grid. Draw **two** smooth line graphs. Clearly label your lines.

View solution

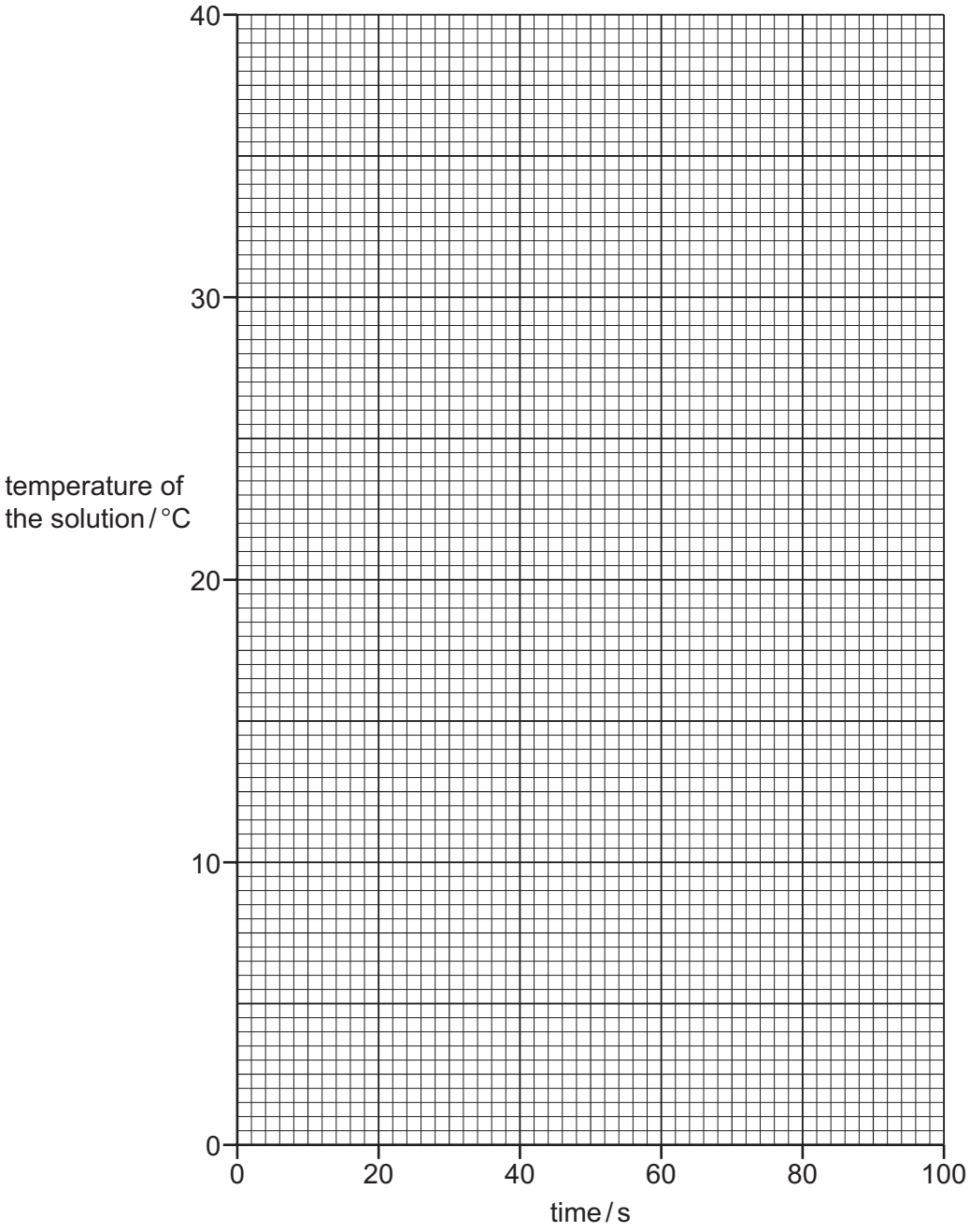

[4]

(d) (i) **From your graph**, deduce the temperature of the solution in Experiment 1 after 15 seconds. Show clearly **on the grid** how you worked out your answer.

..... °C [2]

(ii) **From your graph**, deduce the time taken for the temperature of the solution in Experiment 2 to change by 6 °C from the initial temperature. Show clearly **on the grid** how you worked out your answer.

View solution

..... s [2]

(e) Use the results to identify the type of energy change that occurs when solid **X** dissolves in water.

..... [1]

(f) Predict the temperature of the solution in Experiment 2 after 1 hour. Explain your answer.

View solution

.....

..... [1]

(g) State **two** sources of error in these experiments. Give **one** improvement to reduce each of these sources of error.

source of error 1 .....

improvement 1 .....

source of error 2 .....

improvement 2 .....

View solution [4]

(h) When carrying out the experiments, what would be a disadvantage of taking the temperature readings only every 30 seconds?

.....

..... [1]

[Total: 19]

View solution

3 Two solutions, **Y** and **Z**, were analysed.
Solution **Y** was aqueous chromium(III) nitrate.
Tests were carried out on both solutions.

tests on solution Y

Complete the expected observations.

The solution was divided into two equal portions in two test-tubes.

View solution

(a) (i) A few drops of aqueous sodium hydroxide were added to the first portion of solution **Y** and the test-tube shaken to mix the solutions.

observations ..... [2]

(ii) An excess of aqueous sodium hydroxide was then added to the mixture.

View solution

observations ..... [1]

(iii) The mixture from **(a)(ii)** was poured into a boiling tube and a small piece of aluminium foil was added.
The mixture was heated and the gas produced was tested.

View solution

observations .....

..... [3]

(b) Identify the gas produced in **(a)(iii)**.

..... [1]

View solution

tests on solution Z

Tests were carried out and the following observations made.

tests on solution **Z**	observations
Solution **Z** was divided into three equal portions in three test-tubes. **test 1** The pH of the first portion of solution **Z** was tested.	pH 10
test 2 A few drops of aqueous copper(II) sulfate were added to the second portion of solution **Z**. An excess of aqueous copper(II) sulfate was then added to the mixture.	dark blue solution formed light blue precipitate formed
test 3 The second portion of solution **Y** was added to the third portion of solution **Z**.	grey-green precipitate formed

(c) Identify solution **Z**.

View solution

..... [1]

[Total: 8]

4 Washing soda crystals are crystals of hydrated sodium carbonate, $Na_2CO_3.10H_2O$. When exposed to the air, some of the water is lost from the crystals and a new substance is formed. This process occurs faster in hotter climates.

Plan an experiment to determine the percentage of water by mass present in the new substance.

You are provided with common laboratory apparatus.

View solution

.....

.....

.....

.....

.....

.....

.....

.....

..... [6]

[Total: 6]

BLANK PAGE

BLANK PAGE

BLANK PAGE

Permission to reproduce items where third-party owned material protected by copyright is included has been sought and cleared where possible. Every reasonable effort has been made by the publisher (UCLES) to trace copyright holders, but if any items requiring clearance have unwittingly been included, the publisher will be pleased to make amends at the earliest possible opportunity.

To avoid the issue of disclosure of answer-related information to candidates, all copyright acknowledgements are reproduced online in the Cambridge International Examinations Copyright Acknowledgements Booklet. This is produced for each series of examinations and is freely available to download at www.cie.org.uk after the live examination series.

Cambridge International Examinations is part of the Cambridge Assessment Group. Cambridge Assessment is the brand name of University of Cambridge Local Examinations Syndicate (UCLES), which is itself a department of the University of Cambridge.