Cambridge IGCSE

Cambridge Assessment International Education
Cambridge International General Certificate of Secondary Education

CANDIDATE NAME									
CENTRE NUMBER						CANDIDATE NUMBER			

CHEMISTRY **0620/62**

Paper 6 Alternative to Practical **October/November 2019**

1 hour

Candidates answer on the Question Paper.

No Additional Materials are required.

READ THESE INSTRUCTIONS FIRST

Write your centre number, candidate number and name on all the work you hand in.
Write in dark blue or black pen.
You may use an HB pencil for any diagrams or graphs.
Do not use staples, paper clips, glue or correction fluid.
DO **NOT** WRITE IN ANY BARCODES.

Answer **all** questions.
Electronic calculators may be used.
You may lose marks if you do not show your working or if you do not use appropriate units.

At the end of the examination, fasten all your work securely together.
The number of marks is given in brackets [ ] at the end of each question or part question.

This syllabus is regulated for use in England, Wales and Northern Ireland as a Cambridge International Level 1/Level 2 Certificate.

This document consists of **8** printed pages and **4** blank pages.

© UCLES 2019

Cambridge Assessment International Education

BLANK PAGE

1 A student did a single titration to find the concentration of a solution of dilute sulfuric acid.

The student added 25.0 cm^3 of aqueous sodium hydroxide to a conical flask, followed by a few drops of indicator. Dilute sulfuric acid was then added to the aqueous sodium hydroxide until the solution was neutral.

The apparatus used is shown in the diagram.

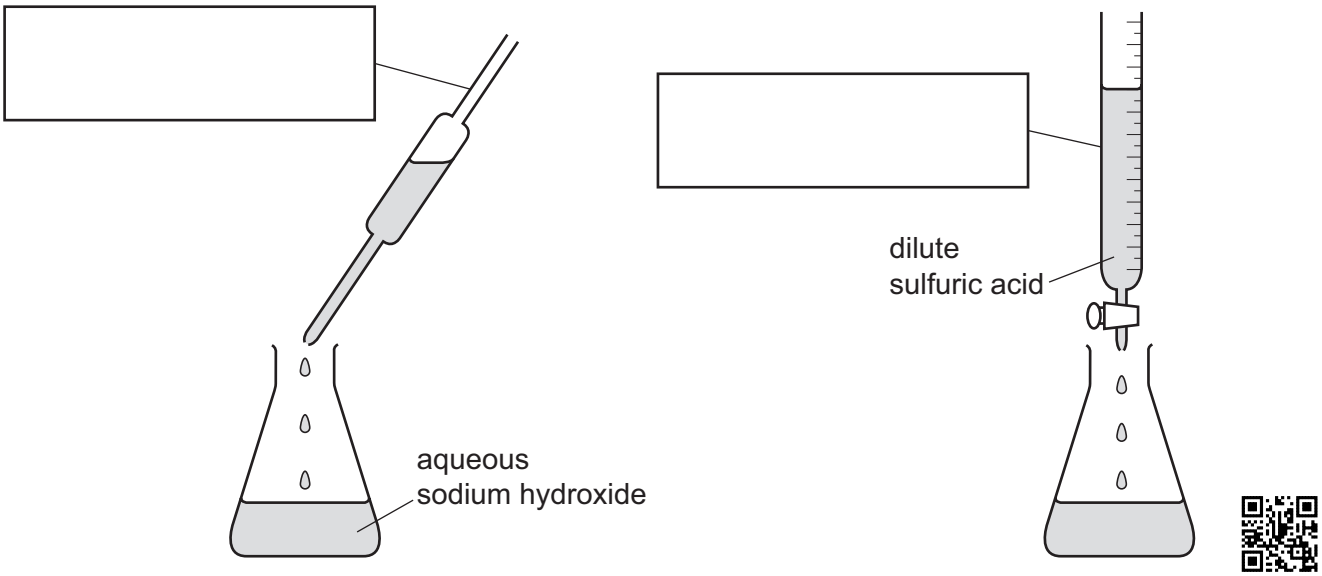

View solution

(a) Complete the boxes to name the apparatus. [2]

View solution

(b) Name a suitable indicator to use in the titration and give the colour change.

indicator .....

colour change from ..... to .....

[2]

View solution

(c) What readings should the student take when doing this single titration?

..... [2]

(d) After the titration, the student discarded the contents of the conical flask and rinsed the conical flask with distilled water.

Suggest and explain what would be the effect, if any, on the titration values if the conical flask was not dried before repeating the titration.

.....

.....

..... [2]

View solution [Total: 8]

2 A student investigated the temperature changes when two different solids, **N** and **O**, dissolve in water.
Two experiments were done.

Experiment 1

- Using a measuring cylinder, 30 cm^3 of distilled water was poured into a polystyrene cup.
- The initial temperature of the distilled water was measured.
- Solid **N** was added to the distilled water, a timer started and the mixture was stirred with a stirring thermometer.
- The temperature of the mixture was measured every 30 seconds for three minutes (180 seconds).

(a) Use the thermometer diagrams to record the temperatures in the table.

time / s	0	30	60	90	120	150	180
thermometer diagram	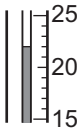	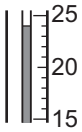		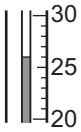		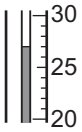	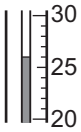
temperature of mixture / °C							

[2]

View solution

Experiment 2

Experiment 1 was repeated using a new polystyrene cup and solid **O** instead of solid **N**.

(b) Use the thermometer diagrams to record the temperatures in the table.

time / s	0	30	60	90	120	150	180
thermometer diagram	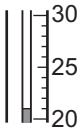	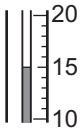	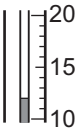	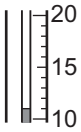	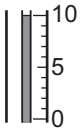	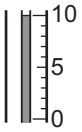	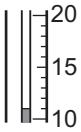
temperature of mixture / °C							

[2]

View solution

(c) Plot the results for Experiments 1 and 2 on the grid. Draw **two** smooth line graphs. Clearly label your graphs.

View solution

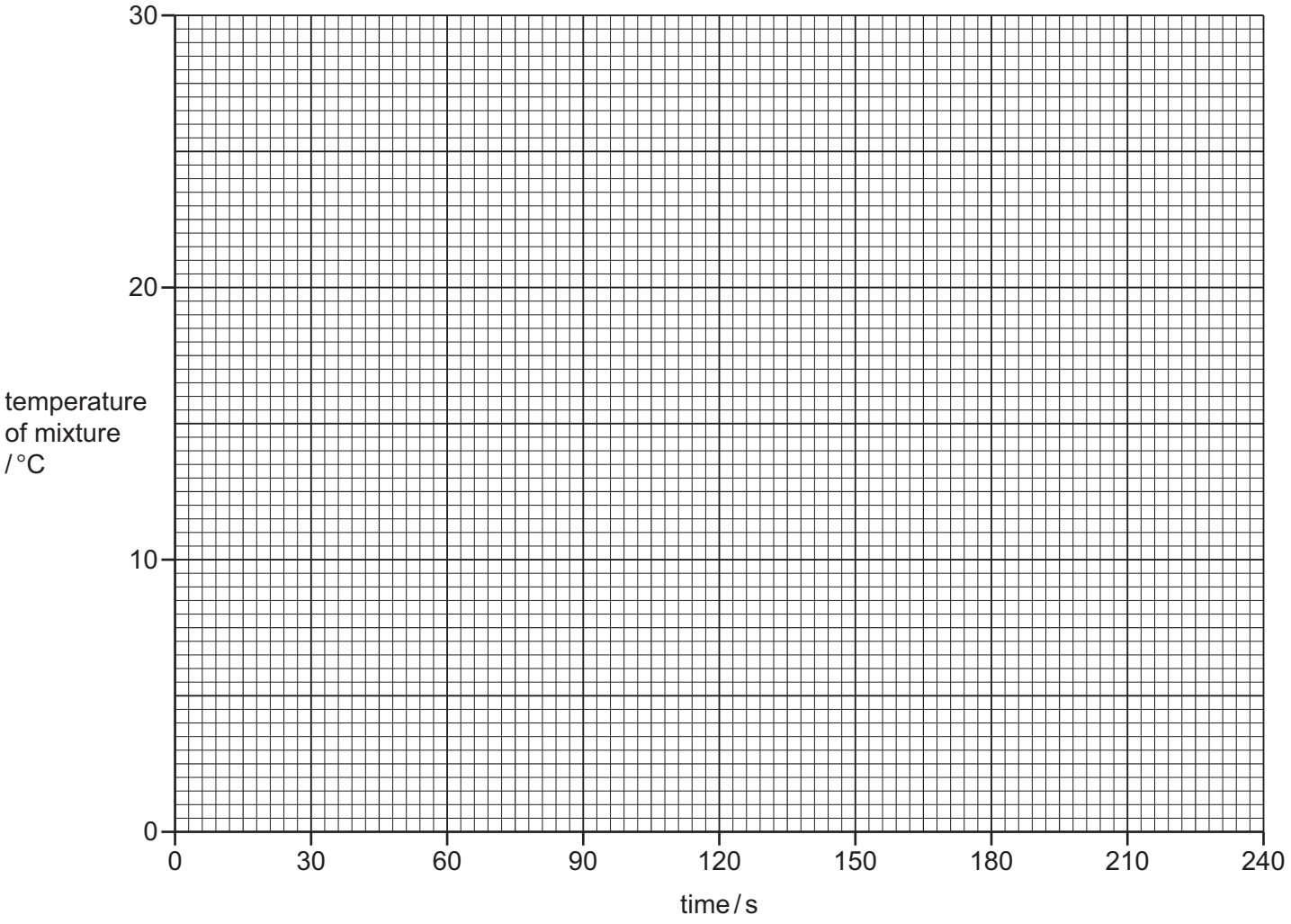

[3]

(d) (i) **From your graph**, deduce the time taken for the initial temperature of the solution in Experiment 2 to change by 3 °C.

Show clearly **on the grid** how you worked out your answer.

View solution

..... s [3]

(ii) Extend your graph for Experiment 1 to give the expected temperature of the mixture after 240 seconds.

..... °C [2]

(e) Is the energy change in Experiment 2 exothermic or endothermic? Explain your answer.

View solution

.....

..... [1]

(f) State **two** possible sources of error in these experiments. Suggest **two** improvements to reduce each of these sources of error.

source of error 1 .....

improvement 1 .....

source of error 2 .....

improvement 2 .....

[4]

[Total: 17]

View solution

3 Two substances, solid **P** and solid **Q**, were analysed. Solid **P** was copper(II) nitrate.
Tests were done on solid **P** and solid **Q**.

tests on solid P

Complete the expected observations.

(a) A flame test was done on solid **P**.

View solution

observations ..... [1]

Solid **P** was added to distilled water and the mixture shaken to dissolve solid **P** and form solution **P**.
Solution **P** was divided into three equal portions in two test-tubes and one boiling tube.

(b) An excess of aqueous sodium hydroxide was added to the first portion of solution **P** in a test-tube.

observations ..... [1]

(c) **(i)** A few drops of aqueous ammonia were added to the second portion of solution **P** in a test-tube.

observations ..... [1]

(ii) An excess of aqueous ammonia was then added to this mixture.

View solution

observations ..... [2]

(d) Aluminium foil and aqueous sodium hydroxide were added to the third portion of solution **P** in a boiling tube. The mixture was heated and the gas produced tested.

observations .....

..... [2]

View solution

tests on solid Q

Some of the tests and observations are shown.

tests on solid **Q**	observations
test 1 A flame test was done on solid **Q**.	lilac colour
test 2 Solid **Q** was dissolved in water. Dilute nitric acid and aqueous silver nitrate were added to the solution.	cream precipitate formed

(e) Identify solid **Q**.

..... [2]

[Total: 9]

View solution

4 The table gives some information about the properties of three substances found in a hand cream.

View solution

substance	reaction with dilute nitric acid
polystyrene beads	no reaction
calcium carbonate	reacts and dissolves
sodium fluoride	dissolves

Use the information in the table to plan an experiment to obtain a pure, dry sample of polystyrene beads from this mixture of substances.

You are provided with a mixture of the three substances and common laboratory apparatus.

.....

.....

.....

.....

.....

.....

.....

.....

.....

..... [6]

BLANK PAGE

© UCLES 2019

BLANK PAGE

© UCLES 2019

BLANK PAGE

Permission to reproduce items where third-party owned material protected by copyright is included has been sought and cleared where possible. Every reasonable effort has been made by the publisher (UCLES) to trace copyright holders, but if any items requiring clearance have unwittingly been included, the publisher will be pleased to make amends at the earliest possible opportunity.

To avoid the issue of disclosure of answer-related information to candidates, all copyright acknowledgements are reproduced online in the Cambridge Assessment International Education Copyright Acknowledgements Booklet. This is produced for each series of examinations and is freely available to download at www.cambridgeinternational.org after the live examination series.

Cambridge Assessment International Education is part of the Cambridge Assessment Group. Cambridge Assessment is the brand name of the University of Cambridge Local Examinations Syndicate (UCLES), which itself is a department of the University of Cambridge.