Cambridge Assessment International Education

Cambridge IGCSE™

CANDIDATE NAME									
CENTRE NUMBER						CANDIDATE NUMBER				

CHEMISTRY **0620/63**

Paper 6 Alternative to Practical **October/November 2021**

1 hour

You must answer on the question paper.

No additional materials are needed.

INSTRUCTIONS

- Answer **all** questions.
- Use a black or dark blue pen. You may use an HB pencil for any diagrams or graphs.
- Write your name, centre number and candidate number in the boxes at the top of the page.
- Write your answer to each question in the space provided.
- Do **not** use an erasable pen or correction fluid.
- Do **not** write on any bar codes.
- You may use a calculator.
- You should show all your working and use appropriate units.

INFORMATION

- The total mark for this paper is 40.
- The number of marks for each question or part question is shown in brackets [ ].

This document has **12** pages. Any blank pages are indicated.

© UCLES 2021

BLANK PAGE

1 Hot concentrated hydrochloric acid reacts with solid manganese(IV) oxide to make chlorine gas. Chlorine gas can be dried by bubbling it through a liquid drying agent.

The diagram shows the apparatus used to make and collect a sample of dry chlorine gas. There is one error in the diagram.

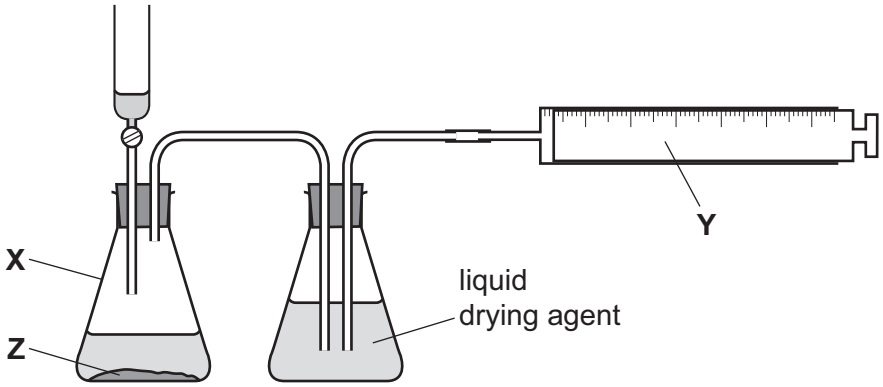

(a) Name the items of apparatus labelled **X** and **Y**.

View solution

X .....

Y .....

[2]

(b) Name the substance labelled **Z**.

View solution

..... [1]

(c) **On the diagram** draw **one** arrow to show where heat should be applied so that chlorine gas is made. [1]

View solution

(d) There is one error in the way the apparatus has been set up.

(i) **On the diagram** draw a circle around the error in the apparatus. [1]

(ii) Describe what would happen if the apparatus is used before the error is corrected.

View solution

.....

..... [1]

[Total: 6]

© UCLES 2021

2 A student investigated the temperature change when zinc reacted with two different aqueous solutions of copper(II) sulfate, solution **Q** and solution **R**.

Two experiments were done.

View solution

(a) *Experiment 1*

- A polystyrene cup was placed in a 250 cm^3 beaker for support.
- Using a measuring cylinder, 25 cm^3 of solution **Q** was poured into the polystyrene cup.
- Using a thermometer, the initial temperature of solution **Q** was measured.
- 3 g of zinc powder was added to the polystyrene cup. At the same time a stop-clock was started.
- Using the thermometer, the mixture in the polystyrene cup was continually stirred and the temperature measured every 30 seconds.

initial temperature in Experiment 1	23 °C

Use the thermometer diagrams and the initial temperature to complete the table.
Calculate the temperature changes using the equation:

temperature change = temperature – initial temperature

time / s	30	60	90	120	150	180	210	240
thermometer diagram	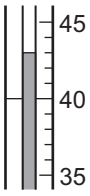	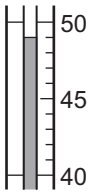	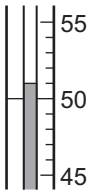	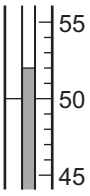	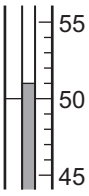	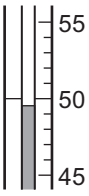	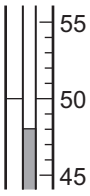	
temperature / °C								
temperature change / °C								

[3]

(b) *Experiment 2*

View solution

- The polystyrene cup was washed out with distilled water.
- Experiment 1 was repeated using solution **R** instead of solution **Q**.

initial temperature in Experiment 2	24 °C

Use the thermometer diagrams and the initial temperature to complete the table.

time / s	30	60	90	120	150	180	210	240
thermometer diagram	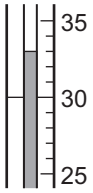	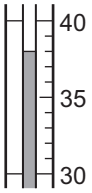	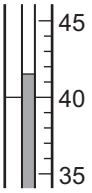	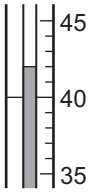	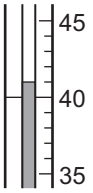	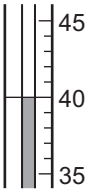	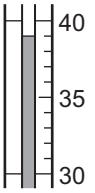	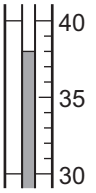
temperature / °C								
temperature change / °C								

[3]

(c) Complete a suitable scale on the *y*-axis and plot the results from Experiment 1 and Experiment 2 on the grid. Draw two curves of best fit. Both curves must start at (0,0). Label your curves.

View solution

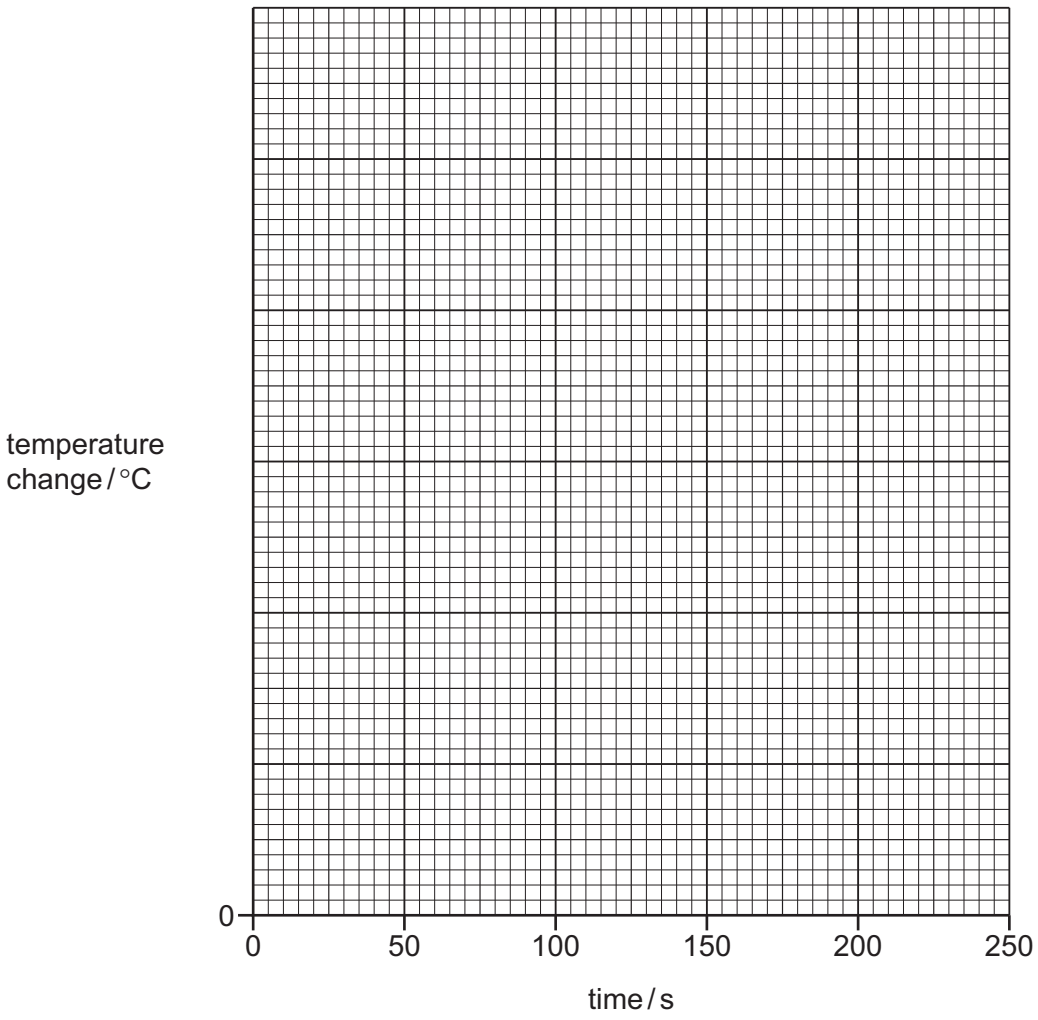

[5]

(d) **From your graph**, deduce the temperature change at 110 seconds in Experiment 1.

View solution

Show clearly **on the grid** how you worked out your answer.

..... °C
[2]

(e) Predict the temperature of the solution in Experiment 2 after 5 hours. Explain your answer.

View solution

.....

..... [2]

(f) **(i)** Suggest why the experiments were done in a polystyrene cup rather than a glass beaker.

..... [1]

(ii) Describe how the results would be different if a glass beaker is used in place of the polystyrene cup.

..... [1]

(g) Suggest **one** change that could be made to the apparatus that would improve the accuracy of the results. Explain why this change would improve the accuracy of the results.

change .....

explanation .....

.....
[2]

[Total: 19]

View solution

3 Solid **S** and solid **T** were analysed.
Tests were done on each substance.

tests on solid S

View solution

tests	observations
test 1 Solid **S** was placed in a boiling tube and 10 cm^3 of dilute hydrochloric acid was added.	effervescence
The solution formed in **test 1** was decanted from the remaining solid **S**. The solution is solution **U**. **test 2** Aqueous sodium hydroxide was added dropwise and then in excess to solution **U**.	white precipitate, insoluble in excess

The gas given off in **test 1** was carbon dioxide.

(a) Describe how the gas produced in **test 1** could be tested to show that it was carbon dioxide. Give the expected result of the test.

test .....

result .....
[2]

(b) Identify solid **S**.

View solution

.....

..... [2]

tests on solid T

Solid **T** was iron(III) chloride.

Solid **T** was dissolved in water to form solution **T**. Solution **T** was divided into four equal portions in four test-tubes.

(c) To the first portion of solution **T**, aqueous sodium hydroxide was added dropwise and then in excess.

observations .....

..... [2]

(d) To the second portion of solution **T**, 2 cm^3 of aqueous ammonia was added.

View solution

observations ..... [1]

(e) To the third portion of solution **T**, 1 cm^3 of dilute nitric acid followed by a few drops of aqueous silver nitrate were added.

observations ..... [1]

(f) To the fourth portion of solution **T**, 1 cm^3 of dilute nitric acid followed by a few drops of aqueous barium nitrate were added.

observations ..... [1]

[Total: 9]

View solution

4 Catalysts are substances which increase the rate of a reaction but are unchanged at the end of the reaction.

View solution

Aqueous hydrogen peroxide decomposes slowly to form water and oxygen.

$$2H_2O_2(aq) \rightarrow 2H_2O(l) + O_2(g)$$

Copper(II) oxide is an insoluble solid.

Plan an investigation to find out if copper(II) oxide is a catalyst for the decomposition of hydrogen peroxide. You must include how your results will tell you if copper(II) oxide is a catalyst. You have access to copper(II) oxide, aqueous hydrogen peroxide and all normal laboratory apparatus.

.....

.....

.....

.....

.....

.....

.....

.....

.....

.....

.....

.....

..... [6]

BLANK PAGE

BLANK PAGE

BLANK PAGE

Permission to reproduce items where third-party owned material protected by copyright is included has been sought and cleared where possible. Every reasonable effort has been made by the publisher (UCLES) to trace copyright holders, but if any items requiring clearance have unwittingly been included, the publisher will be pleased to make amends at the earliest possible opportunity.

To avoid the issue of disclosure of answer-related information to candidates, all copyright acknowledgements are reproduced online in the Cambridge Assessment International Education Copyright Acknowledgements Booklet. This is produced for each series of examinations and is freely available to download at www.cambridgeinternational.org after the live examination series.

Cambridge Assessment International Education is part of the Cambridge Assessment Group. Cambridge Assessment is the brand name of the University of Cambridge Local Examinations Syndicate (UCLES), which itself is a department of the University of Cambridge.