Cambridge Assessment International Education

# Cambridge IGCSE™

| | | | | | | | | | |
|---|---|---|---|---|---|---|---|---|---|
| CANDIDATE NAME | | | | | | | | | |
| CENTRE NUMBER | | | | | | CANDIDATE NUMBER | | | | |

**CHEMISTRY** **0620/62**

Paper 6 Alternative to Practical **October/November 2024**

**1 hour**

You must answer on the question paper.

No additional materials are needed.

**INSTRUCTIONS**

- Answer **all** questions.
- Use a black or dark blue pen. You may use an HB pencil for any diagrams or graphs.
- Write your name, centre number and candidate number in the boxes at the top of the page.
- Write your answer to each question in the space provided.
- Do **not** use an erasable pen or correction fluid.
- Do **not** write on any bar codes.
- You may use a calculator.
- You should show all your working and use appropriate units.

**INFORMATION**

- The total mark for this paper is 40.
- The number of marks for each question or part question is shown in brackets [ ].
- Notes for use in qualitative analysis are provided in the question paper.



© UCLES 2024

**1** A teacher uses the apparatus shown in Fig. 1.1 to pass an electric current through molten mercury(II) bromide at a temperature of 300 °C.

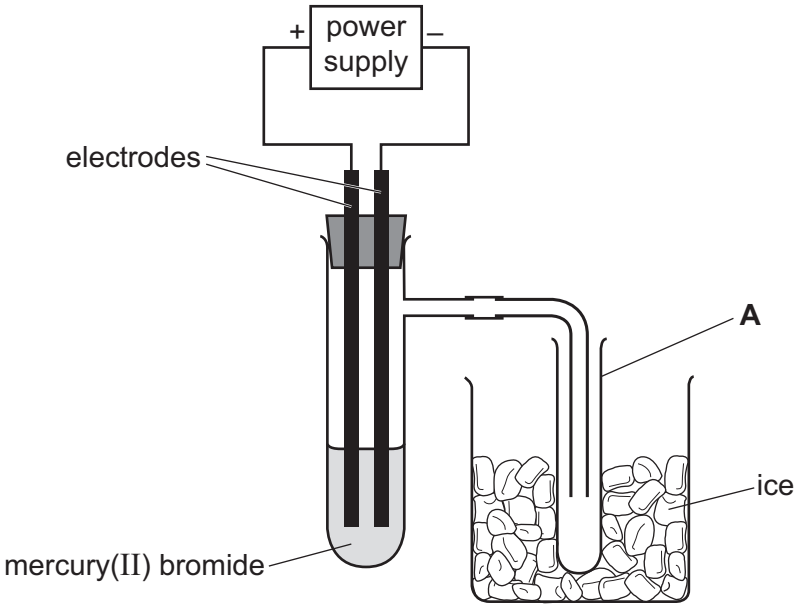


**Fig. 1.1**

During the process shown in Fig. 1.1, the molten mercury(II) bromide breaks down and forms bromine and mercury.

Table 1.1 shows some information about mercury(II) bromide, bromine and mercury.

**Table 1.1**

| substance | melting point in °C | boiling point in °C | density when liquid in g / cm$^3$ |
|---|---|---|---|
| mercury(II) bromide | 236 | 322 | 6 |
| bromine | –7 | 60 | 3 |
| mercury | –39 | 357 | 14 |

View solution

**(a)** Draw an arrow on Fig. 1.1 to show where the apparatus should be heated. [1]

View solution

**(b)** Name the item of apparatus labelled **A** in Fig. 1.1.

..... [1]

View solution

**(c)** Name the process shown in Fig. 1.1 which breaks down mercury(II) bromide.

..... [1]

© UCLES 2024

**(d)** The electrodes used in the process shown in Fig. 1.1 are made from platinum.

View solution

Give **two** reasons why platinum is a suitable material for the electrodes.

1 .....

2 .....

[2]

View solution

**(e)** On Fig. 1.1, draw an **X** to show where mercury will collect. [1]

**(f)** Explain why ice is used in the experiment.

View solution

.....

..... [1]

[Total: 7]

**BLANK PAGE**

**2** A student investigates the rate of the reaction between aqueous iron(III) nitrate and aqueous sodium thiosulfate.

The student does five experiments using the apparatus shown in Fig. 2.1.

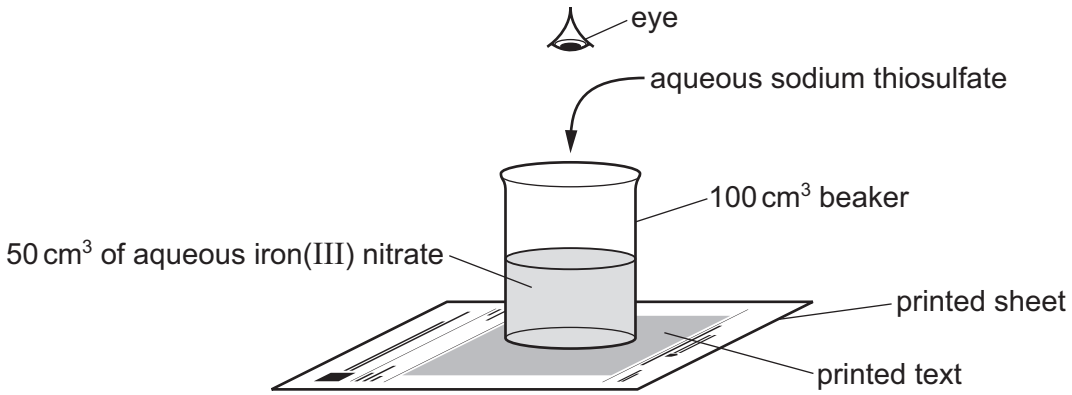


**Fig. 2.1**

Experiment 1

- Use a 50 $cm^3$ measuring cylinder to pour 50 $cm^3$ of aqueous iron(III) nitrate into a 100 $cm^3$ beaker.
- Stand the beaker on the text of the printed sheet as shown in Fig. 2.1.
- Use a 25 $cm^3$ measuring cylinder to pour 15.0 $cm^3$ of aqueous sodium thiosulfate into the beaker. At the same time start a stop-watch.
- Stir the contents of the beaker.
- Look down from above the beaker. When the text on the printed sheet becomes visible, stop the stop-watch and record the time in seconds to the nearest whole number.
- Rinse the beaker with distilled water.

Experiment 2

- Repeat Experiment 1, using 10.0 $cm^3$ of aqueous sodium thiosulfate instead of 15.0 $cm^3$.

Experiment 3

- Repeat Experiment 1, using 7.0 $cm^3$ of aqueous sodium thiosulfate instead of 15.0 $cm^3$.

Experiment 4

- Repeat Experiment 1, using 6.0 $cm^3$ of aqueous sodium thiosulfate instead of 15.0 $cm^3$.

Experiment 5

- Repeat Experiment 1, using 5.0 $cm^3$ of aqueous sodium thiosulfate instead of 15.0 $cm^3$.

© UCLES 2024

**(a)** Use the information in the description of the experiments and the stop-watch diagrams to complete Table 2.1.

View solution

**Table 2.1**

| experiment | volume of aqueous sodium thiosulfate / $cm^3$ | stop-watch diagram | time taken for the text to become visible / s |
|---|---|---|---|
| 1 | | 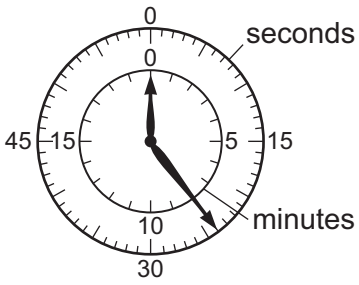  | |
| 2 | |   | |
| 3 | | 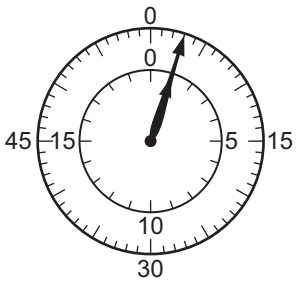  | |
| 4 | | 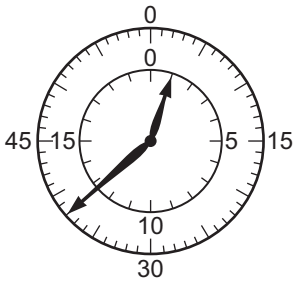  | |
| 5 | | 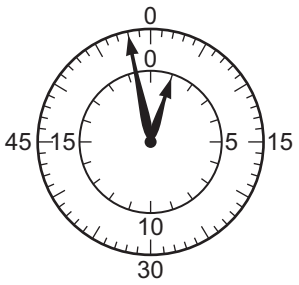  | |

[3]

**(b)** Write a suitable scale on the *y*-axis and plot the results from Experiments 1 to 5 on Fig. 2.2. Draw a smooth curve of best fit.

View solution

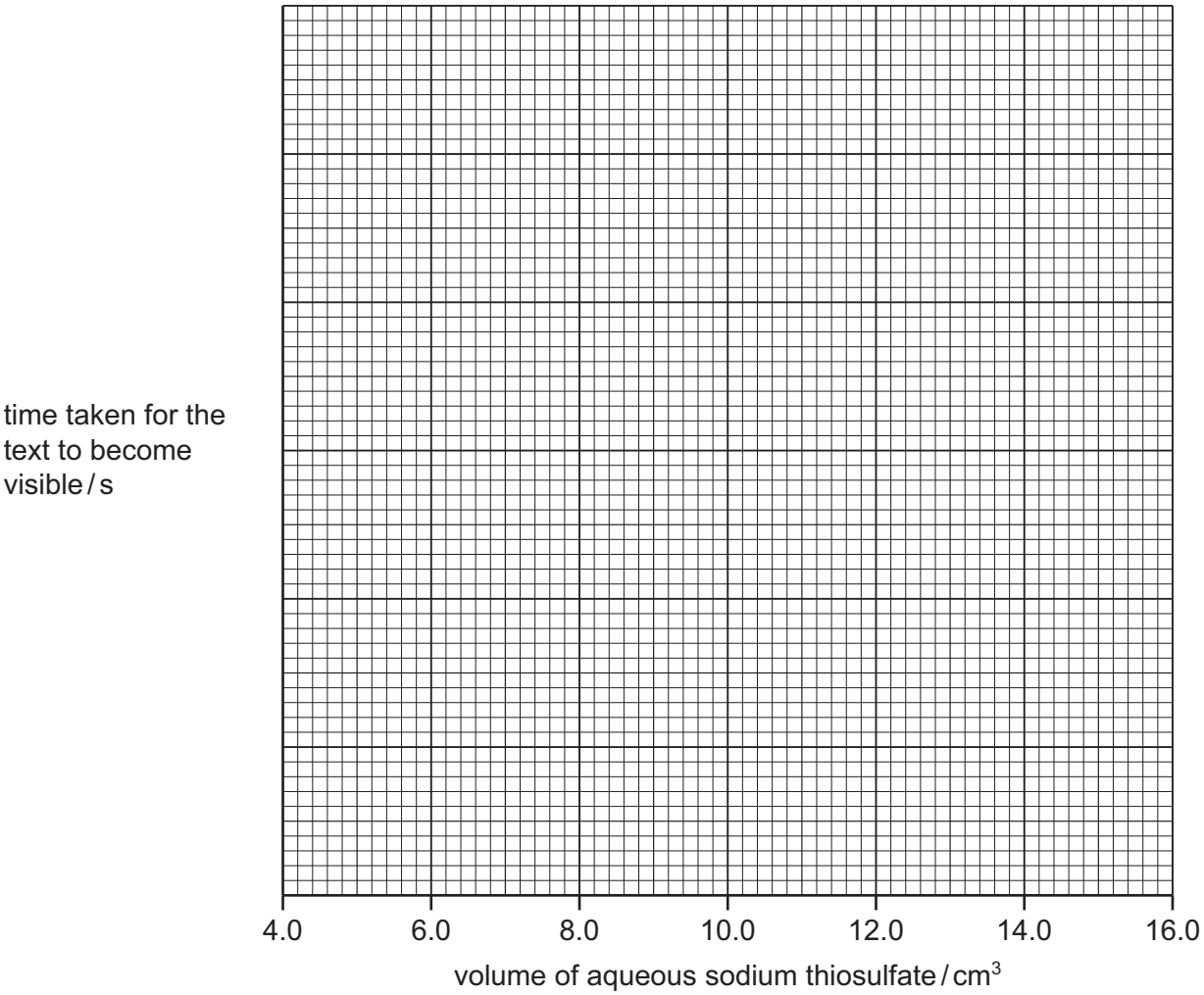


**Fig. 2.2**

[4]

**(c)** State why the contents of the beaker are stirred after adding the aqueous sodium thiosulfate to the aqueous iron(III) nitrate.

.....

..... [1]

**(d)** Deduce which experiment has the highest rate of reaction.

View solution

..... [1]

**(e)** Use your graph in Fig. 2.2 to predict the time taken for the text to become visible if the volume of aqueous sodium thiosulfate is 12.5 $cm^3$.
Show your working on Fig. 2.2.

View solution

time = ..... [3]

**(f)** **(i)** Explain why it would be an improvement to measure the volumes of aqueous iron(III) nitrate in a burette rather than in a measuring cylinder.

.....

..... [1]

**(ii)** Explain why it is **not** possible to use a volumetric pipette to measure the volumes of the aqueous sodium thiosulfate used in the experiments.

.....

..... [1]

**(iii)** Describe how the reliability of the results of this investigation can be checked.

View solution

.....

..... [1]

**(g)** Describe how the results of the experiments would change if the experiments are repeated using a narrower and taller beaker.
Explain your answer.

View solution

change in results .....

explanation .....

.....

[2]

**(h)** Describe additional measurements that must be taken to determine whether the reaction in this investigation is exothermic or endothermic.

.....

..... [1]

[Total: 18]

View solution

**Question 3 starts on the next page.**

**3** A student tests two substances: solid **M** and solid **N**.

**Tests on solid M**

Table 3.1 shows the tests and the student's observations for solid **M**.

**Table 3.1**

| tests | observations |
|---|---|
| **test 1**<br><br>Do a flame test on solid **M**. | lilac flame colour |
| **test 2**<br><br>Dissolve the rest of solid **M** in water to form solution **M**. Divide solution **M** into four portions.<br><br>To the first portion of solution **M**, add 1 $cm^3$ of dilute nitric acid followed by a few drops of aqueous silver nitrate. | a cream precipitate forms |
| **test 3**<br><br>To the second portion of solution **M**, add aqueous sodium hydroxide dropwise and then in excess. | a green precipitate forms;<br>the precipitate remains when excess aqueous sodium hydroxide is added |
| **test 4**<br><br>To the third portion of solution **M**, add 1 $cm^3$ of aqueous sodium hydroxide and a small square of aluminium foil. Warm the mixture and test any gas produced with damp red litmus paper. | litmus paper remains red |
| **test 5**<br><br>To the fourth portion of solution **M**, add 1 $cm^3$ of dilute nitric acid followed by a few drops of aqueous barium nitrate. | a white precipitate forms |

**(a)** Explain why a yellow (safety) Bunsen burner flame is **not** suitable for a flame test.

.....

..... [1]

View solution

**(b)** Identify the **four** ions in solid **M**.

.....

.....

.....

..... [4]

View solution

**Tests on solid N**

Solid **N** is ammonium carbonate.

Record the expected observations.

**(c)** The student transfers approximately half of solid **N** to a boiling tube and adds about 10 $cm^3$ of dilute sulfuric acid to the boiling tube. Any gas produced is tested.

observations .....

..... [2]

View solution

The student dissolves the remaining solid **N** in water to form solution **N**.
Solution **N** is divided into two portions.

**(d)** To the first portion of solution **N**, the student adds about 2 $cm^3$ of aqueous sodium hydroxide and gently warms the mixture. Any gas produced is tested.

observations .....

..... [1]

View solution

**(e)** To the second portion of solution **N**, the student adds excess aqueous ammonia.

observations .....

..... [1]

[Total: 9]

© UCLES 2024

**4** Limes and lemons are citrus fruits which contain aqueous citric acid in their juice. Citric acid reacts with alkalis such as aqueous sodium hydroxide.

Plan an investigation to find which of lime juice and lemon juice contains the most concentrated aqueous citric acid. Assume that citric acid is the only acid present in the juices.

View solution

Your plan must include:

- the method to use
- how the results are used to determine which juice contains the most concentrated aqueous citric acid.

You are provided with lime juice, lemon juice, aqueous sodium hydroxide and common laboratory apparatus and chemicals.

.....

.....

.....

.....

.....

.....

.....

.....

.....

.....

.....

.....

.....

.....

.....

.....

.....

.....

.....

..... [6]

**BLANK PAGE**

**BLANK PAGE**

**Notes for use in qualitative analysis**

**Tests for anions**

| anion | test | test result |
|---|---|---|
| carbonate, $CO_3^{2-}$ | add dilute acid, then test for carbon dioxide gas | effervescence, carbon dioxide produced |
| chloride, $Cl^-$ [in solution] | acidify with dilute nitric acid, then add aqueous silver nitrate | white ppt. |
| bromide, $Br^-$ [in solution] | acidify with dilute nitric acid, then add aqueous silver nitrate | cream ppt. |
| iodide, $I^-$ [in solution] | acidify with dilute nitric acid, then add aqueous silver nitrate | yellow ppt. |
| nitrate, $NO_3^-$ [in solution] | add aqueous sodium hydroxide, then aluminium foil; warm carefully | ammonia produced |
| sulfate, $SO_4^{2-}$ [in solution] | acidify with dilute nitric acid, then add aqueous barium nitrate | white ppt. |
| sulfite, $SO_3^{2-}$ | add a small volume of acidified aqueous potassium manganate(VII) | the acidified aqueous potassium manganate(VII) changes colour from purple to colourless |

**Tests for aqueous cations**

| cation | effect of aqueous sodium hydroxide | effect of aqueous ammonia |
|---|---|---|
| aluminium, $Al^{3+}$ | white ppt., soluble in excess, giving a colourless solution | white ppt., insoluble in excess |
| ammonium, $NH_4^+$ | ammonia produced on warming | – |
| calcium, $Ca^{2+}$ | white ppt., insoluble in excess | no ppt. or very slight white ppt. |
| chromium(III), $Cr^{3+}$ | green ppt., soluble in excess | green ppt., insoluble in excess |
| copper(II), $Cu^{2+}$ | light blue ppt., insoluble in excess | light blue ppt., soluble in excess, giving a dark blue solution |
| iron(II), $Fe^{2+}$ | green ppt., insoluble in excess, ppt. turns brown near surface on standing | green ppt., insoluble in excess, ppt. turns brown near surface on standing |
| iron(III), $Fe^{3+}$ | red-brown ppt., insoluble in excess | red-brown ppt., insoluble in excess |
| zinc, $Zn^{2+}$ | white ppt., soluble in excess, giving a colourless solution | white ppt., soluble in excess, giving a colourless solution |

© UCLES 2024

## Tests for gases

| gas | test and test result |
|---|---|
| ammonia, $NH_3$ | turns damp red litmus paper blue |
| carbon dioxide, $CO_2$ | turns limewater milky |
| chlorine, $Cl_2$ | bleaches damp litmus paper |
| hydrogen, $H_2$ | ‘pops’ with a lighted splint |
| oxygen, $O_2$ | relights a glowing splint |
| sulfur dioxide, $SO_2$ | turns acidified aqueous potassium manganate(VII) from purple to colourless |

## Flame tests for metal ions

| metal ion | flame colour |
|---|---|
| lithium, $Li^+$ | red |
| sodium, $Na^+$ | yellow |
| potassium, $K^+$ | lilac |
| calcium, $Ca^{2+}$ | orange-red |
| barium, $Ba^{2+}$ | light green |
| copper(II), $Cu^{2+}$ | blue-green |

Permission to reproduce items where third-party owned material protected by copyright is included has been sought and cleared where possible. Every reasonable effort has been made by the publisher (UCLES) to trace copyright holders, but if any items requiring clearance have unwittingly been included, the publisher will be pleased to make amends at the earliest possible opportunity.

To avoid the issue of disclosure of answer-related information to candidates, all copyright acknowledgements are reproduced online in the Cambridge Assessment International Education Copyright Acknowledgements Booklet. This is produced for each series of examinations and is freely available to download at www.cambridgeinternational.org after the live examination series.

Cambridge Assessment International Education is part of Cambridge Assessment. Cambridge Assessment is the brand name of the University of Cambridge Local Examinations Syndicate (UCLES), which is a department of the University of Cambridge.