Cambridge IGCSE

Cambridge International Examinations
Cambridge International General Certificate of Secondary Education

CANDIDATE NAME									
CENTRE NUMBER						CANDIDATE NUMBER			

PHYSICS **0625/23**

Paper 2 Core **May/June 2015**

1 hour 15 minutes

Candidates answer on the Question Paper.

No Additional Materials are required.

READ THESE INSTRUCTIONS FIRST

Write your Centre number, candidate number and name on all the work you hand in.
Write in dark blue or black pen.
You may use an HB pencil for any diagrams or graphs.
Do not use staples, paper clips, glue or correction fluid.
DO **NOT** WRITE IN ANY BARCODES.

Answer **all** questions.
Electronic calculators may be used.
You may lose marks if you do not show your working or if you do not use appropriate units.
Take the weight of 1 kg to be 10 N (i.e. acceleration of free fall = 10 m/s^2).

At the end of the examination, fasten all your work securely together.
The number of marks is given in brackets [ ] at the end of each question or part question.

The syllabus is approved for use in England, Wales and Northern Ireland as a Cambridge International Level 1/Level 2 Certificate.

© UCLES 2015

CAMBRIDGE International Examinations

1 In the past, burning candles were used as timers.

A boy carries out an experiment to make his own timer using a burning candle.

Fig. 1.1 shows the length of the candle, and the clock he used, at the start of the experiment and at the end of the experiment.

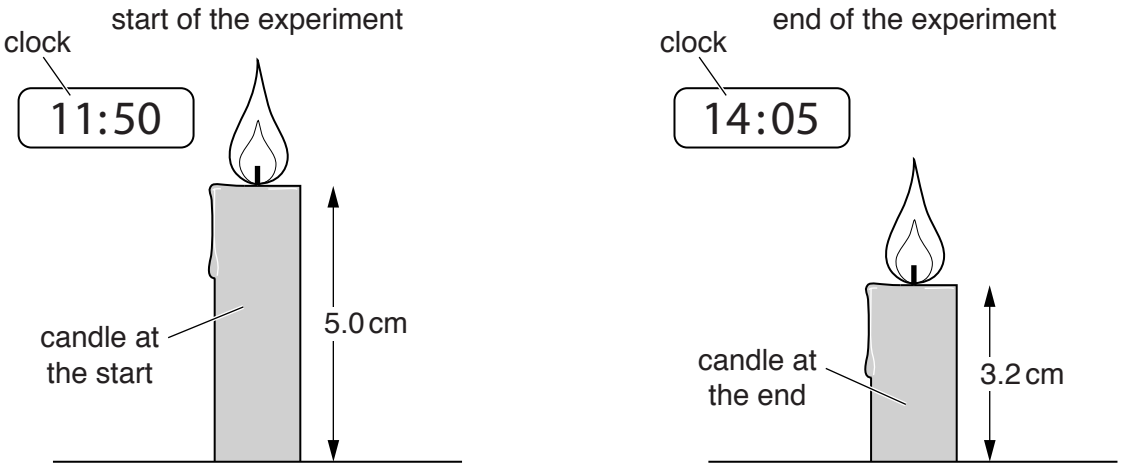

Fig. 1.1 (not to scale)

(a) The candle has a cross-sectional area of 1.6 cm^2.

Calculate the volume of candle at the start of the experiment.

volume = ... cm^3 [2]

(b) Use Fig. 1.1 to complete the table.

time at start of the experiment	
time at end of the experiment	
time for which the candle was burning	..... hours .....minutes = ... hours

[2]

(c) The difference in the length of the candle from the start to the end of the experiment was 1.8 cm.

Calculate the rate, in cm / hour, at which the candle burns.

View solution

rate = ... cm / hour [2]

(d) The boy estimates that he would need a candle about 24 cm long, of the same material and diameter, to make a candle timer that would last at least one day.

State whether the boy's estimate is correct. Give a reason for your answer.

View solution

.....

.....

.....[2]

[Total: 8]

© UCLES 2015

2 **(a)** A student is asked to find the density of a small block of metal, as shown in Fig. 2.1.

View solution

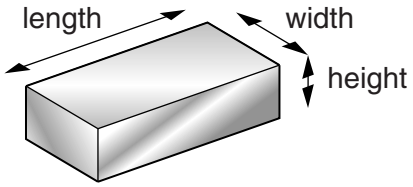

Fig. 2.1

Use words from the list below to complete the following sentences.

balance beaker measuring cylinder protractor rule thermometer

(i) The student should use a ..... to measure the length, width and height of the metal block.

(ii) The student should use a ..... to find the mass of the metal block.

[2]

(b) A jeweller has a small block of metal. The block has a mass of 15.2 g and a volume of 1.36 cm^3.

(i) Calculate the density of the metal.

View solution

density = ... g/cm^3 [3]

(ii) The jeweller looks up the values for the density of various metals and produces a table, part of which is shown below.

View solution

metal	$\frac{\text{density}}{g/cm^3}$
gold	19.3
lead	11.3
platinum	21.5
silver	10.5

Using your answer to **(b)(i)** and the information in the table, state which metal the block is most likely to be made from.

.....[1]

[Total: 6]

© UCLES 2015

3 In the columns below are physical quantities and the units in which they are measured.

View solution

Draw a line from each quantity to its corresponding unit. One line is drawn for you.

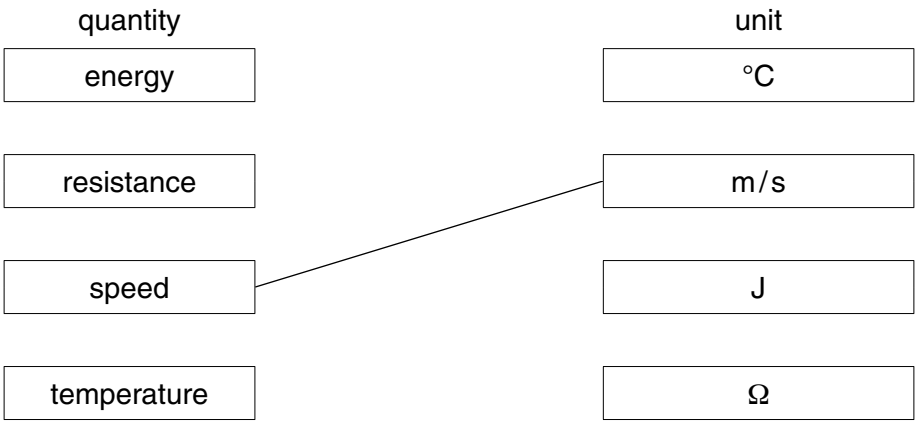

[Total: 2]

© UCLES 2015

4 A toy car is rolling down a slope. Fig. 4.1 shows the total forward force and the total backward force acting on the car.

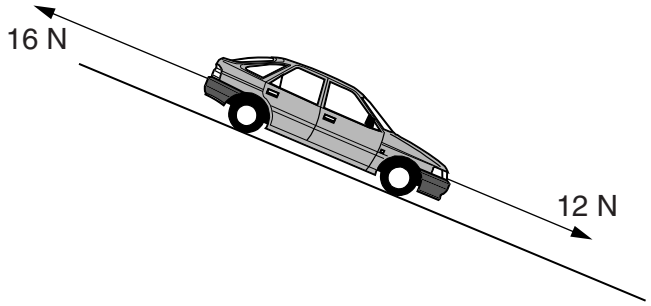

Fig. 4.1

(a) Calculate the resultant force on the car.

View solution

size of force = ... N

direction of force = ...

[2]

(b) What will be the effect of this resultant force on the car's motion?

View solution

.....

.....[2]

[Total: 4]

© UCLES 2015

5 A girl cycles to meet a friend. The distance-time graph for her journey from start to finish is shown in Fig. 5.1.

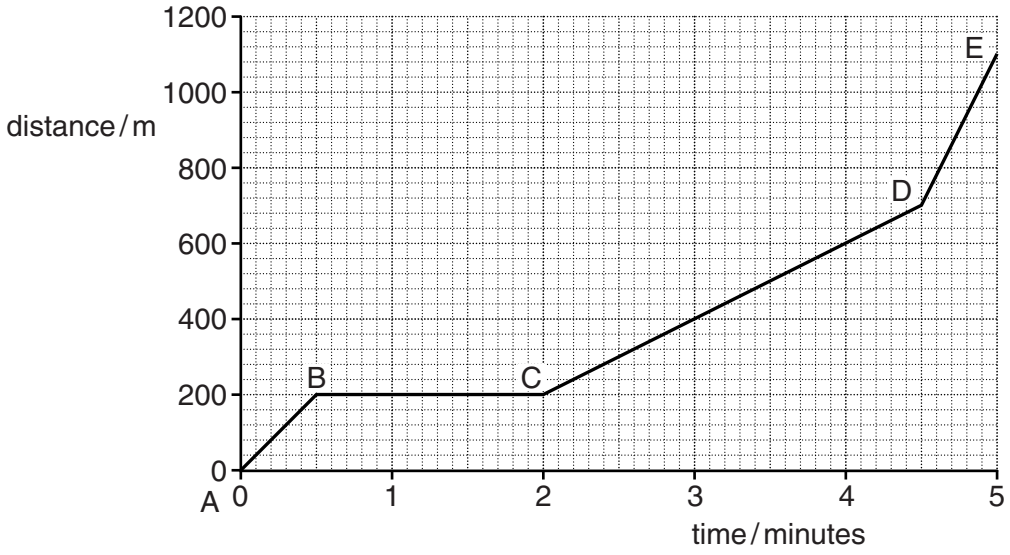

Fig. 5.1

(a) How far does the girl travel from start to finish?

View solution

distance = ...[1]

(b) Describe the motion of the girl between points B and C.

View solution

.....[1]

(c) Which section of the graph shows

View solution

(i) the part of the girl's journey that involves cycling up a hill 500 m long,

between ..... and ..... [1]

(ii) the girl travelling at the fastest speed?

View solution

between ..... and ..... [1]

(d) Calculate her average speed, in m / s, for the whole journey.

View solution

average speed = ... m / s [3]

[Total: 7]

© UCLES 2015

6 Different types of power station use different sources of energy.

View solution

(a) Draw one straight line from each energy source to the type of power station that uses it.

energy source	type of power station
	hydroelectric
fossil fuel	
	nuclear
hot rocks underground	geothermal
	coal-fired
uranium fuel rods	
	wind farm

[3]

© UCLES 2015

(b) Fig. 6.1 shows part of a solar power station.

View solution

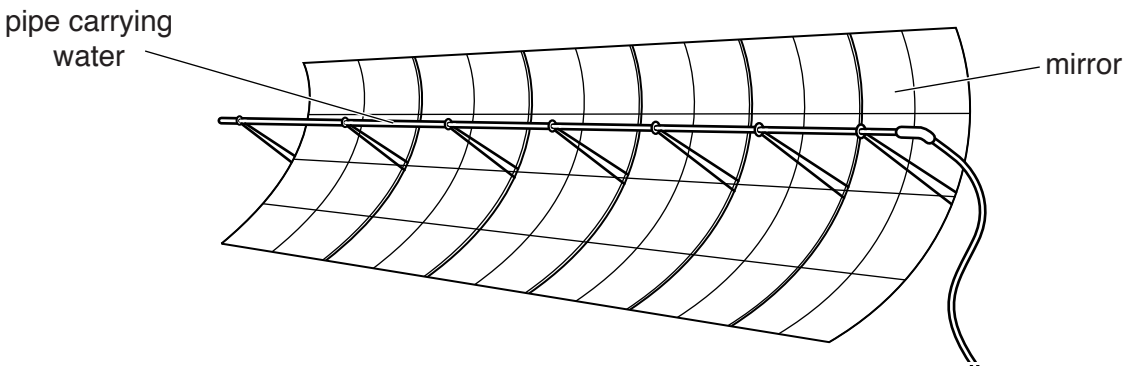

Fig. 6.1

These are some of the stages explaining how the power station works. They are not in the correct order.

A Electricity is generated.

B The turbine turns the generator.

C Steam drives the turbine.

D Water in the pipe absorbs energy.

Use the letters A, B, C and D to complete the flow chart to explain how the power station works.

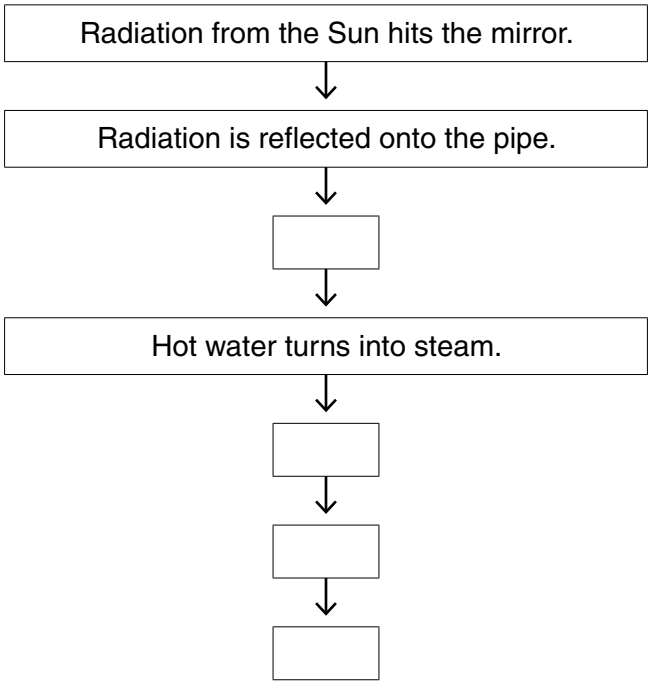

[3]

[Total: 6]

© UCLES 2015

7 **(a)** The arrows on Fig. 7.1 represent four changes of state.

View solution

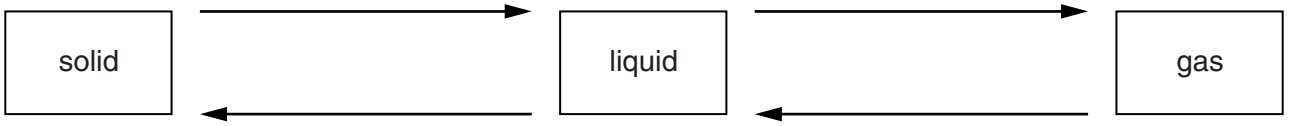

Fig. 7.1

On each arrow, write the name for the change of state. [3]

(b) The statements below are about particles in a gas.

View solution

Tick **three** boxes to show which statements are correct.

- ☐ The particles move randomly.
- ☐ The particles are in a regular repeating pattern.
- ☐ The particles are much further apart than they are in a solid.
- ☐ The particles vibrate about fixed positions.
- ☐ The particles expand when they are heated.
- ☐ The particles move faster when they are heated.

[3]

(c) A student spills a small amount of nail varnish remover on one of her hands. Nail varnish remover is a liquid with a low boiling point.

View solution

Explain why this hand feels colder than her other hand.

.....

.....

.....

.....[3]

[Total: 9]

© UCLES 2015

8 A student looks into a vertical mirror to see the reflection of a burning candle.

Fig. 8.1 shows one ray of light being reflected by the mirror.

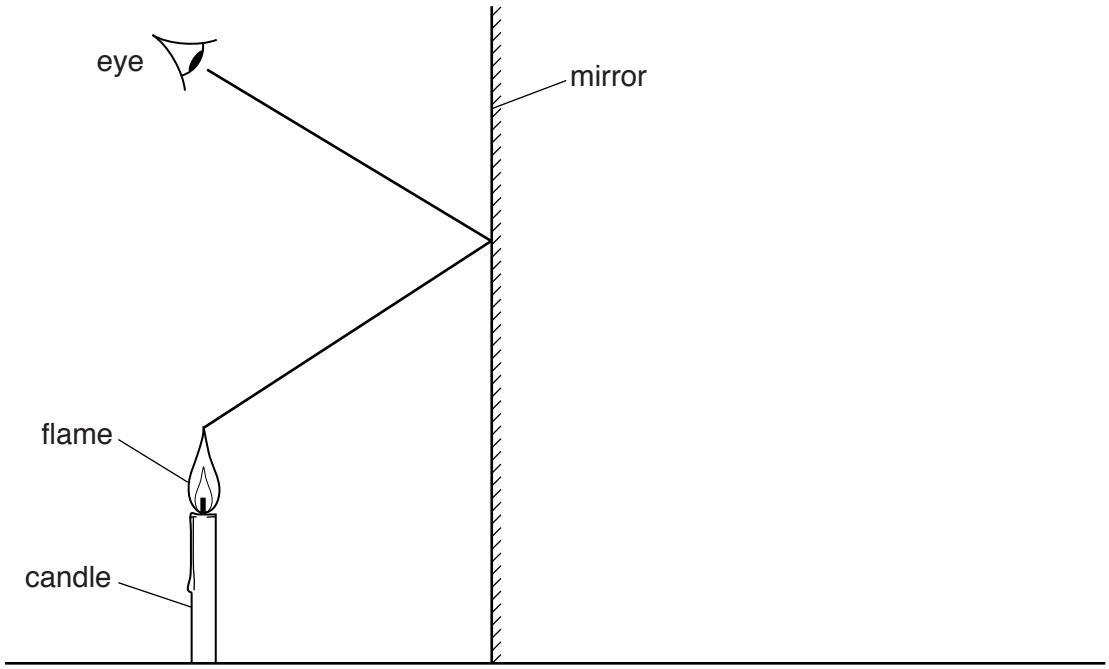

Fig. 8.1

View solution

(a) On the ray in Fig. 8.1, mark arrows to indicate the direction of travel of the light. [1]

(b) On Fig. 8.1, carefully mark the position of the image of the candle flame. View solution [2]

(c) The candle is moved further from the mirror.

View solution

State what, if anything, happens to

(i) the position of the image

.....

(ii) the size of the image.

View solution

.....

[2]

[Total: 5]

9 **(a)** Fig. 9.1 represents a wave in a water tank. Five distances are shown, labelled A, B, C, D and E.

View solution

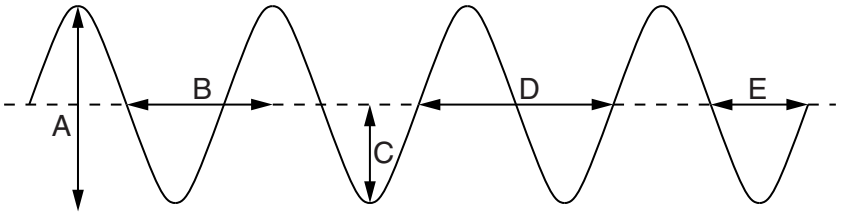

Fig. 9.1

(i) **1.** Which property of the wave is represented by distance C?

.....[1]

2. Which of the labelled distances represents the wavelength of the wave?

.....[1]

(ii) Water waves are transverse waves.

View solution

State another example of a transverse wave.

.....[1]

(iii) The speed of the wavefronts is 7.5 cm / s.

View solution

Calculate the distance moved by a wavefront in 4.0 s.

distance = ... cm [2]

© UCLES 2015

(b) Fig. 9.2 shows, from above, a wave travelling on water.

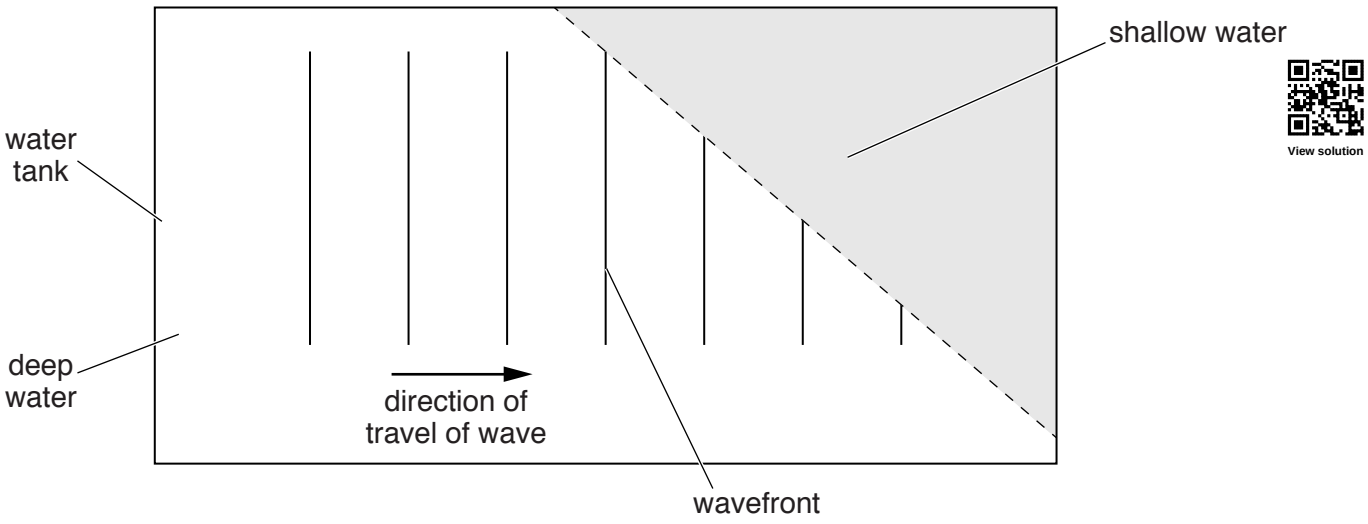

View solution

Fig. 9.2

The wave has reached an area of shallow water, where it travels more slowly.

(i) Complete the diagram to show the wavefronts in the shallow water. [3]

(ii) State the term used to describe what happens to the wave as it enters the shallow water.

.....[1]

[Total: 9]

View solution

© UCLES 2015

10 A student is investigating static electricity.

(i) The student charges a plastic rod by rubbing it with a dry cloth. The rod becomes positively charged as shown in Fig. 10.1.

View solution

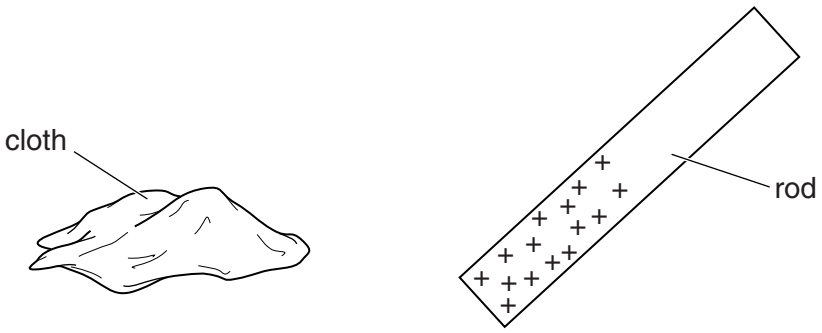

Fig. 10.1

1. State the sign of the charge, if any, on the cloth.

.....[1]

2. State which particles the cloth has gained for it to have this charge.

.....[1]

(ii) The student then rubs two thin plastic strips with another dry cloth. The strips are suspended so that they are free to move.

Fig. 10.2 shows the two plastic strips before and after the student rubs them with the dry cloth.

View solution

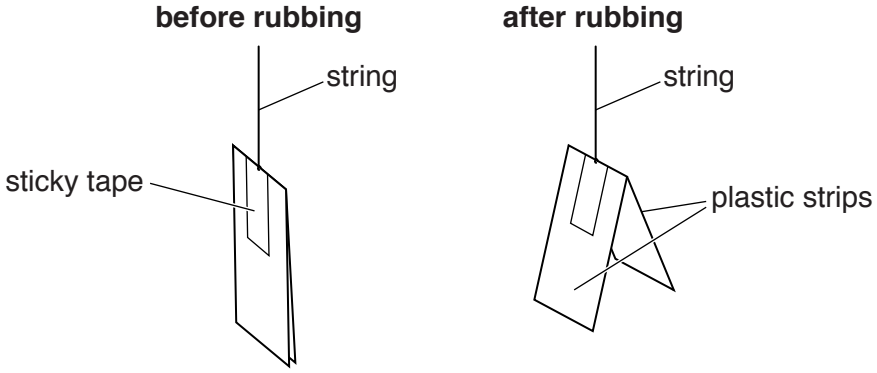

Fig. 10.2

Explain why the bottom ends of the strips move apart after rubbing.

.....

.....[2]

(iii) A boy wears a shirt made from nylon. After wearing the shirt for some time he finds the shirt clinging to his body.

View solution

Use your knowledge of electrostatic charges to explain why this occurs.

.....

.....

.....[2]

[Total: 6]

11 Some cars have electrically heated front seats. Each seat has a warm and a hot setting, controlled by a switch.

The circuit for one seat is shown in Fig. 11.1.

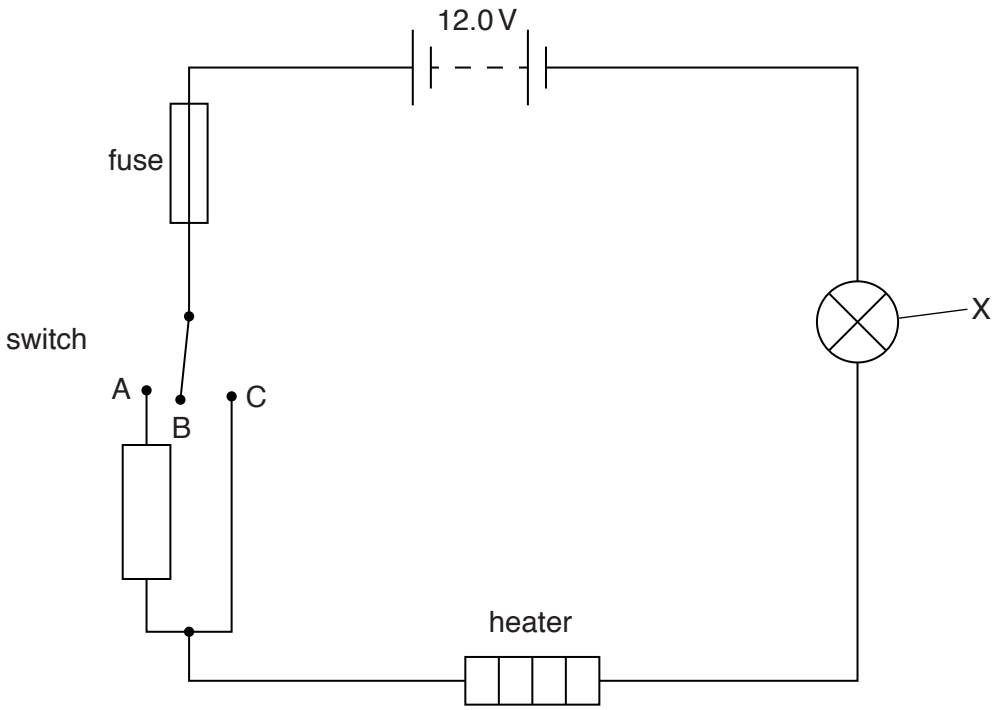

Fig. 11.1

(a) The circuit contains a switch that can connect to any of the contacts A, B or C.

View solution

In the table below, put **one** tick for each switch setting to indicate the condition of the seat.

	condition of seat		
switch setting	off	warm	hot
A			
B			
C			

[3]

(b) When the heater setting is on 'hot', the current in the heater is 6.0 A. The potential difference across the heater is 10.0 V.

View solution

Calculate the resistance of the heater.

resistance = ... [3]

© UCLES 2015

(c) What is the name and purpose of component X?

View solution

name of component .....

purpose .....

.....

[2]

(d) The heated seat develops a fault and there is a large current in the circuit.

View solution

Explain what happens to prevent further damage to the circuit.

.....

.....

.....[2]

[Total: 10]

© UCLES 2015

12 Fig. 12.1 represents an atom of carbon.

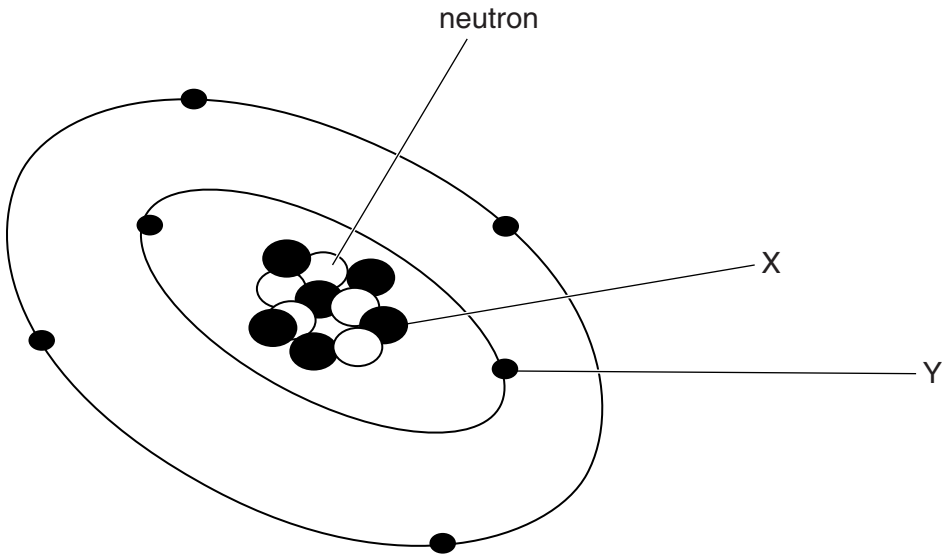

Fig. 12.1 (not to scale)

(a) **(i)** State the name of particle X.

View solution

.....[1]

(ii) State the name of particle Y.

View solution

.....[1]

(b) Carbon-14 is unstable. It decays by beta emission to form nitrogen.

View solution

Complete the equation for this decay.

$$^{14}_{6}C \longrightarrow {}^{.....}_{.....}N + {}^{0}_{-1}e$$

[2]

(c) The half-life of carbon-14 is 5800 years.

View solution

A piece of wood contained 20 000 carbon-14 atoms when it was buried in a landslide.

Calculate the number of years it takes until the number of carbon-14 atoms in the wood is 2500.

number of years = ... [4]

[Total: 8]

BLANK PAGE

Permission to reproduce items where third-party owned material protected by copyright is included has been sought and cleared where possible. Every reasonable effort has been made by the publisher (UCLES) to trace copyright holders, but if any items requiring clearance have unwittingly been included, the publisher will be pleased to make amends at the earliest possible opportunity.

To avoid the issue of disclosure of answer-related information to candidates, all copyright acknowledgements are reproduced online in the Cambridge International Examinations Copyright Acknowledgements Booklet. This is produced for each series of examinations and is freely available to download at www.cie.org.uk after the live examination series.

Cambridge International Examinations is part of the Cambridge Assessment Group. Cambridge Assessment is the brand name of University of Cambridge Local Examinations Syndicate (UCLES), which is itself a department of the University of Cambridge.

© UCLES 2015