Cambridge IGCSE

Cambridge Assessment International Education
Cambridge International General Certificate of Secondary Education

CANDIDATE NAME									
CENTRE NUMBER						CANDIDATE NUMBER			

PHYSICS **0625/32**

Paper 3 Theory (Core) **May/June 2019**

1 hour 15 minutes

Candidates answer on the Question Paper.

No Additional Materials are required.

READ THESE INSTRUCTIONS FIRST

Write your centre number, candidate number and name on all the work you hand in.
Write in dark blue or black pen.
You may use an HB pencil for any diagrams or graphs.
Do not use staples, paper clips, glue or correction fluid.
DO **NOT** WRITE IN ANY BARCODES.

Answer **all** questions.
Electronic calculators may be used.
You may lose marks if you do not show your working or if you do not use appropriate units.
Take the weight of 1.0 kg to be 10 N (acceleration of free fall = 10 m/s^2).

At the end of the examination, fasten all your work securely together.
The number of marks is given in brackets [ ] at the end of each question or part question.

This syllabus is regulated for use in England, Wales and Northern Ireland as a Cambridge International Level 1/Level 2 Certificate.

This document consists of **16** printed pages.

© UCLES 2019

1 A student moves a model car along a bench.

Fig. 1.1 is the speed-time graph for the motion of the model car.

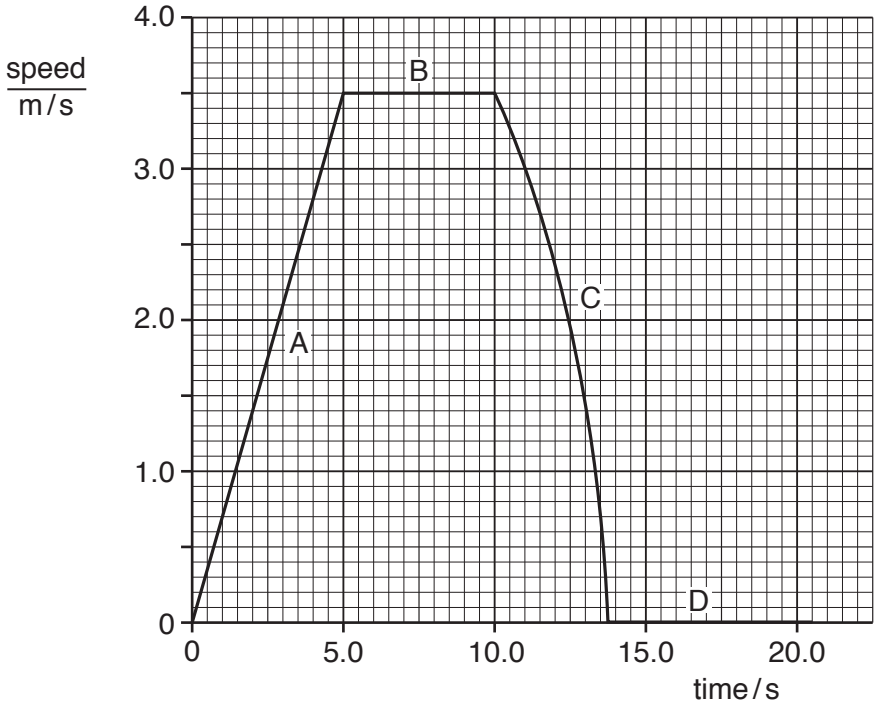

Fig. 1.1

(a) Describe the motion of the car in each of the sections A, B, C and D.

View solution

A .....

B .....

C .....

D .....

[4]

(b) Determine the distance moved by the model car in the first five seconds.

View solution

distance = ... m [3]

[Total: 7]

© UCLES 2019

2 A bottle contains some oil.

(a) The mass of the oil and the bottle is 678 g. The mass of the empty bottle is 318 g.

View solution

Calculate the mass of the oil.

mass = ... g [1]

(b) Some of the oil from **(a)** is poured into measuring cylinder A. The rest of the oil is poured into measuring cylinder B, as shown in Fig. 2.1.

View solution

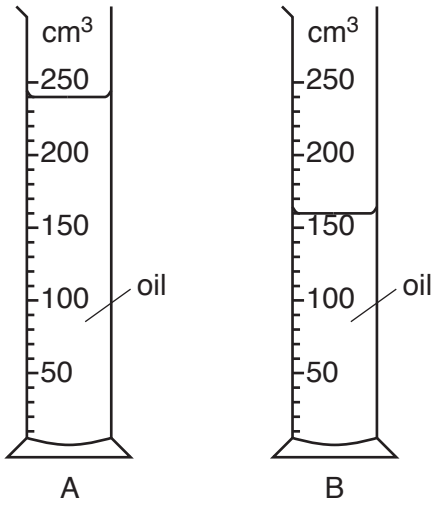

Fig. 2.1

(i) State the volume of oil in measuring cylinder B, as shown in Fig. 2.1.

volume = ... cm^3 [1]

(ii) Calculate the total volume of oil.

View solution

volume = ... cm^3 [1]

(iii) Calculate the density of the oil.

View solution

density = ... g/cm^3 [3]

[Total: 6]

3 Fig. 3.1 shows a simple pendulum swinging backwards and forwards between P and Q. One complete oscillation of the pendulum is when the bob swings from P to Q and then back to P.

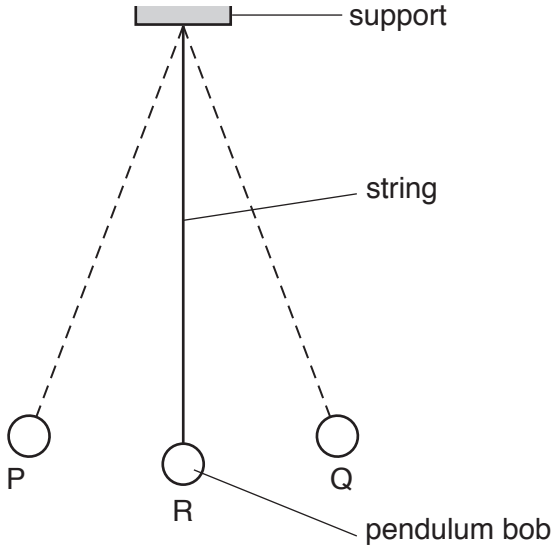

Fig. 3.1

View solution

(a) A student starts two stopwatches at the same time while the pendulum bob is swinging.

The student stops one stopwatch when the pendulum bob is at P. He stops the other stopwatch when the pendulum bob next is at Q.

Fig. 3.2 shows the readings on the stopwatches.

reading at P **reading at Q**

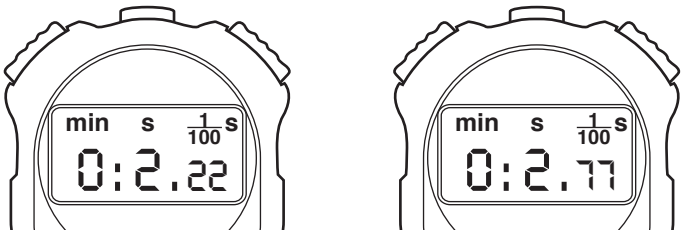

Fig. 3.2

(i) Use readings from Fig. 3.2 to determine the time for one complete oscillation of the pendulum.

time = ... s [2]

© UCLES 2019

(ii) The method described in **(a)** does not give an accurate value for one complete oscillation of the pendulum.

Describe how the student could obtain an accurate value for one complete oscillation of the pendulum.

.....

.....

.....

.....

.....

..... [4]

(b) As the pendulum bob moves from R to Q it gains 0.4 J of gravitational potential energy.

View solution

Air resistance can be ignored.

State the value of kinetic energy of the pendulum bob at

1. R ..... J

2. Q .....J [2]

[Total: 8]

4 A student places a balloon filled with air next to a window, as shown in Fig. 4.1. The Sun warms the air in the balloon.

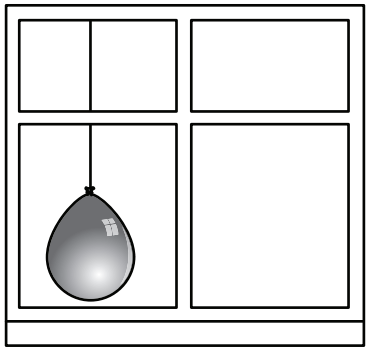

Fig. 4.1

View solution

(a) (i) Suggest what happens to the balloon as the air in it becomes hotter than the surroundings.

..... [1]

(ii) Use ideas about molecules to explain your answer to **(a)(i)**.

View solution

.....

.....

.....

.....

..... [3]

(b) The student uses a pump to inflate another balloon.

View solution

Fig. 4.2 shows the student inflating a balloon.

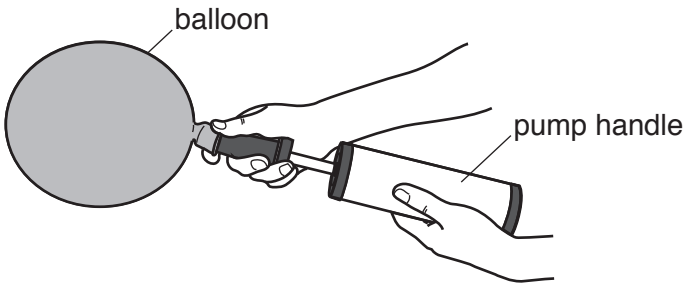

Fig. 4.2

The student applies a force of 30 N to the pump handle. The force acts on an area of 12 cm^2.

Calculate the pressure on the pump handle. Include the unit.

pressure = ... [4]

[Total: 8]

© UCLES 2019

5 **(a)** A nuclear power station generates electrical energy.

View solution

The main stages in the operation of the nuclear power station are listed. They are **not** in the correct order.

E Electrical energy is produced.

F The fission of uranium nuclei releases thermal energy.

G A turbine drives a generator.

H Thermal energy heats water to produce steam.

Complete the flow chart to describe how a nuclear power station works.

In each empty box, insert the letter for the correct statement.

The nuclear power station uses uranium as a fuel.

↓

☐

↓

☐

↓

The steam drives a turbine.

☐

↓

☐

↓

Electrical energy is transmitted.

[2]

(b) Electrical energy from the power station is used to power two different lamps. Fig. 5.1 shows how the light outputs from two types of lamp vary with the power input.

View solution

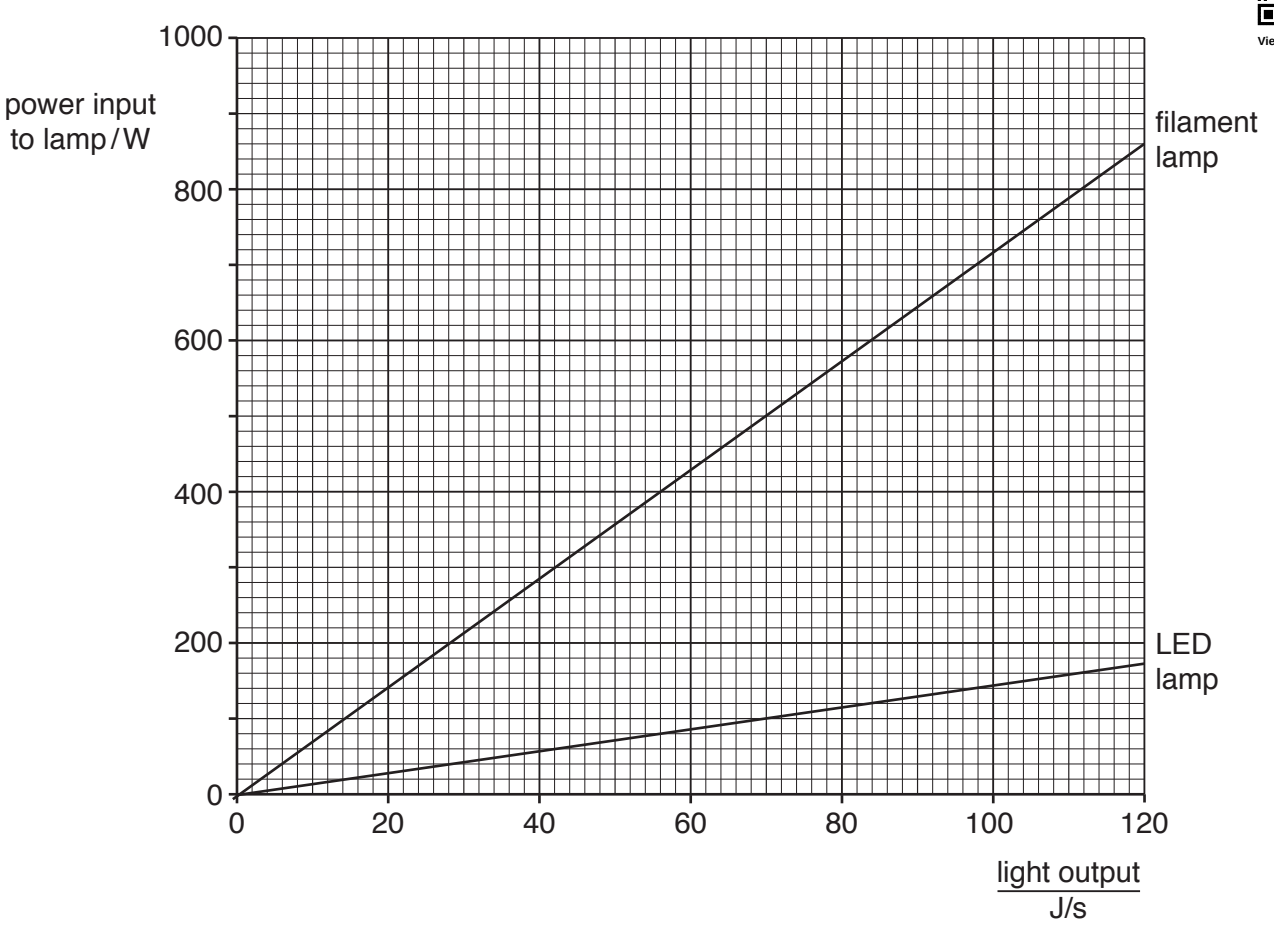

Fig. 5.1

(i) An experiment requires a lamp with a light output of 70 J/s.

For the LED lamp and for the filament lamp determine the input power required to give a light output of 70 J/s. Use information from Fig. 5.1.

1. For the LED lamp, input power = ... W

2. For the filament lamp, input power = ... W

[2]

(ii) Explain why using LED lamps is better for the environment. Use information from Fig. 5.1 in your answer.

.....

.....

.....

..... [2]

[Total: 6]

© UCLES 2019

6 Fig. 6.1 shows a ray of light that is reflected by a mirror.

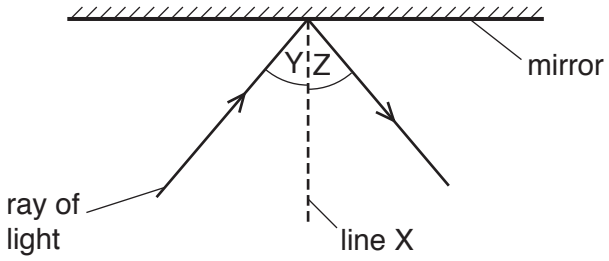

Fig. 6.1

(a) **(i)** State the name of line X shown on Fig. 6.1.

View solution

..... [1]

(ii) State the name of angle Y shown on Fig. 6.1.

..... [1]

(iii) A student moves the ray of light and doubles the size of angle Y. State the effect on angle Z.

..... [1]

(b) Fig. 6.2 shows a converging lens used to form an image I of an object O.

View solution

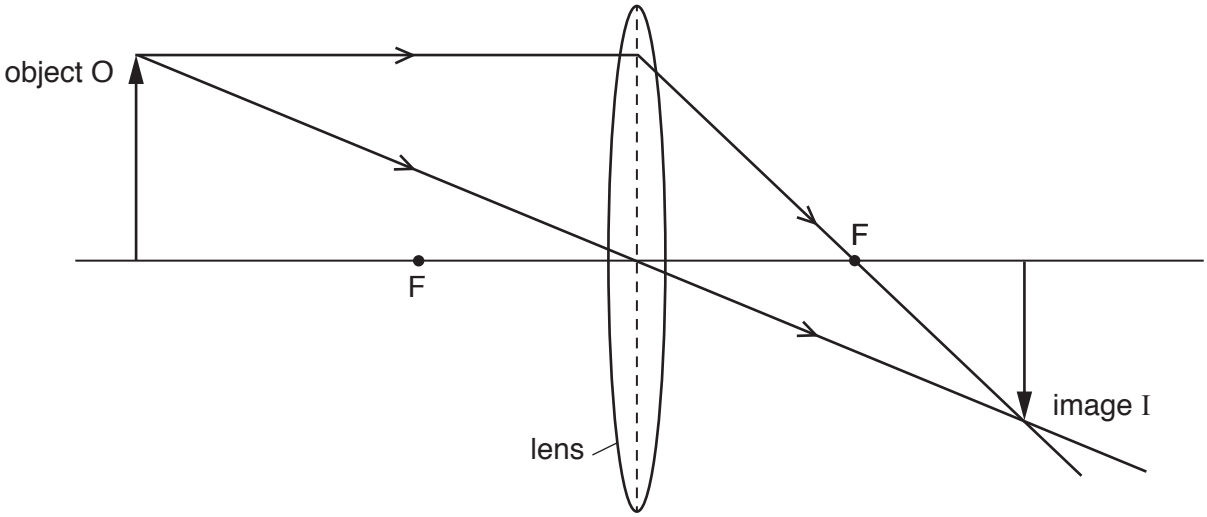

Fig. 6.2

(i) State the name of the points labelled F on Fig. 6.2.

..... [1]

(ii) Describe the nature of the image I.

View solution

.....

.....

..... [2]

[Total: 6]

7 **(a)** Solid, liquid and gas are three states of matter.

View solution

For each state of matter describe the arrangement of the molecules.

solid .....

.....

liquid .....

.....

gas .....

.....

[3]

(b) A liquid is spilt on a bench in a warm laboratory. After a short time, the liquid disappears.

View solution

(i) State the name of the process that causes the liquid to disappear.

..... [1]

(ii) The process in **(b)(i)** causes a cooling effect.

View solution

Explain why the cooling effect occurs. Use your ideas about molecules.

.....

.....

.....

.....

..... [3]

[Total: 7]

© UCLES 2019

8 **(a)** Fig. 8.1 shows the magnetic field pattern around a bar magnet.

View solution

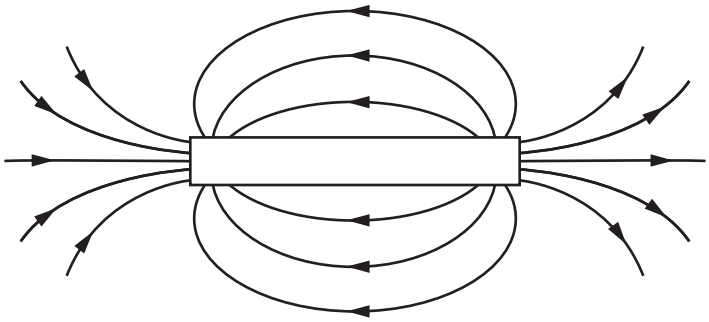

Fig. 8.1

(i) On Fig. 8.1, mark the North and South poles of the magnet. Use the letter N for the North pole and S for the South pole. [1]

(ii) A small bar of unmagnetised iron is placed next to a bar magnet, as shown in Fig. 8.2.

View solution

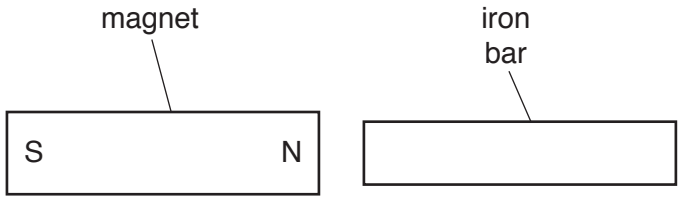

Fig. 8.2

The iron bar moves towards the magnet.

Explain why the iron bar moves.

.....

.....

..... [2]

(b) Fig. 8.3 shows a coil of wire wrapped around an iron core. A student uses these to make an electromagnet.

View solution

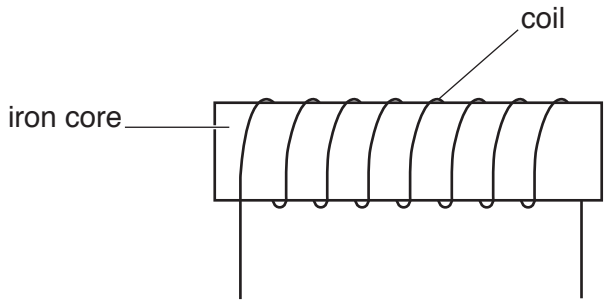

Fig. 8.3

(i) Complete the diagram in Fig. 8.3 to show how it could be used to make an electromagnet. [1]

(ii) State **one** advantage of an electromagnet compared to a permanent magnet.

..... [1]

[Total: 5]

View solution

9 Fig. 9.1 shows a plastic ruler.



Fig. 9.1

(a) Suggest and explain how a student could give a positive charge to a plastic ruler.

View solution

.....

.....

..... [3]

(b) A plastic ruler is given a positive charge. A sphere hangs from an insulating thread.

A student holds the ruler near the sphere, as shown in Fig. 9.2. The ruler repels the sphere.

View solution

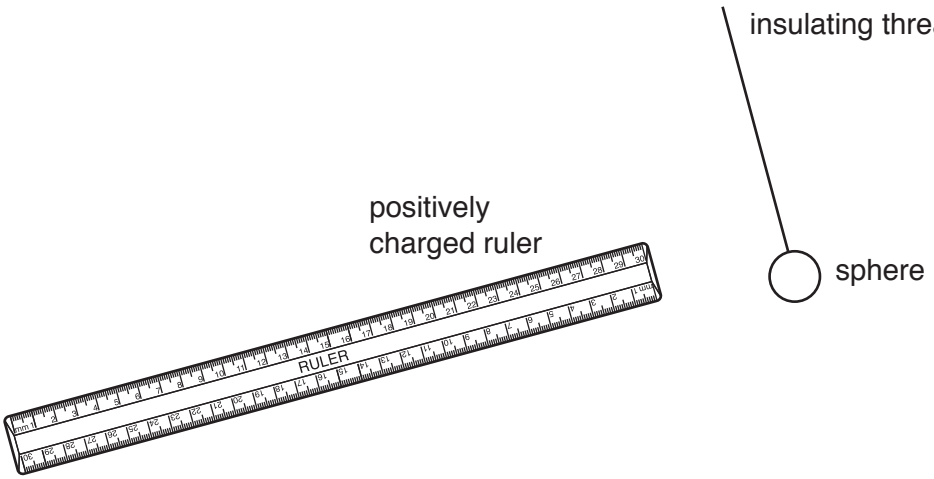

Fig. 9.2

(i) State what charge, if any, the sphere carries.

..... [1]

(ii) Explain your answer to **(b)(i)**.

..... [1]

[Total: 5]

View solution

10 Fig. 10.1 shows an incomplete circuit diagram for two identical lamps arranged in parallel. The circuit contains an ammeter and a voltmeter.

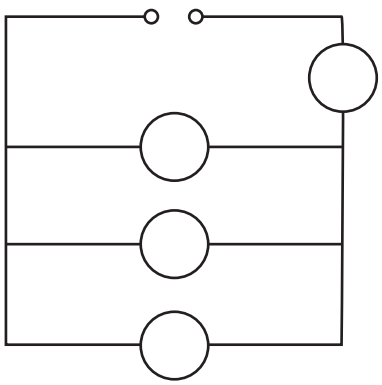

Fig. 10.1

View solution

(a) On Fig. 10.1, complete the symbols for two lamps, an ammeter and a voltmeter positioned correctly. [5]

(b) One of the lamps breaks.

View solution

State the effect, if any, this has on the brightness of the other lamp. Explain your answer.

effect .....

explanation .....

.....

[2]

[Total: 7]

© UCLES 2019

11 Fig. 11.1 shows a transformer that can provide two different output voltages from a 240 volt mains a.c. supply.

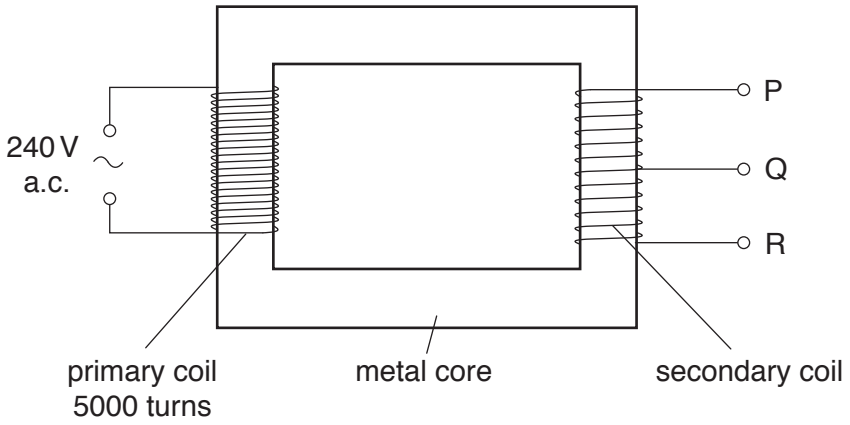

Fig. 11.1

In the transformer, the primary coil has 5000 turns.

The secondary coil has 250 turns between P and R.

(a) State the term used to describe this type of transformer.

View solution

..... [1]

(b) The primary and secondary coils are mounted on a metal core.

View solution

State the metal used for the core and explain why it is suitable.

metal .....

explanation .....

.....

[2]

(c) **(i)** The secondary coil has 125 turns between P and Q. Calculate the output voltage between connections P and Q.

View solution

voltage = ... V [3]

(ii) Compare the output voltage between P and Q with the output voltage between P and R.

Explain your answer.

View solution

comparison .....

explanation .....

[2]

[Total: 8]

12 (a) Radioactive emission is a random process.

View solution

Explain the meaning of the word *random*.

.....

..... [1]

(b) The table compares three types of radioactive emission.

View solution

emission	relative ionising ability	relative penetrating ability
alpha		
beta		
gamma		

Table 12.1

Complete the table by choosing words from the box.

high	low	medium

[3]

(c) A radioactive substance decays by emitting an α-particle.

View solution

An α-particle can be represented as ${}^{4}_{2}\alpha$.

Draw a labelled diagram showing the composition of an α-particle.

[3]

[Total: 7]

Permission to reproduce items where third-party owned material protected by copyright is included has been sought and cleared where possible. Every reasonable effort has been made by the publisher (UCLES) to trace copyright holders, but if any items requiring clearance have unwittingly been included, the publisher will be pleased to make amends at the earliest possible opportunity.

To avoid the issue of disclosure of answer-related information to candidates, all copyright acknowledgements are reproduced online in the Cambridge Assessment International Education Copyright Acknowledgements Booklet. This is produced for each series of examinations and is freely available to download at www.cambridgeinternational.org after the live examination series.

Cambridge Assessment International Education is part of the Cambridge Assessment Group. Cambridge Assessment is the brand name of the University of Cambridge Local Examinations Syndicate (UCLES), which itself is a department of the University of Cambridge.

© UCLES 2019