Cambridge Assessment International Education

Cambridge IGCSE™

CANDIDATE NAME									
CENTRE NUMBER						CANDIDATE NUMBER				

PHYSICS **0625/41**

Paper 4 Theory (Extended) **May/June 2020**

1 hour 15 minutes

You must answer on the question paper.

No additional materials are needed.

INSTRUCTIONS

- Answer **all** questions.
- Use a black or dark blue pen. You may use an HB pencil for any diagrams or graphs.
- Write your name, centre number and candidate number in the boxes at the top of the page.
- Write your answer to each question in the space provided.
- Do **not** use an erasable pen or correction fluid.
- Do **not** write on any bar codes.
- You may use a calculator.
- You should show all your working and use appropriate units.
- Take the weight of 1.0 kg to be 10 N (acceleration of free fall = 10 m / s^2).

INFORMATION

- The total mark for this paper is 80.
- The number of marks for each question or part question is shown in brackets [ ].

This document has **16** pages. Blank pages are indicated.

© UCLES 2020

1 An aeroplane of mass 2.5×10^5 kg lands with a speed of 62 m / s, on a horizontal runway at time $t = 0$. The aeroplane decelerates uniformly as it travels along the runway in a straight line until it reaches a speed of 6.0 m / s at $t = 35$ s.

View solution

(a) Calculate:

(i) the deceleration of the aeroplane in the 35 s after it lands

deceleration = ... [2]

(ii) the resultant force acting on the aeroplane as it decelerates

View solution

force = ... [2]

(iii) the momentum of the aeroplane when its speed is 6.0 m / s.

View solution

momentum = ... [2]

(b) At $t = 35$ s, the aeroplane stops decelerating and moves along the runway at a constant speed of 6.0 m / s for a further 15 s.

On Fig. 1.1, sketch the shape of the graph for the distance travelled by the aeroplane along the runway between $t = 0$ and $t = 50$ s. You are **not** required to calculate distance values.

View solution

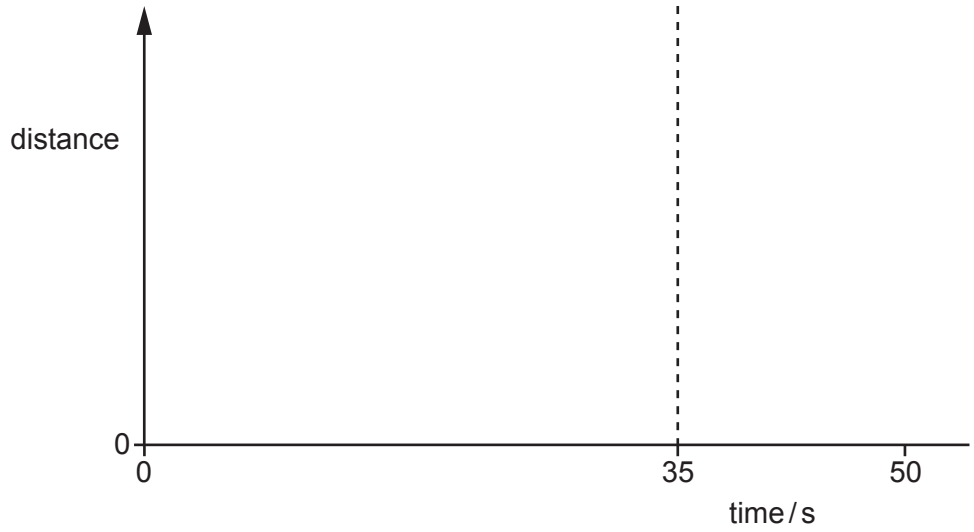

Fig. 1.1

[3]

© UCLES 2020

(c) As the aeroplane decelerates, its kinetic energy decreases.

View solution

Suggest what happens to this energy.

.....

..... [1]

[Total: 10]

2 Fig. 2.1 is the extension–load graph for a light spring S.

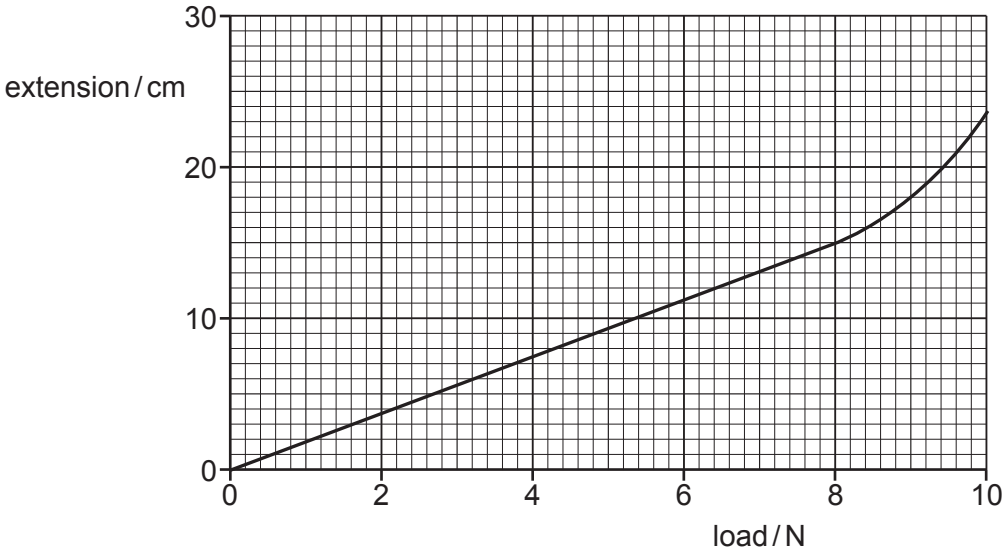

Fig. 2.1

(a) State the range of loads for which S obeys Hooke's law.

View solution

from ..... to ..... [1]

(b) Using information from Fig. 2.1, determine the spring constant *k* of spring S.

View solution

k = ... [2]

(c) A second spring, identical to spring S, is attached to spring S. The two springs are attached to a rod, as shown in Fig. 2.2. A load of 4.0 N is suspended from the bottom of spring S. The arrangement is in equilibrium.

View solution

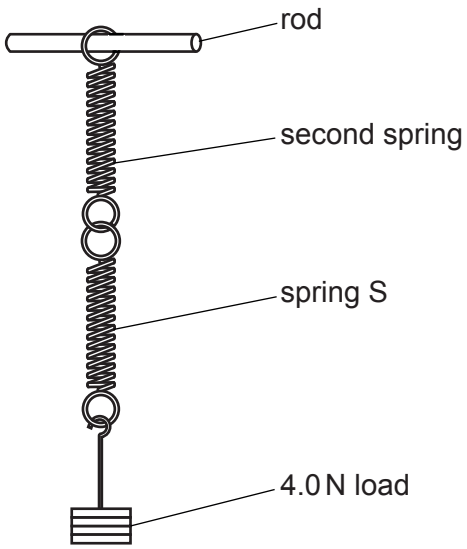

Fig. 2.2

(i) State the name of the form of energy stored in the two springs when they are stretched.

..... [1]

(ii) Determine the extension of the arrangement in Fig. 2.2.

View solution

extension = ... cm [1]

(iii) The load is carefully increased to 6.0 N in total.

Calculate the distance moved by the load to the new equilibrium position as the load increases from 4.0 N to 6.0 N.

View solution

distance moved = ... [1]

[Total: 6]

© UCLES 2020

3 Fig. 3.1 shows gas trapped in the sealed end of a tube by a dense liquid.

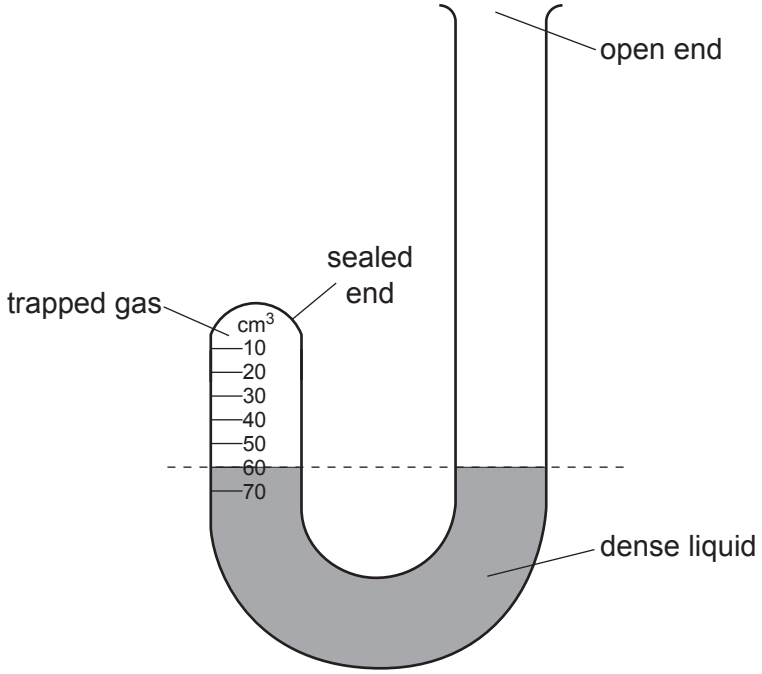

Fig. 3.1

The scale marked on the sealed end of the tube is calibrated to read the volume of gas trapped above the liquid surface. Fig. 3.1 shows that initially the volume V_1 of the gas is 60 cm^3.

The pressure of the atmosphere is 1.0×10^5 Pa.

View solution

(a) State how Fig. 3.1 shows that the pressure of the trapped gas is equal to the pressure of the atmosphere.

.....

..... [1]

(b) Explain, in terms of the momentum of its molecules, why the trapped gas exerts a pressure on the walls of the tube.

.....

.....

.....

..... [3]

View solution

(c) More of the dense liquid is poured into the open end of the tube. The level of the liquid surface in both the sealed and the open ends of the tube rises as shown in Fig. 3.2. The temperature of the trapped gas and atmospheric pressure both remain constant.

View solution

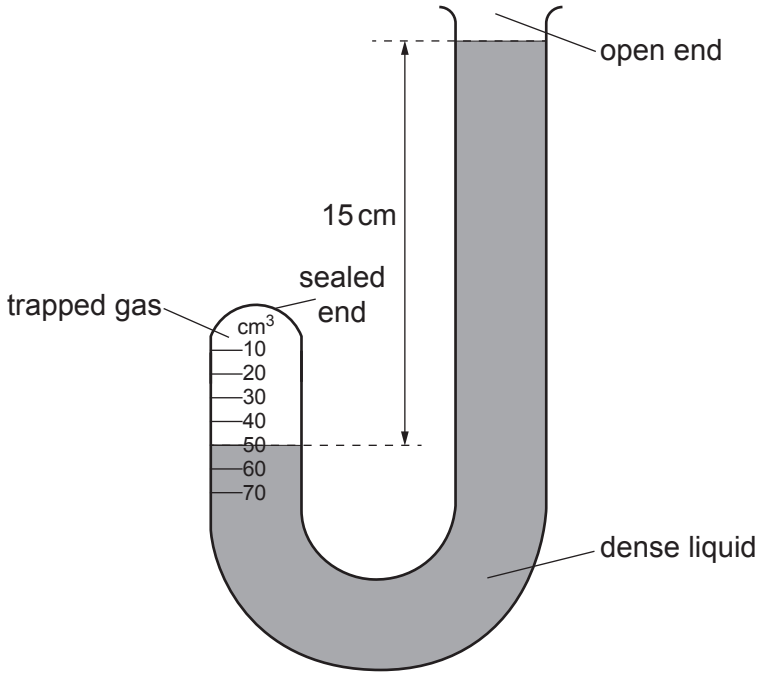

Fig. 3.2

(i) In the sealed end of the tube, the volume V_2 of the trapped gas is 50 cm^3. In the open end of the tube, the liquid surface is 15 cm above the new level in the sealed tube.

Calculate the pressure p_2 of the trapped gas.

pressure p_2 = ... [2]

(ii) Calculate the density of the liquid in the tube.

View solution

density = ... [2]

[Total: 8]

4 Water has a specific heat capacity of 4200 J / (kg °C) and a boiling point of 100 °C.

(a) State what is meant by *boiling point*.

View solution

.....

..... [1]

(b) A mass of 0.30 kg of water at its boiling point is poured into a copper container which is initially at 11 °C. After a few seconds, the temperature of the container and the water are both 95 °C.

(i) Calculate the energy transferred from the water.

View solution

energy transferred = ... [2]

(ii) Calculate the thermal capacity of the copper container.

View solution

thermal capacity of the copper container = ... [2]

(iii) Water from the container evaporates and the temperature of the remaining water decreases slowly.

Explain, in terms of molecules, why evaporation causes the temperature of the remaining water to decrease.

.....

.....

.....

..... [3]

[Total: 8]

View solution

5 The distance between the centre of a thin converging lens and each principal focus is 5.0 cm.

(a) Describe what is meant by the term *principal focus* for a thin converging lens.

View solution

.....

.....

..... [2]

(b) The lens is used as a magnifying glass to produce an image I of an object O.

View solution

(i) Underline the terms that describe the nature of the image produced by a magnifying glass. [2]

diminished **enlarged** **inverted** **real** **same size** **upright** **virtual**

(ii) Fig. 5.1 is a full-scale diagram of the lens and the image I.

View solution

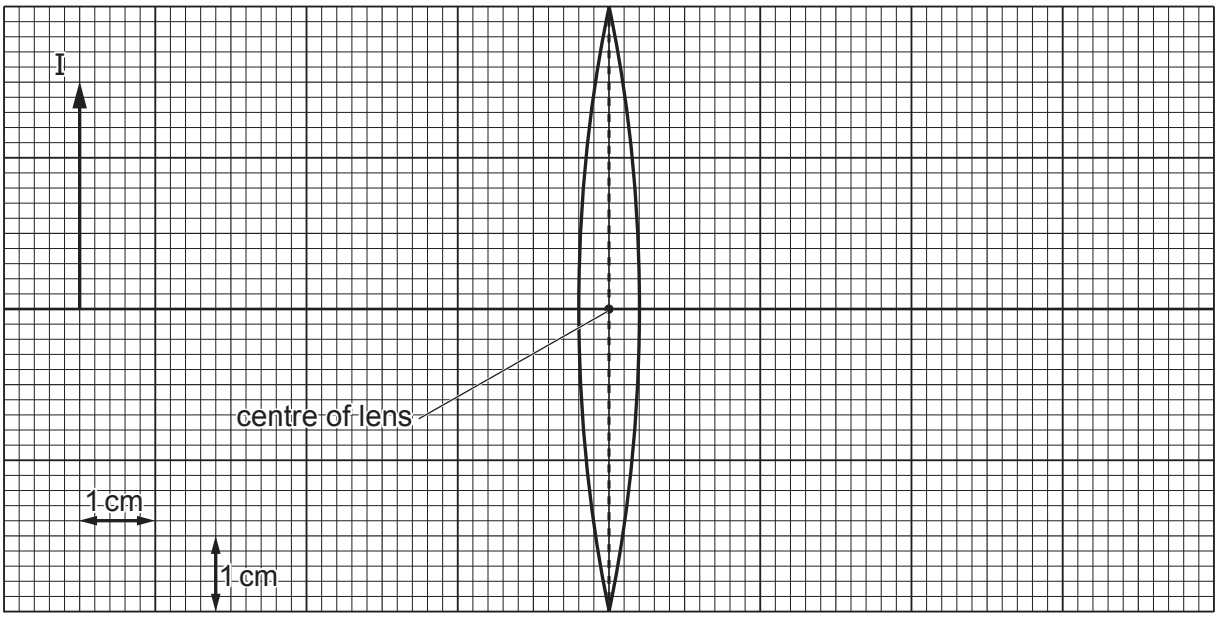

Fig. 5.1 (full-scale)

1. On Fig. 5.1, mark both principal focuses and label each of them F. [1]

2. By drawing on Fig. 5.1, find the position of object O and add object O to the diagram. [3]

(iii) Using Fig. 5.1, determine the distance of object O from the centre of the lens.

View solution

distance = ... [1]

[Total: 9]

© UCLES 2020

6 The speed of sound in air is 340 m / s.

(a) Calculate the range of wavelengths for sounds that are audible by a healthy human ear.

View solution

wavelengths range from ..... to ..... [2]

(b) Sound waves are longitudinal waves.

View solution

Describe how a longitudinal wave differs from a transverse wave.

.....

.....

.....

..... [3]

(c) Fig. 6.1 shows a band in front of a building.

View solution



Fig. 6.1

The drum produces a low frequency sound. Other musical instruments produce a high frequency sound. These sounds are equally loud.

A young man at the side of the building hears the drum but not the high frequency sounds from the other musical instruments.

Explain why this happens.

.....

.....

..... [3]

[Total: 8]

© UCLES 2020

7 An electromagnet consists of a solenoid X that is made of copper wire. The solenoid contains an iron core.

View solution

(a) Explain why:

(i) the structure of copper makes it a suitable material for the wire

.....

.....

..... [2]

(ii) iron is a suitable material for the core of an electromagnet.

View solution

.....

.....

..... [2]

(b) Fig. 7.1 shows the electromagnet inside a second solenoid Y.

View solution

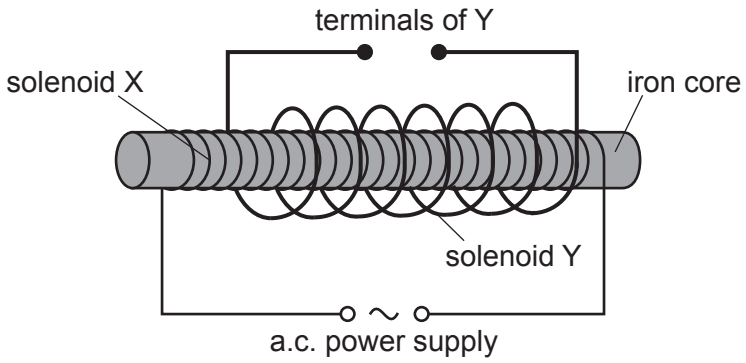

Fig. 7.1

(i) Describe and explain what happens in solenoid Y when solenoid X is connected to an alternating current (a.c.) power supply.

.....

.....

.....

..... [3]

(ii) A switch and a lamp are connected in series with the terminals of solenoid Y. When the switch is closed, the lamp lights up at normal brightness.

Describe and explain what happens to the current in solenoid X when the switch is closed.

.....

.....

..... [2]

[Total: 9]

8 The power supply used in an electric vehicle contains 990 rechargeable cells each of electromotive force (e.m.f.) 1.2 V.

The cells are contained in packs in which all the cells are in series with each other. The e.m.f. of each pack is 54 V.

(a) Calculate the number of packs in the power supply.


View solution

number of packs = ... [2]

(b) When in use, each pack supplies a current of 3.5 A.

(i) Calculate the rate at which each cell is transferring chemical energy to electrical energy.


View solution

rate of energy transfer = ... [2]

(ii) The packs are connected in parallel to supply a large current to drive the electric vehicle.

Explain why it is necessary to use thick wires to carry this current.


View solution

.....

.....

.....

..... [3]

[Total: 7]

9 **(a)** Describe how a digital signal differs from an analogue signal. You may draw a diagram.

View solution

.....

.....

..... [2]

(b) **(i)** In the appropriate box, draw the symbol for an AND gate and the symbol for an OR gate.

View solution

AND gate	OR gate

[1]

(ii) State how the behaviour of an AND gate differs from that of an OR gate.

View solution

.....

..... [1]

(c) An arrangement of logic gates A, B and C is shown in Fig. 9.1. The arrangement has two inputs, X and Y and two outputs P and Q.

View solution

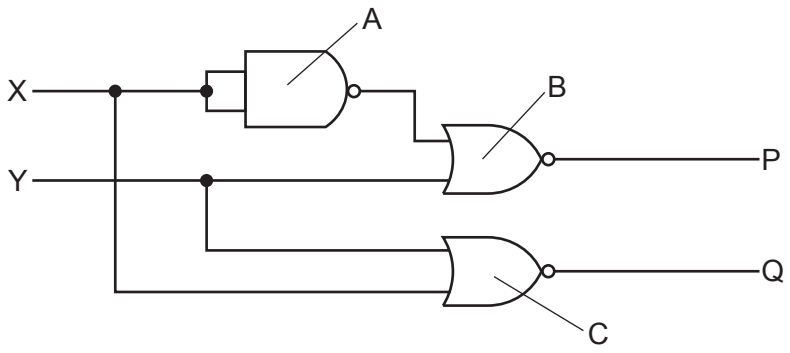

Fig. 9.1

Output P of logic gate B has logic state 1 (high).

(i) Determine the logic states of the two inputs of logic gate B.

upper input = ...

lower input = ...

[1]

(ii) Determine and explain the logic state of output Q.

View solution

.....

.....

.....

.....

logic state of Q = ... [3]

[Total: 8]

10 Fig. 10.1 represents a neutral atom of an isotope of element X.

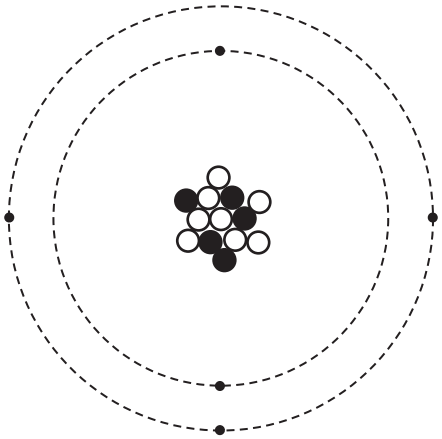

Fig. 10.1

View solution

(a) State **one** similarity between this atom and a neutral atom of a different isotope of element X.

.....

..... [1]

(b) The isotope of element X is radioactive. It decays to form an isotope of element Y by emitting a β-particle.

(i) Using Fig. 10.1 deduce the nuclide notation for the isotope of Y produced by this decay.

View solution

nuclide notation: $^{\cdots\cdots}_{\cdots\cdots}\mathrm{Y}$ [3]

(ii) β-particles ionise the air they pass through less strongly than the same number of α-particles.

Suggest why this is so.

View solution

.....

.....

..... [3]

[Total: 7]

© UCLES 2020

BLANK PAGE

Permission to reproduce items where third-party owned material protected by copyright is included has been sought and cleared where possible. Every reasonable effort has been made by the publisher (UCLES) to trace copyright holders, but if any items requiring clearance have unwittingly been included, the publisher will be pleased to make amends at the earliest possible opportunity.

To avoid the issue of disclosure of answer-related information to candidates, all copyright acknowledgements are reproduced online in the Cambridge Assessment International Education Copyright Acknowledgements Booklet. This is produced for each series of examinations and is freely available to download at www.cambridgeinternational.org after the live examination series.

Cambridge Assessment International Education is part of the Cambridge Assessment Group. Cambridge Assessment is the brand name of the University of Cambridge Local Examinations Syndicate (UCLES), which itself is a department of the University of Cambridge.

© UCLES 2020