Cambridge IGCSE

Cambridge International Examinations
Cambridge International General Certificate of Secondary Education

CANDIDATE NAME									
CENTRE NUMBER						CANDIDATE NUMBER				

PHYSICS **0625/31**

Paper 3 Theory (Core) **October/November 2017**

1 hour 15 minutes

Candidates answer on the Question Paper.

No Additional Materials are required.

READ THESE INSTRUCTIONS FIRST

Write your Centre number, candidate number and name on all the work you hand in.
Write in dark blue or black pen.
You may use an HB pencil for any diagrams or graphs.
Do not use staples, paper clips, glue or correction fluid.
DO **NOT** WRITE IN ANY BARCODES.

Answer **all** questions.
Electronic calculators may be used.
You may lose marks if you do not show your working or if you do not use appropriate units.
Take the weight of 1.0 kg to be 10 N (acceleration of free fall = 10 m/s^2).

At the end of the examination, fasten all your work securely together.
The number of marks is given in brackets [ ] at the end of each question or part question.

The syllabus is approved for use in England, Wales and Northern Ireland as a Cambridge International Level 1/Level 2 Certificate.

This document consists of **19** printed pages and **1** blank page.

© UCLES 2017

CAMBRIDGE International Examinations

1 A student clamps a metre rule to the end of a bench, as shown in Fig. 1.1. He attaches a mass to the end of the rule.

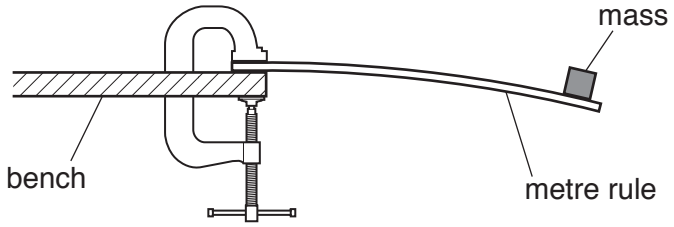

Fig. 1.1

The student displaces the end of the rule by a small distance. The rule oscillates up and down. The student measures the time for ten complete oscillations.

(a) State the name of a measuring device for timing the oscillations.

View solution

..... [1]

(b) State a reason why the student measures the time for ten oscillations, rather than for one.

..... [1]

(c) The student repeats the procedure. His results are shown in the table.

View solution

results	time for ten complete oscillations / seconds
1st	3.93
2nd	4.07
3rd	3.55
4th	3.99

(i) One of the results is incorrect. On the table, draw a ring around the incorrect result. [1]

(ii) Calculate the average value for the time for ten complete oscillations.

View solution

average time = ... s [2]

(iii) Determine the time for one complete oscillation. State your answer to two significant figures.

time = ... s [1]

[Total: 6]

View solution

© UCLES 2017

2 Fig. 2.1 shows a river flowing through a village. There are two bridges across the river.

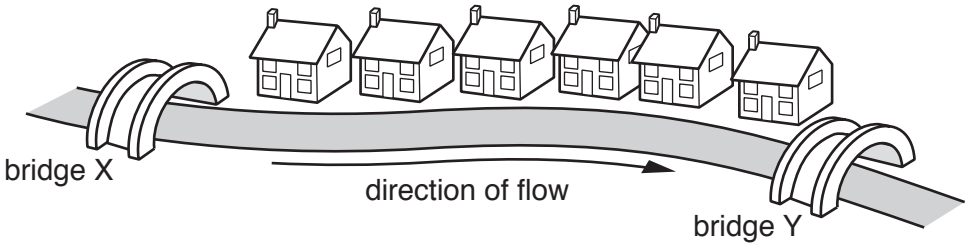

Fig. 2.1

Two students plan to measure the speed of a stick as it floats on the river between bridge X and bridge Y.

(a) The students plan to drop a stick into the middle of the river from bridge X. The stick moves with the water between bridge X and bridge Y.

View solution

Describe how the students can determine the average speed of the stick.

.....

.....

.....

.....

.....

.....

.....

..... [4]

(b) The stick moves with constant speed.
One statement correctly describes the horizontal forces acting on the stick.

View solution

Put a tick (✓) in the box next to the correct statement.

- ☐ Only a forward force acts.
- ☐ The forward force and the backward force are equal.
- ☐ The forward force is greater than the backward force.
- ☐ The backward force is greater than the forward force.

[1]

[Total: 5]

© UCLES 2017

3 Fig 3.1 shows a warning marker floating on the surface of a lake.

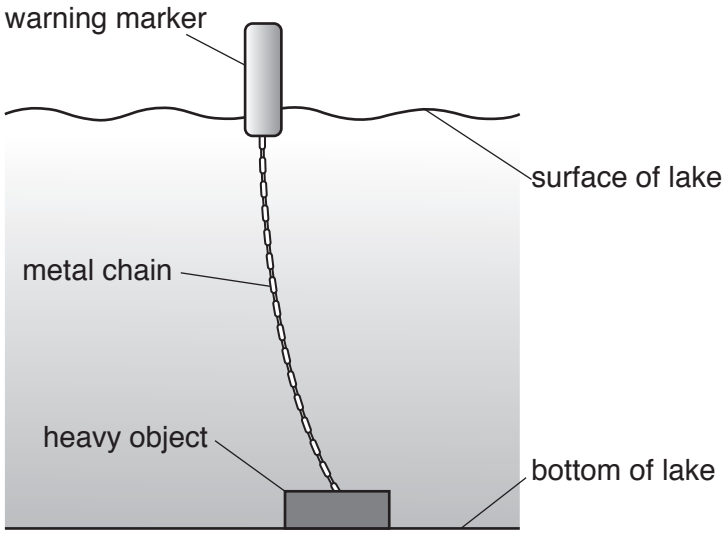

Fig. 3.1

The marker is attached by a metal chain to a heavy object on the bottom of the lake.

(a) Fig. 3.2 shows the forces acting on the marker at one moment in time.

View solution



Fig. 3.2

Calculate the resultant force on the marker.

resultant force = ... N

direction = ...

[2]

(b) Fig. 3.3 shows part of the metal chain. It is made from small metal loops.

View solution

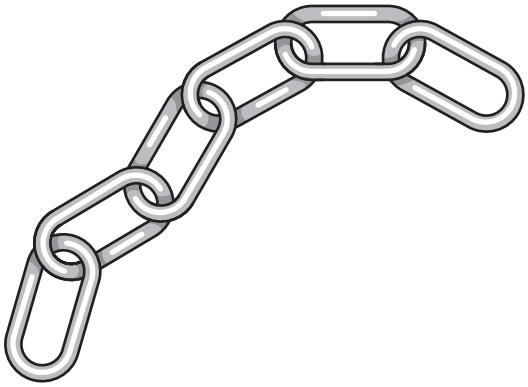

Fig. 3.3

A damaged loop is removed from the chain. Describe a method to determine the density of the metal from which the loops are made.

.....

.....

.....

.....

.....

.....

..... [5]

[Total: 7]

4 Fig. 4.1 shows two methods for generating electricity using renewable sources.



Fig. 4.1a



Fig. 4.1b

Fig. 4.1

(a) Name the energy source for each method.

View solution

In Fig. 4.1a, the energy source is .....

In Fig. 4.1b, the energy source is .....

[2]

(b) **(i)** State **two** advantages of using renewable sources for generating electricity compared to using a coal-fired power station.

1. .....

.....

2. .....

..... [2]

(ii) State **one** disadvantage of using renewable sources for generating electricity compared to using a coal-fired power station.

.....

..... [1]

[Total: 5]

View solution

5 Complete the sentences. Choose from the words in the box.

solid	liquid	gas

The words may be used once, more than once or not at all.

View solution

(a) The atoms are usually arranged in regular patterns in a ..... . [1]

View solution **(b)** The state of matter with the lowest density is a ..... . [1]

(c) Evaporation takes place when the most energetic molecules leave the surface of a ..... . View solution [1]

(d) A small force can change the volume of a ..... . [1]

[Total: 4]

View solution

6 **(a)** Fig. 6.1 shows a ray of light inside a semi-circular glass block.

View solution

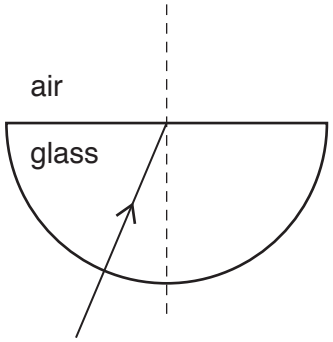

Fig. 6.1

The angle of incidence at the straight surface is **less** than the critical angle for the glass.

On Fig. 6.1, continue the path of the ray. [2]

(b) Fig. 6.2 shows another ray of light inside a semi-circular glass block.

View solution

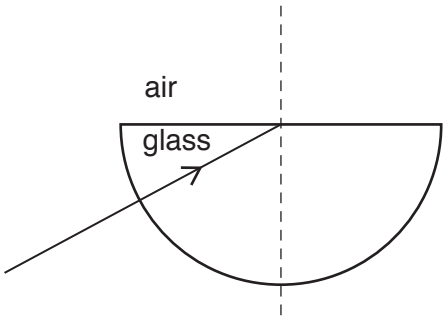

Fig. 6.2

The angle of incidence at the straight surface is **greater** than the critical angle for the glass.

(i) On Fig. 6.2, continue the path of the ray. [2]

(ii) State the term used to describe what happens to the light when it strikes the straight surface in Fig. 6.2.

..... [1]

View solution

© UCLES 2017

(c) A wave on the surface of water approaches a barrier. There is a small gap in the barrier, as shown in Fig. 6.3.

View solution

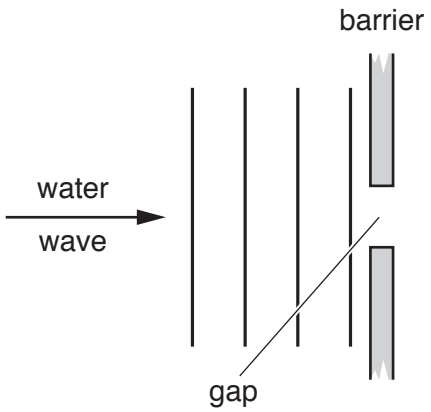

Fig. 6.3

On Fig. 6.3, draw **three** wavefronts that have passed through the gap. [2]

[Total: 7]

© UCLES 2017

7 **(a)** Fig. 7.1 shows a man listening to a radio.

View solution

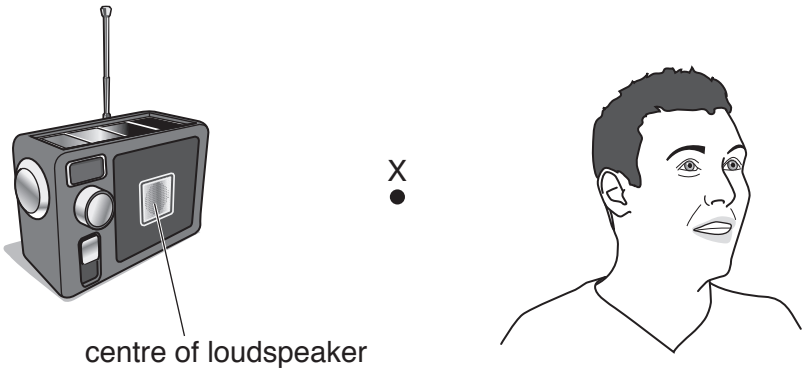

Fig. 7.1

(i) Sound from the radio makes an air particle at X vibrate.

On Fig. 7.1 draw two arrows on point X to show the directions of vibration of the air particle. [2]

(ii) Which of these terms correctly describes the sound wave?

Tick **one** box.

- ☐ transverse
- ☐ longitudinal
- ☐ electromagnetic [1]

(iii) Suggest a value for the frequency of the sound that the man can hear. State the unit.

frequency = ... [2]

(iv) Explain why the man cannot hear ultrasound.

.....

..... [1]

© UCLES 2017

(b) Fig. 7.2 shows a distance-time graph for ultrasound travelling in sea-water.

View solution

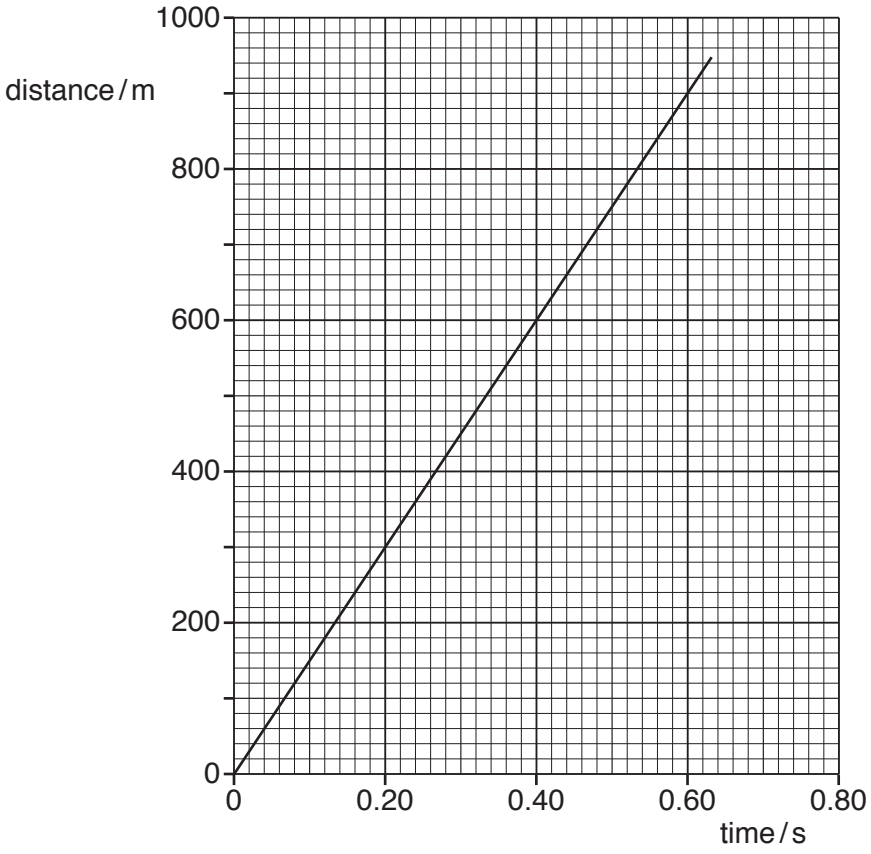

Fig. 7.2

(i) Use the graph to calculate the speed of ultrasound in sea-water.

speed = ... m / s [2]

(ii) A scientist measures the depth of the sea by using ultrasound. She sends a pulse of ultrasound from the ship to the seabed. It reflects from the seabed as shown in Fig. 7.3.

View solution

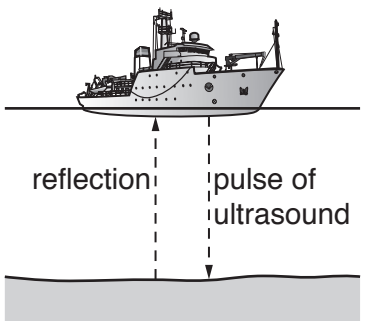

Fig. 7.3

The time taken between sending a pulse and receiving the echo is 0.60 s. Use the graph to determine the depth of the sea.

depth = ... m [2]

[Total: 10]

8 Fig. 8.1 shows a plotting compass and a bar magnet. The plotting compass consists of a small magnet in the shape of an arrow. The arrow can rotate freely on a pivot.

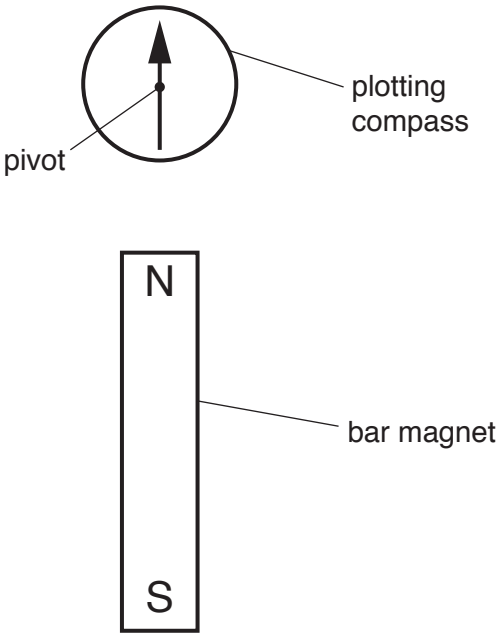

Fig. 8.1

(a) Describe how to use this apparatus to identify the magnetic field pattern of the bar magnet.

.....

.....

.....

.....

.....

..... [3]

View solution

(b) Fig. 8.2 shows a bar magnet.

View solution



Fig. 8.2

On Fig. 8.2 draw the magnetic field pattern around the bar magnet. Use arrows to show the direction of the field. [3]

[Total: 6]

© UCLES 2017

9 A student investigates how the resistance of a thermistor changes with temperature.
Fig. 9.1 shows part of the circuit the student uses.

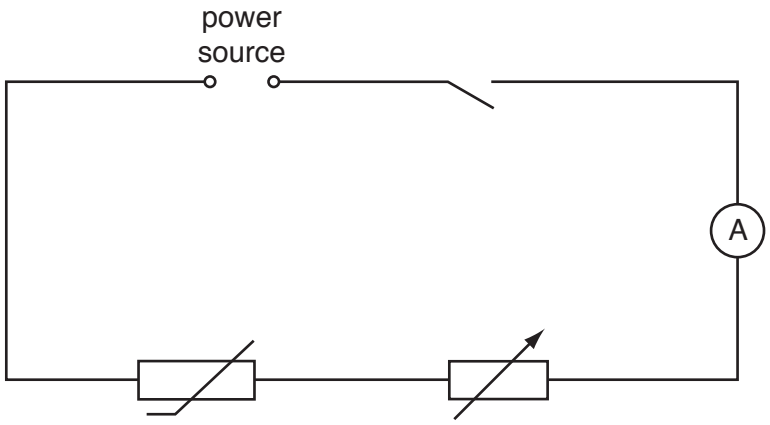

Fig. 9.1

View solution

(a) (i) On Fig. 9.1, label the thermistor. [1]

(ii) The student measures the potential difference (p.d.) across the thermistor.
On Fig. 9.1, draw a voltmeter symbol, correctly connected, to measure this potential difference. [2]

View solution

(b) The student varies the temperature of the thermistor and measures the current in it.
Some of the results are shown in the table.

temperature of thermistor / °C	20	40	60	80
current in thermistor / A	0.005	0.010	0.040	

(i) The potential difference across the thermistor is 6.0 V.

Calculate the resistance of the thermistor when its temperature is 40 °C.

resistance = ... Ω [3]

(ii) Describe and explain what happens to the current in the thermistor as the temperature of the thermistor rises.

.....

.....

..... [2]

(iii) Suggest a value for the current in the thermistor at 80 °C.

.....A [1]

(c) At a different temperature, the resistance of the thermistor is 300 Ω and the resistance of the variable resistor is 400 Ω.


View solution

Calculate the value of their combined resistance.

combined resistance = ... Ω [1]

[Total: 10]

10 (a) A student investigates electromagnetic induction.

View solution

Fig. 10.1 shows the arrangement she uses.

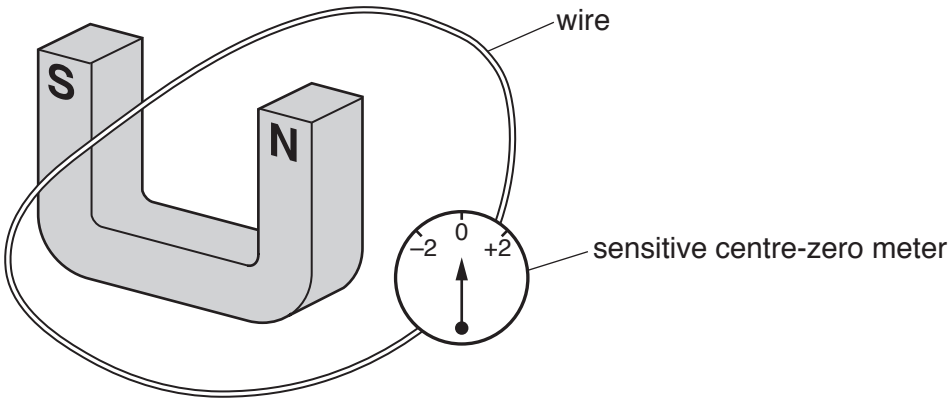

Fig. 10.1

When the student holds the wire stationary, as shown in Fig. 10.1, the reading on the meter is zero.
She moves the wire down between the poles of the magnet. Then she holds it stationary and then moves it up.

(i) The meter measures the size and direction of the induced electromotive force (e.m.f.). On Fig. 10.2, draw the position of the pointer on the meter at each stage.

One has been done for you.

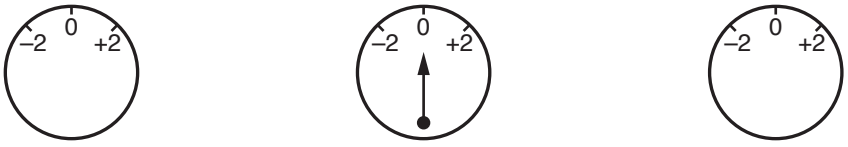

wire moving down wire stationary wire moving up

[2]

Fig. 10.2

(ii) Describe how the student could increase the size of the induced electromotive force (e.m.f.).

.....

.....

..... [2]

View solution

(b) A transformer is used near a power station.
There are 60 turns on the input coil and 660 turns on the output coil.
The input voltage is 25 000 V.

View solution

Calculate the output voltage.

output voltage = ... V [3]

(c) State **two** advantages of high-voltage transmission of electrical energy.

View solution

1. .....

2. ..... [2]

[Total: 9]

11 A nucleus of polonium-210 can be represented as $^{210}_{84}Po$.

View solution

(a) (i) State the number of protons in a nucleus of polonium-210 ..... [1]

(ii) State the number of neutrons in a nucleus of polonium-210 ..... [1]

(iii) State the number of electrons in a neutral atom of polonium-210 ..... [1]

(b) Polonium-210 is radioactive. When polonium-210 decays it emits alpha radiation.

View solution

Name two other types of radiation emitted when radioactive elements decay.

..... and ..... [1]

(c) Polonium-210 has a half-life of 138 days.

View solution

A sample of polonium-210 has a mass of 0.4 g.

Calculate the time for the sample to decay until only 0.1 g of polonium-210 remains.

time = ... days [3]

[Total: 7]

© UCLES 2017

12 A scientist needs to reduce the risks when working with radioactive sources.

(a) Explain why radioactive sources can be dangerous.

View solution

.....

.....

..... [2]

(b) Describe how to reduce the risks when working with radioactive sources.

View solution

.....

.....

.....

..... [2]

[Total: 4]

BLANK PAGE

Permission to reproduce items where third-party owned material protected by copyright is included has been sought and cleared where possible. Every reasonable effort has been made by the publisher (UCLES) to trace copyright holders, but if any items requiring clearance have unwittingly been included, the publisher will be pleased to make amends at the earliest possible opportunity.

To avoid the issue of disclosure of answer-related information to candidates, all copyright acknowledgements are reproduced online in the Cambridge International Examinations Copyright Acknowledgements Booklet. This is produced for each series of examinations and is freely available to download at www.cie.org.uk after the live examination series.

Cambridge International Examinations is part of the Cambridge Assessment Group. Cambridge Assessment is the brand name of University of Cambridge Local Examinations Syndicate (UCLES), which is itself a department of the University of Cambridge.

© UCLES 2017