Cambridge Assessment International Education

Cambridge IGCSE™

CANDIDATE NAME									
CENTRE NUMBER						CANDIDATE NUMBER			

PHYSICS **0625/31**

Paper 3 Theory (Core) **October/November 2022**

1 hour 15 minutes

You must answer on the question paper.

No additional materials are needed.

INSTRUCTIONS

- Answer **all** questions.
- Use a black or dark blue pen. You may use an HB pencil for any diagrams or graphs.
- Write your name, centre number and candidate number in the boxes at the top of the page.
- Write your answer to each question in the space provided.
- Do **not** use an erasable pen or correction fluid.
- Do **not** write on any bar codes.
- You may use a calculator.
- You should show all your working and use appropriate units.
- Take the weight of 1.0 kg to be 10 N (acceleration of free fall = 10 m / s^2).

INFORMATION

- The total mark for this paper is 80.
- The number of marks for each question or part question is shown in brackets [ ].

This document has **16** pages. Any blank pages are indicated.

© UCLES 2022

1 Fig. 1.1 shows a measuring cylinder containing some water.

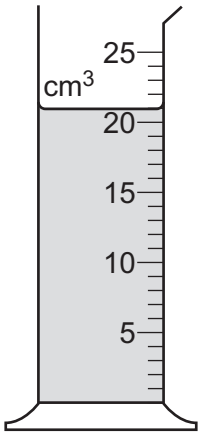

Fig. 1.1

View solution

(a) State the volume of the water in the measuring cylinder.

volume = ... cm^3 [1]

(b) A student adds 20 drops of water to the water that is in the measuring cylinder in Fig. 1.1. The new volume of water in the measuring cylinder is 25 cm^3.

View solution

Calculate the average volume of one drop of water.

average volume of one drop = ... cm^3 [4]

(c) A student has a measuring cylinder and a small, irregularly shaped piece of metal. The piece of metal can easily fit into the measuring cylinder.

Describe how the student can use the measuring cylinder and some water to find the volume of the metal.

.....

.....

.....

.....

..... [4]

[Total: 9]

View solution

2 Fig. 2.1 shows the horizontal forces acting on a car.



Fig. 2.1 (not to scale)

(a) Calculate the resultant horizontal force on the car.

View solution

size of force = ... N

direction .....

[3]

(b) A student uses a digital stop-watch to measure the time for the car to travel 100 m.

View solution

Fig. 2.2 shows the time reading on the stop-watch.



Fig. 2.2

(i) Using the information in Fig. 2.2, state the time taken to travel 100 m.

time to travel 100 m = ... s [1]

(ii) The car takes 12.8 s to travel the next 200 m.

View solution

Calculate the average speed of the car for this 200 m.

average speed = ... m/s [3]

(c) Fig. 2.3 shows the speed–time graph for another car.

View solution

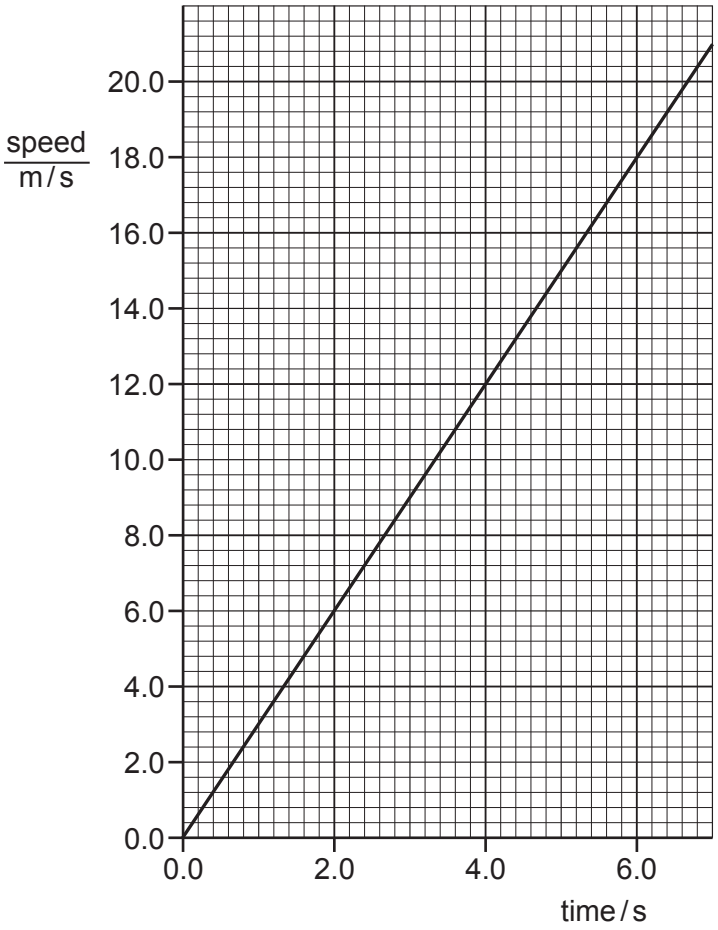

Fig. 2.3

Calculate the distance travelled by this car between time = 2.0 s and time = 6.0 s.

distance travelled = ... m [3]

[Total: 10]

© UCLES 2022

3 A sailor uses a winch to raise a sail on a boat. Fig. 3.1 shows the sailor turning the winch.



Fig. 3.1

(a) The sailor applies a force of 200 N at a distance of 30 cm from the pivot in the winch, as shown in Fig. 3.2.

View solution

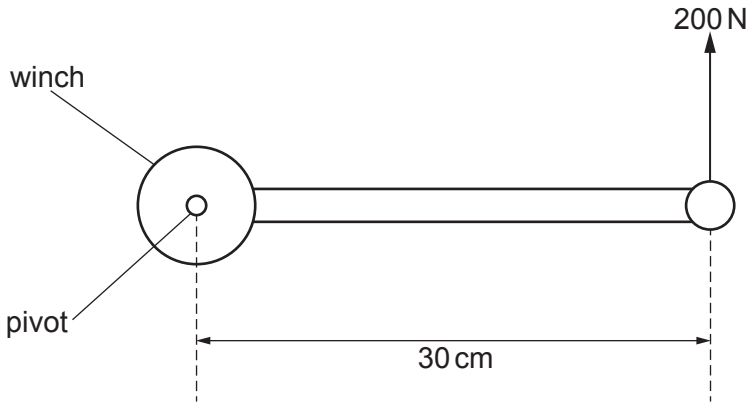

Fig. 3.2

Calculate the moment of this force about the pivot.

moment of force = ... N cm [3]

(b) (i) Describe **two** useful energy transfers when the sailor uses the winch to raise the sail.

1 .....

2 .....
[2]

(ii) Describe **one** non-useful energy transfer when the sailor uses the winch to raise the sail.

..... [1]

[Total: 6]

View solution

4 **(a)** A student has an object with a mass of 5.0 kg.

View solution

Calculate the weight of the object.

weight of object = ... N [2]

(b) The student lifts the 5.0 kg object from the floor onto a table. He does 75 J of work on the object in lifting it onto the table.

State the amount of gravitational potential energy gained by the object due to being lifted onto the table.

View solution

gravitational potential energy gained by object = ... J [1]

(c) The weight of a table is 280 N. The table has four legs. The area of each table leg in contact with the floor is 18 cm^2.

View solution

Calculate the pressure of the table on the floor. Give the correct unit.

pressure on the floor = ... unit ..... [5]

[Total: 8]

© UCLES 2022

5 An engineer measures the pressure of the gas in a gas bottle. Fig. 5.1 shows the measuring device he uses, connected to the gas bottle.

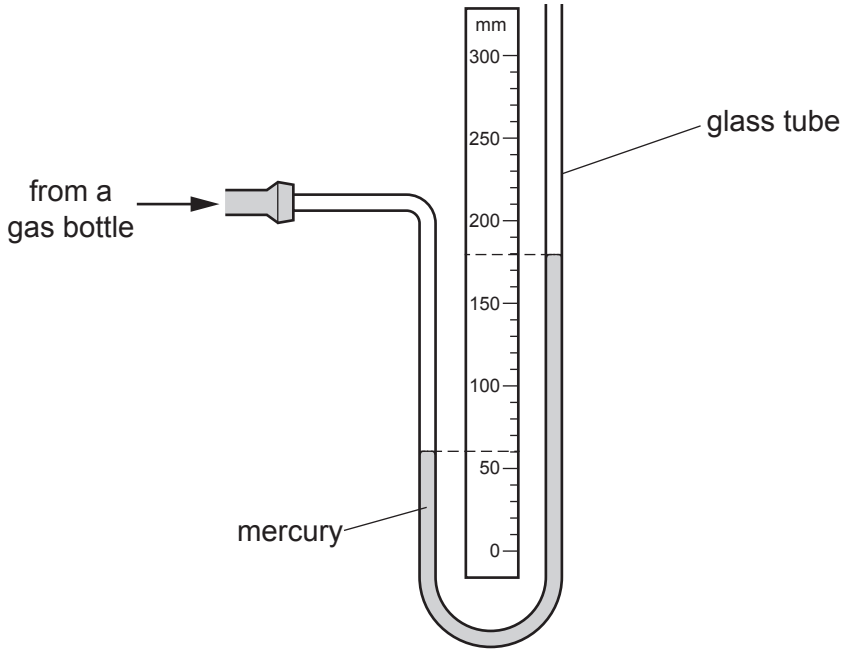

Fig. 5.1

(a) (i) Atmospheric pressure is 756 mm of mercury.

Calculate the pressure of the gas in the gas bottle.

pressure of gas = ... mm of mercury [3]

(ii) State the name of the measuring device shown in Fig. 5.1.

..... [1]

(b) Some gas is trapped in a cylinder fitted with a moveable piston. Fig. 5.2 shows the arrangement.

View solution

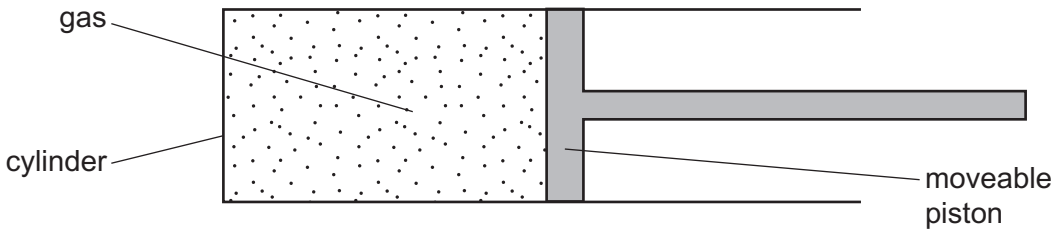

Fig. 5.2

(i) Describe how the gas exerts a pressure on the cylinder.

Use your ideas about molecules.

.....

..... [2]

(ii) The piston moves and increases the volume occupied by the gas. The temperature of the gas remains constant. Fig. 5.3 shows the new position of the piston.

View solution

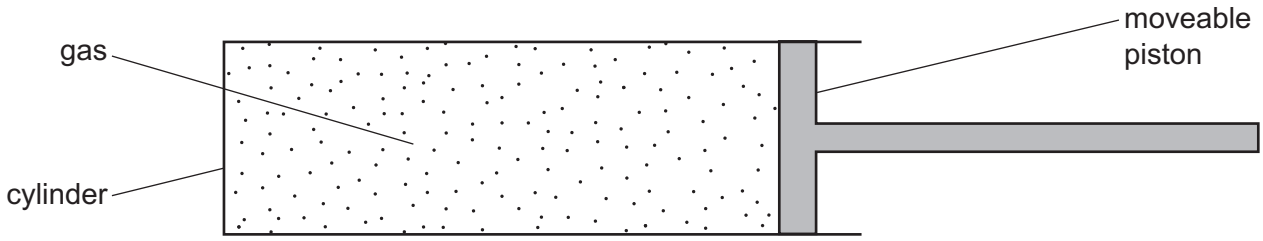

Fig. 5.3

State and explain what happens to the pressure of the gas on the cylinder.

.....

..... [2]

[Total: 8]

6 A student investigates wave properties. He uses waves on the surface of a tank of water to show the properties.

(a) The waves move from deep water to shallow water. Fig. 6.1 shows the wavefronts.

View solution

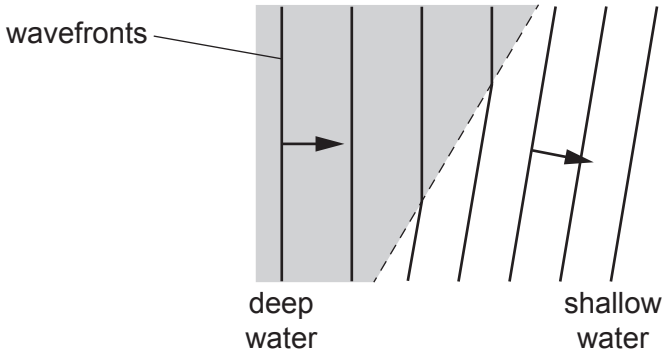

Fig. 6.1

(i) State the name of the effect shown in Fig. 6.1.

..... [1]

(ii) When the wave passes from deep water to shallow water, two of its properties change.

Describe how **one** of these properties changes.

View solution

property .....

change in property .....

[2]

(b) The student notes that it takes 10 s to produce 25 complete waves in the water tank.

View solution

Calculate the frequency of the waves.

frequency of waves = ... Hz [3]

(c) Waves on the surface of water are transverse waves.

View solution

(i) State **one** other example of a transverse wave.

..... [1]

(ii) Describe the vibration of particles in a transverse wave.

View solution

.....

..... [2]

[Total: 9]

© UCLES 2022

7 **(a)** A student has a bar magnet and a metal bar with ends X and Y. The student moves each pole of the bar magnet, in turn, to be close to end X of the metal bar.

View solution

Fig. 7.1 and Fig. 7.2 show the force between the magnet and the bar in each case.

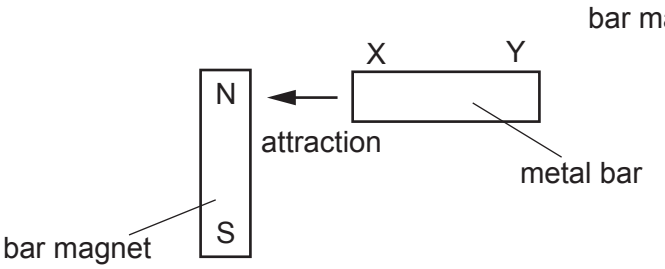

Fig. 7.1

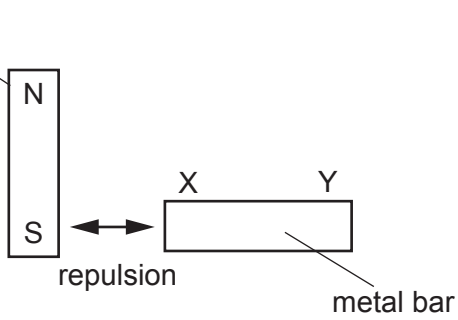

Fig. 7.2

State and explain what you can deduce about the metal bar.

Use the information shown in Fig. 7.1 and Fig. 7.2.

.....

.....

..... [2]

(b) Fig. 7.3 shows two bar magnets on a piece of card.

View solution

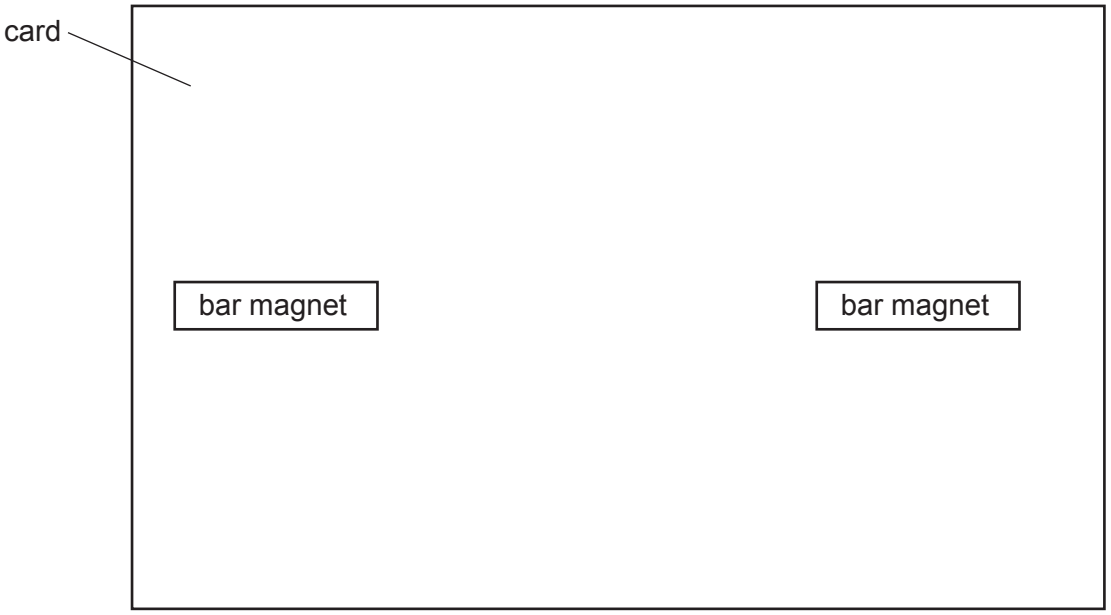

Fig. 7.3

Describe an experiment to show the pattern of the magnetic field between the bar magnets.

.....

.....

..... [3]

[Total: 5]

© UCLES 2022

8 Fig. 8.1 shows an electric circuit set up by a student.

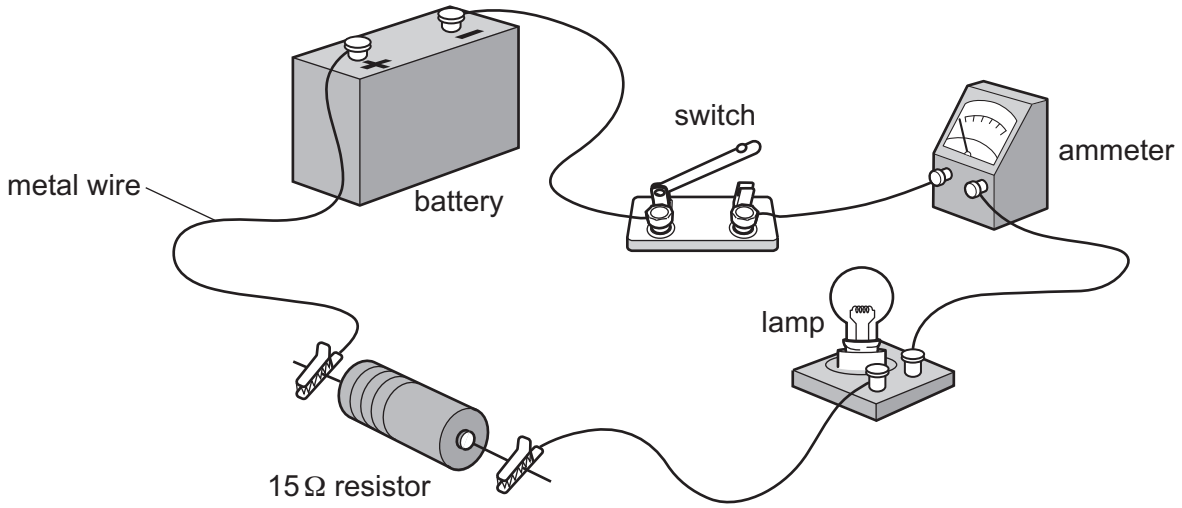

Fig. 8.1

(a) Using standard symbols, draw a circuit diagram for the student's circuit.

View solution

[4]

(b) When the switch is closed there is a current in the circuit.

View solution

State the name of the particles flowing in the metal wire.

..... [1]

(c) The current in the 15 Ω resistor in Fig. 8.1 is 0.40 A when the switch is closed.

View solution

Calculate the potential difference (p.d.) across the 15 Ω resistor.

p.d. across resistor = ... V [3]

[Total: 8]

© UCLES 2022

9 Fig. 9.1 shows a transformer used on a building site.

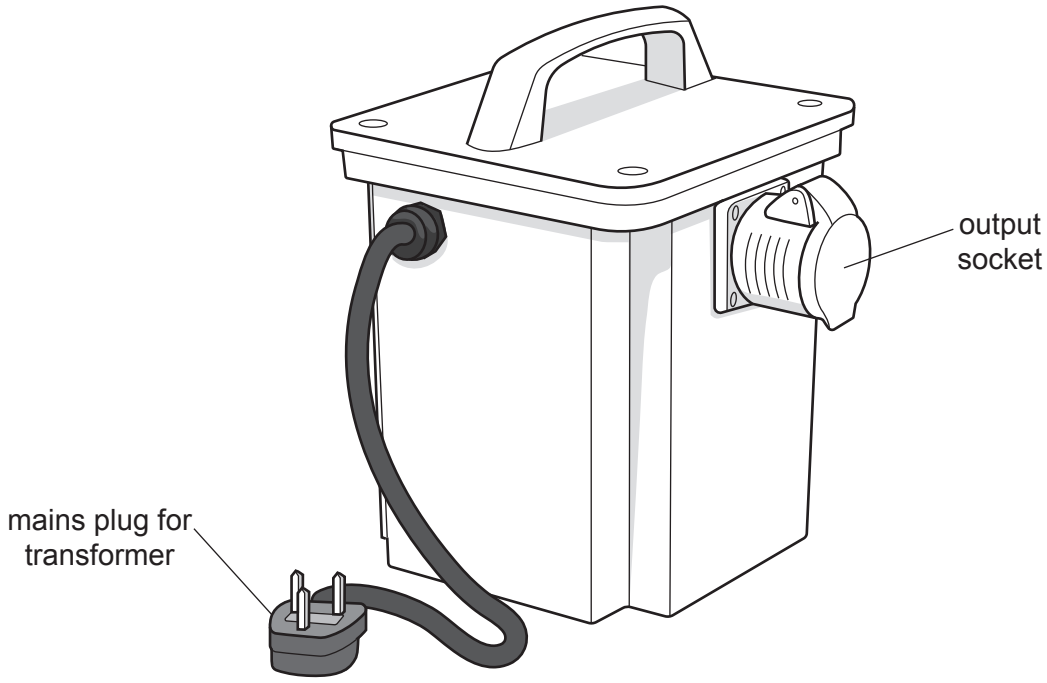

Fig. 9.1

(a) The mains plug for the transformer contains a fuse.

View solution

(i) Give a reason why the plug includes a fuse.

..... [1]

(ii) Explain how a fuse works.

View solution

.....

..... [2]

(b) The mains input (primary) potential difference (p.d.) to the transformer is 230 V a.c.

The number of turns on the input (primary) coil is 314. The number of turns on the output (secondary) coil is 150.

Calculate the output (secondary) p.d. from the transformer.

View solution

output p.d. = ... V [3]

© UCLES 2022

(c) Fig. 9.2 shows an outline of the transformer.

View solution

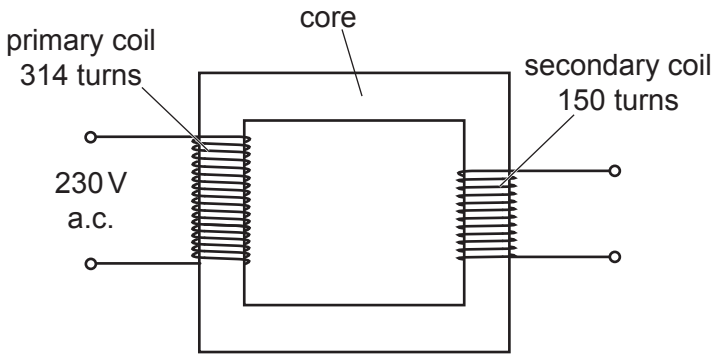

Fig. 9.2

(i) State a suitable material for the core of the transformer.

..... [1]

(ii) State a suitable material for the primary and secondary coils of the transformer. View solution

..... [1]

(iii) Explain how Fig. 9.2 shows a step-down transformer.

..... [1]

[Total: 9]

View solution

10 (a) α (alpha)-particles, β (beta)-particles and γ (gamma)-rays have different characteristics.

Complete Table 10.1 by indicating with a tick (✓) the correct type of radiation for each characteristic. The first row is done for you.

View solution

Table 10.1

characteristic	type of radiation		
	α (alpha)-particles	β (beta)-particles	γ (gamma)-rays
electromagnetic wave			✓
least ionising			
least penetrating			
a helium nucleus			
negatively charged			

[3]

(b) The nucleus of an isotope of plutonium has 94 protons and 147 neutrons. The chemical symbol for plutonium is Pu.

View solution

Write the nuclide notation that describes this nucleus.

[2]

(c) A sample contains 8.0×10^{12} atoms of a radioactive isotope of plutonium.
The half-life of this isotope of plutonium is 14 years.

View solution

Calculate the number of atoms of this isotope of plutonium remaining in the sample after 28 years.

number of atoms of plutonium remaining = ... [3]

[Total: 8]

© UCLES 2022

BLANK PAGE

Permission to reproduce items where third-party owned material protected by copyright is included has been sought and cleared where possible. Every reasonable effort has been made by the publisher (UCLES) to trace copyright holders, but if any items requiring clearance have unwittingly been included, the publisher will be pleased to make amends at the earliest possible opportunity.

To avoid the issue of disclosure of answer-related information to candidates, all copyright acknowledgements are reproduced online in the Cambridge Assessment International Education Copyright Acknowledgements Booklet. This is produced for each series of examinations and is freely available to download at www.cambridgeinternational.org after the live examination series.

Cambridge Assessment International Education is part of Cambridge Assessment. Cambridge Assessment is the brand name of the University of Cambridge Local Examinations Syndicate (UCLES), which is a department of the University of Cambridge.

© UCLES 2022