Cambridge Assessment International Education

Cambridge IGCSE™

CANDIDATE NAME									
CENTRE NUMBER						CANDIDATE NUMBER			

PHYSICS **0625/33**

Paper 3 Theory (Core) **October/November 2023**

1 hour 15 minutes

You must answer on the question paper.

No additional materials are needed.

INSTRUCTIONS

- Answer **all** questions.
- Use a black or dark blue pen. You may use an HB pencil for any diagrams or graphs.
- Write your name, centre number and candidate number in the boxes at the top of the page.
- Write your answer to each question in the space provided.
- Do **not** use an erasable pen or correction fluid.
- Do **not** write on any bar codes.
- You may use a calculator.
- You should show all your working and use appropriate units.
- Take the weight of 1.0 kg to be 9.8 N (acceleration of free fall = 9.8 m / s^2).

INFORMATION

- The total mark for this paper is 80.
- The number of marks for each question or part question is shown in brackets [ ].

This document has **16** pages.

© UCLES 2023

1 Fig. 1.1 shows the speed–time graph for a bus journey.

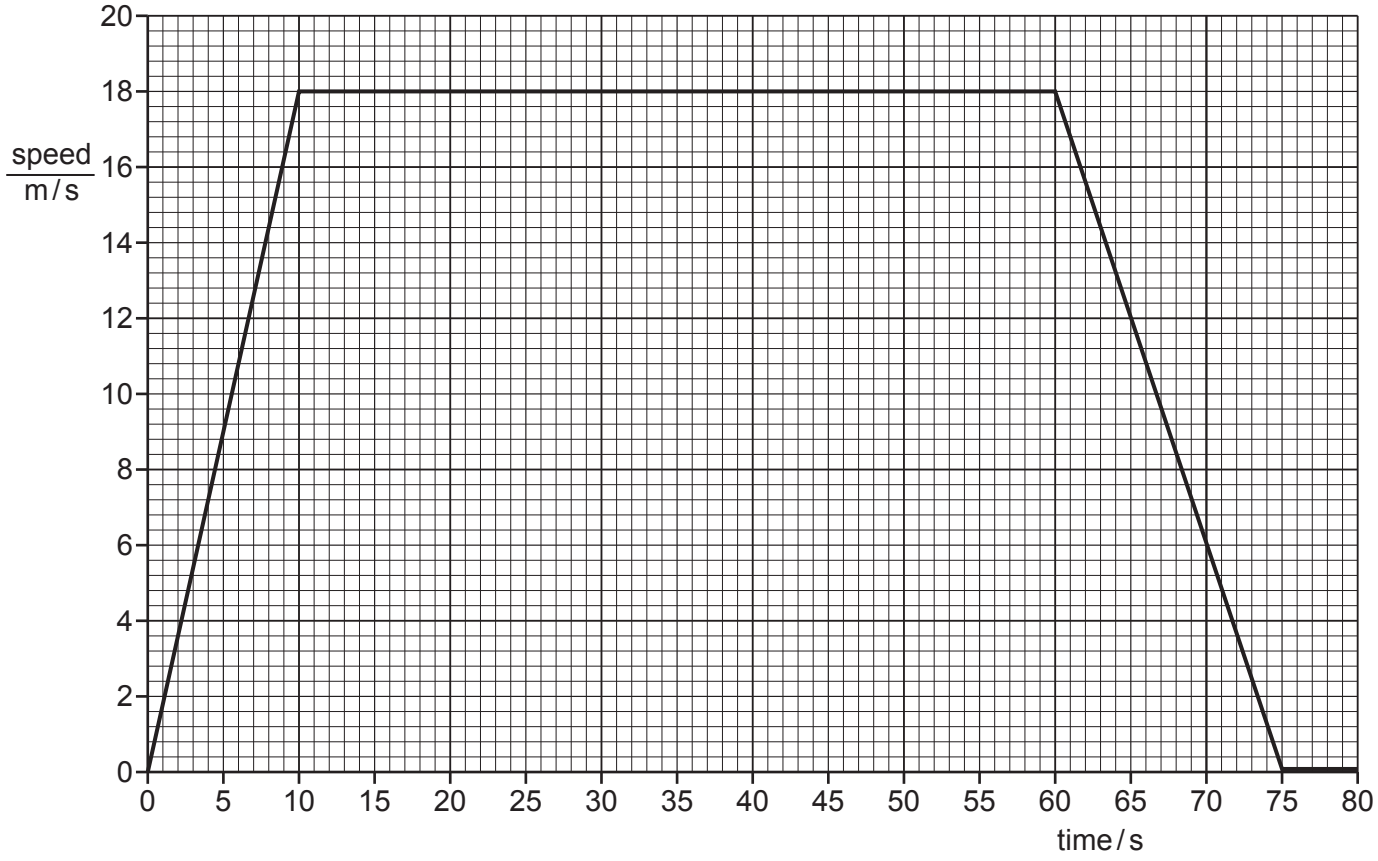

Fig. 1.1

(a) Using the information in Fig. 1.1, determine:

View solution

(i) the maximum speed of the bus during the journey

maximum speed = ... m/s [1]

(ii) the speed of the bus at time = 65 s. On Fig. 1.1, show how you obtained this information.

speed = ... m/s [2]

(b) Describe how the speed of the bus changes between time = 60 s and time = 80 s.

View solution

.....

..... [2]

(c) Determine the distance travelled by the bus between time = 0 and time = 10 s.

View solution

distance travelled = ... m [3]

© UCLES 2023

(d) Fig. 1.2 shows the speed–time graph for another bus journey.

View solution

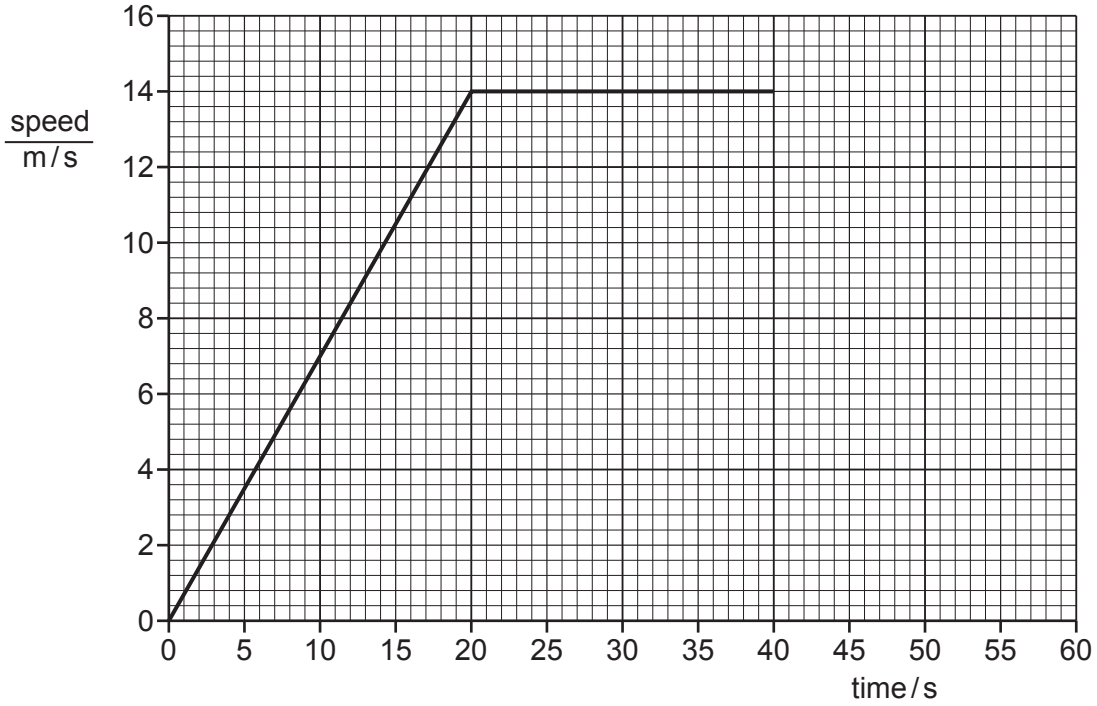

Fig. 1.2

The driver sees a hazard ahead and applies the brakes at time = 40 s.

The bus reduces its speed from 14.0 m/s to 6.0 m/s in a time of 5.0 s.

On Fig. 1.2, draw the speed–time graph for the bus as it reduces its speed. [2]

[Total: 10]

© UCLES 2023

2 A farmer uses a rope to lift a barrel of fruit from the ground to a platform, as shown in Fig. 2.1.

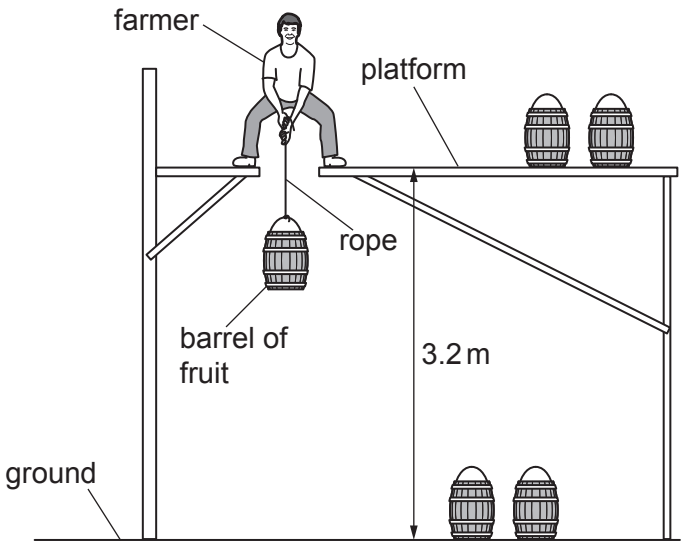

Fig. 2.1

(a) The farmer lifts the barrel of fruit at a constant speed.

View solution

(i) State the energy store of the barrel of fruit that increases as the barrel rises.

..... [1]

(ii) The weight of the barrel of fruit is 140 N.

Show that the work done on the barrel of fruit in lifting it from the ground to the platform is approximately 450 J.

View solution

[2]

(b) The farmer wants to make the process faster. He buys a machine to lift the barrels of fruit.

View solution

(i) The output power of the machine is 75 W.

The work done in lifting a barrel of fruit onto the platform is 450 J.

Calculate the time taken for the machine to lift a barrel of fruit onto the platform.

time = ... s [3]

(ii) The machine uses an electric motor. The farmer installs some wind turbines to supply electrical power for the farm.

Suggest **one** environmental reason for using wind turbines rather than using a diesel (fossil fuel) generator.

.....

..... [1]

[Total: 7]

View solution

3 The mass of a glass bottle is 0.18 kg.

(a) Calculate the weight of the bottle.

View solution

weight = ... N [2]

(b) The bottle contains 2.7 kg of cooking oil. The density of the cooking oil is 0.92 g / cm^3.

View solution

Calculate the volume of the cooking oil.

volume = ... cm^3 [4]

(c) A cookery student pours some cooking oil into a glass bowl containing water, as shown in Fig. 3.1.

View solution

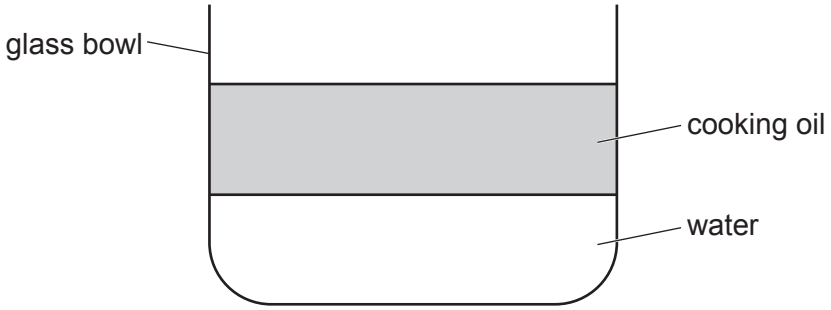

Fig. 3.1

The student accidently drops a plastic spoon and a metal spoon into the bowl.
The densities of the spoons and liquids are shown in Table 3.1.

Table 3.1

material	density / g/cm^3
plastic spoon	0.76
metal spoon	8.7
cooking oil	0.92
water	1.0

On Fig. 3.1, label a suggested position for each spoon after each has fallen into the bowl.

Use the letter P to label the position of the plastic spoon and the letter M to label the position of the metal spoon. [2]

[Total: 8]

© UCLES 2023

4 **(a)** Fig. 4.1 shows a pan on a hotplate. The hotplate heats the pan and the water.

View solution

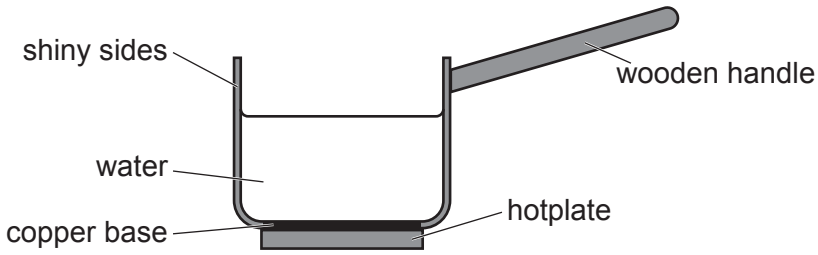

Fig. 4.1

Use your ideas about thermal energy transfer to explain why the pan has:

(i) a wooden handle

..... [1]

(ii) shiny sides

View solution

.....

..... [2]

(iii) a copper base.

View solution

..... [1]

(b) Fig. 4.2 shows a heater for warming a room. When there is hot water in the heater, thermal energy transfers from the water to the room.

View solution



Fig. 4.2

Explain how thermal energy from the heater warms the entire room. Use your ideas about the density of air. You may draw on Fig. 4.2.

.....

.....

.....

..... [4]

[Total: 8]

5 **(a)** Fig. 5.1 shows regions of the electromagnetic spectrum in order of increasing wavelength. **Two** of the regions are unlabelled.

View solution

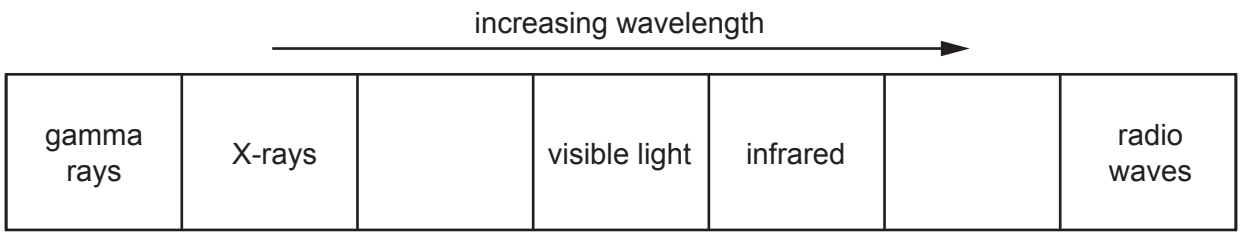

Fig. 5.1

(i) Complete Fig. 5.1 by writing the name of each unlabelled region in the correct box. [2]

(ii) State **two** properties that are the same for all regions of the electromagnetic spectrum.

1 .....

.....

2 .....

..... [2]

(b) **(i)** State **one** use for infrared radiation.

View solution

..... [1]

(ii) State **one** harmful effect of excessive exposure to infrared radiation.

..... [1]

[Total: 6]

View solution

6 **(a)** A student shines a ray of red light into a rectangular glass block, as shown in Fig. 6.1.

View solution

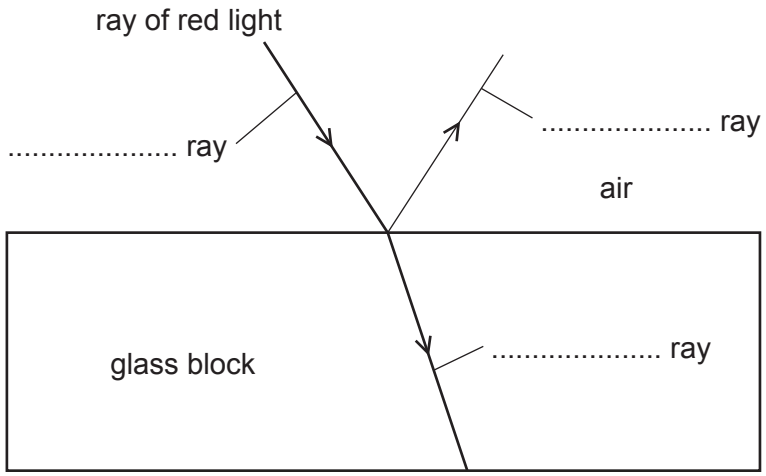

Fig. 6.1

(i) Draw the normal at the point where the ray of red light enters the glass block. [1]

(ii) On Fig. 6.1, label each ray using words from the list.

View solution

diffracted **diffused** **dispersed** **incident** **reflected** **refracted**

[2]

(b) Fig. 6.2 and Fig. 6.3 each show two parallel rays of light travelling through air towards a lens.

For each lens, draw the path of the two rays as they pass through the lens and back into the air.

View solution

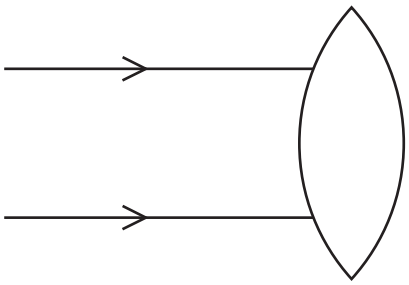

Fig. 6.2

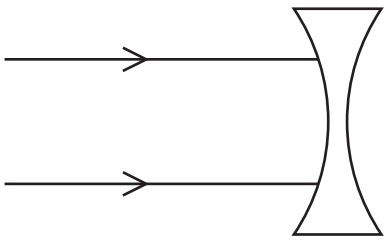

Fig. 6.3

[2]

© UCLES 2023

(c) State the **seven** colours of visible light. Give the colours in order of frequency.

View solution

frequency	colour
greatest ↑	
smallest	

[2]

[Total: 7]

7 Two identical resistors, R_1 and R_2, are connected to a 24 V battery, as shown in Fig. 7.1.

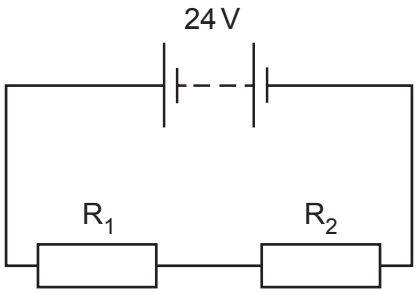

Fig. 7.1

The value of each resistor is 50 Ω.

(a) Calculate the combined resistance of R_1 and R_2 when they are connected as shown in Fig. 7.1.

View solution

combined resistance = ... Ω [1]

(b) Show that the current in the circuit is approximately 0.25 A.

View solution

[3]

(c) Determine the potential difference (p.d.) across R_1.

View solution

p.d. = ... V [1]

(d) Calculate the power transferred in R_1.

View solution

power = ... W [3]

(e) A student connects R_1, R_2 and the battery to make a different circuit. The resistors R_1 and R_2 are connected so their combined resistance is as small as possible.

Draw a circuit diagram to show how R_1 and R_2 are connected to the battery.

View solution

[1]

[Total: 9]

© UCLES 2023

8 **(a)** Fig. 8.1 shows an arrangement for transmitting electricity generated by a power station.

View solution

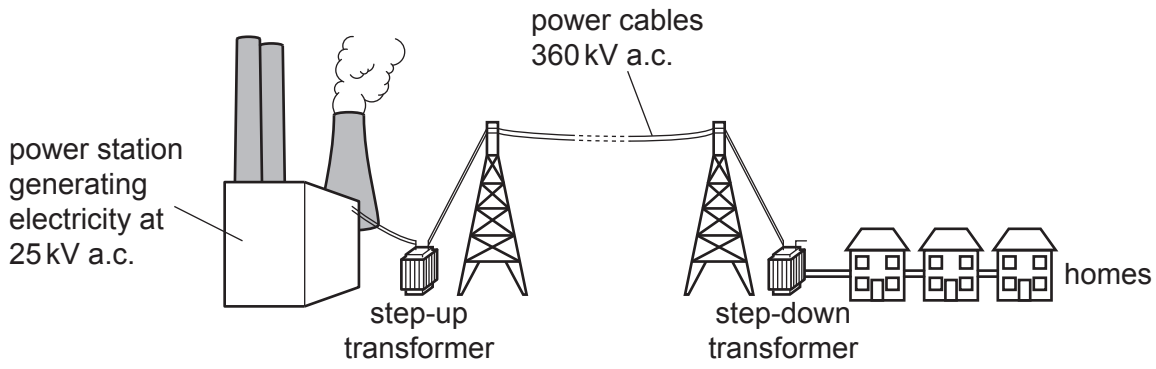

Fig. 8.1 (not to scale)

The step-up transformer has 500 turns on the primary coil.

Calculate the number of turns on the secondary coil of the step-up transformer. Use the information given in Fig. 8.1.

number of secondary turns = ... [3]

(b) State **two** benefits of using high voltages for transmitting electricity.

View solution

1 .....

2 .....

[2]

[Total: 5]

9 **(a)** Describe what is meant by alternating current (a.c.).

View solution

..... [1]

(b) A teacher demonstrates how a loudspeaker works by using the equipment shown in Fig. 9.1.

View solution

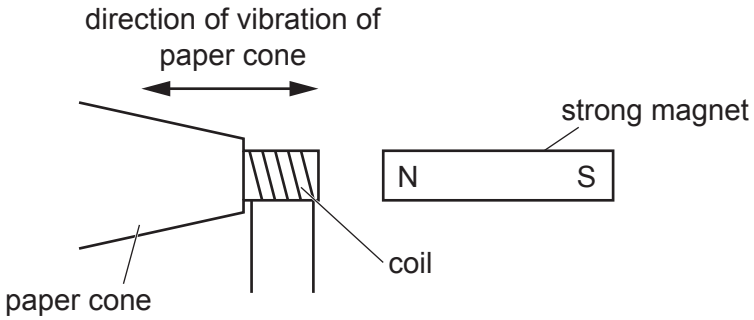

Fig. 9.1

There is an alternating current in the coil. The paper cone and coil vibrate as shown in Fig. 9.1.

(i) Explain why the paper cone vibrates. Use your ideas about magnetism.

.....

.....

.....

..... [3]

(ii) When the paper cone vibrates, the teacher hears a sound.

View solution

Suggest a value for the frequency of the alternating current. Include the unit.

frequency = ...

unit .....

[2]

[Total: 6]

10 **(a)** Fig. 10.1 represents all the particles in a lithium atom.

View solution

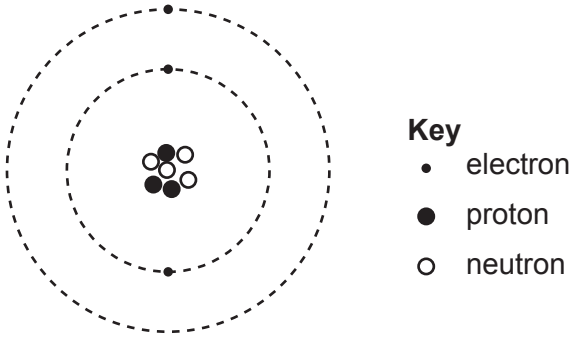

Fig. 10.1 (not to scale)

(i) State the proton number (atomic number) of the lithium atom in Fig. 10.1.

..... [1]

(ii) Determine the nucleon number (mass number) of the lithium atom in Fig. 10.1.

View solution

nucleon number = ... [1]

(iii) Describe how a lithium atom changes to form a positive ion.

View solution

..... [1]

(b) The half-life of iodine-131 is 8 days. A sample contains 80 mg of iodine-131.

View solution

Calculate the time taken to decay until 10 mg of iodine-131 remain in the sample.

time taken = ... days [2]

[Total: 5]

© UCLES 2023

11 Fig. 11.1 represents the Earth in orbit around the Sun.

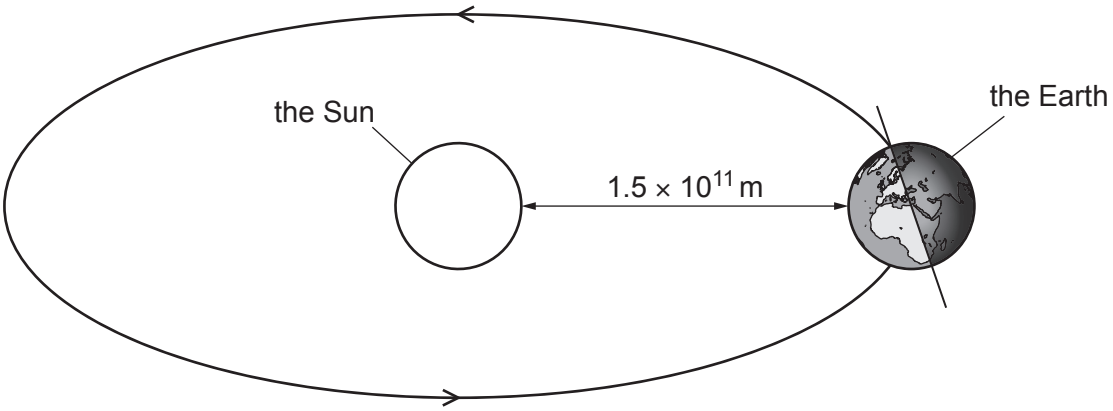

Fig. 11.1 (not to scale)

(a) (i) State the name of the force that keeps the Earth in orbit around the Sun.

View solution

..... [1]

(ii) State the time taken by the Earth to complete **one** orbit of the Sun. Include the unit.

View solution

time for **one** orbit = ... [1]

(iii) State the time taken by the Earth to rotate **once** on its axis. Include the unit.

View solution

time for **one** rotation = ... [1]

(iv) The Sun consists mainly of two gases. State the names of the **two** gases.

..... and ..... [2]

View solution

Question continued on next side

(b) (i) Most of the radiation from the Sun consists of visible light and two other regions of the electromagnetic spectrum.

State the name of **one** of the other two regions.

View solution

..... [1]

(ii) The speed of visible light is 3.0×10^8 m/s.

Calculate the time taken for visible light to travel from the Sun to the Earth when the Earth is in the position shown in Fig. 11.1.

View solution

time taken = ... s [3]

[Total: 9]

Permission to reproduce items where third-party owned material protected by copyright is included has been sought and cleared where possible. Every reasonable effort has been made by the publisher (UCLES) to trace copyright holders, but if any items requiring clearance have unwittingly been included, the publisher will be pleased to make amends at the earliest possible opportunity.

To avoid the issue of disclosure of answer-related information to candidates, all copyright acknowledgements are reproduced online in the Cambridge Assessment International Education Copyright Acknowledgements Booklet. This is produced for each series of examinations and is freely available to download at www.cambridgeinternational.org after the live examination series.

Cambridge Assessment International Education is part of Cambridge Assessment. Cambridge Assessment is the brand name of the University of Cambridge Local Examinations Syndicate (UCLES), which is a department of the University of Cambridge.